

FISCAL YEAR
2020 - 2021
ADOPTED BUDGET



CITY OF COALINGA
The Sunny Side of the Valley

CITY OF COALINGA

FISCAL YEAR 2020-2021 ADOPTED BUDGET

TABLE OF CONTENTS

<u>CONTENT DESCRIPTIONS</u>	<u>PAGE</u>
City Manager's Letter	1-3
Budget Resolutions	4-11
Budgeted Elected Officials & Staff	12-15
Fund 101 General Fund Revenue & Expenses	16-22
Fund 101 General Fund Expenses by Dept.....	23-59
Fund 453-Claremont Custody Center	60-61
Fund 140-General Capital Projects	62-65
Fund 104-Ayres Beason Scholarship	66-67
Police Dept. Forfeiture & Grant Funds.....	68-72
Fund 117-Intergovernmental Transfer Fund.....	73-74
Street & Home Program Funds.....	75-85
Fund 107-Gas Tax Fund	
Fund 109 & 110-Transportation Development Act	
Fund 111-SB1 RMRA	
Fund 125, 126, 127-Measure C Funds	
Fund 304 - HOME Program Fund	
Fund 305-CALTRANS Grant Fund.....	86-87
Fund 306-Special Revenue.....	88-89

CITY OF COALINGA

Fiscal Year 2020-2021 Adopted Budget

TABLE OF CONTENTS

<u>CONTENT DESCRIPTIONS</u>	<u>PAGE</u>
Habitat and Impact Fees Funds.....	90-92
Fund 114-Habitat Conservation Fund	
Fund 141- Public Building/Facilities Impact Fees	
Fund 142, 143- Law Enforcement/Fire Impact Fees	
Fund 144- Storm Drainage & Flood Control Impact Fees	
Fund 145, 146- Streets, Bridges/Park Impact Fees	
Fund 130 Assessment District Fund.....	93-94
Fund 150-Coalinga Public Financing Authority	95-96
Fund 501-Water Enterprise Fund.....	97-104
Fund 502-Gas Enterprise Fund.....	105-110
Fund 503-Wastewater Enterprise Fund.....	111-117
Fund 504-Sanitation Enterprise Fund	118-122
Fund 651-Utility Billing Enterprise Fund.....	123-125
Fund 506-Transit Fund.....	126-128
Fund 815 & 820-Successor Agency- Housing & RDA.....	130-132
Fund 851-EDA Community Building Rentals.....	133-135
Fund 852-EDA Revolving Loan.....	136-136
Appendix	137-140



City Council



MAYOR, RON LANDER

December 2016–December 2020



MAYOR PRO-TERM, RON RAMSEY

December 2018–December 2022



COUNCILWOMAN, TANYA STOLZ

December 2016–December 2020



COUNCILMAN, ADAM ADKISSON

December 2018–December 2022



COUNCILMAN, RAY SINGLETON

December 2018–December 2022



CLERK, SHANNON JENSEN

APPOINTED

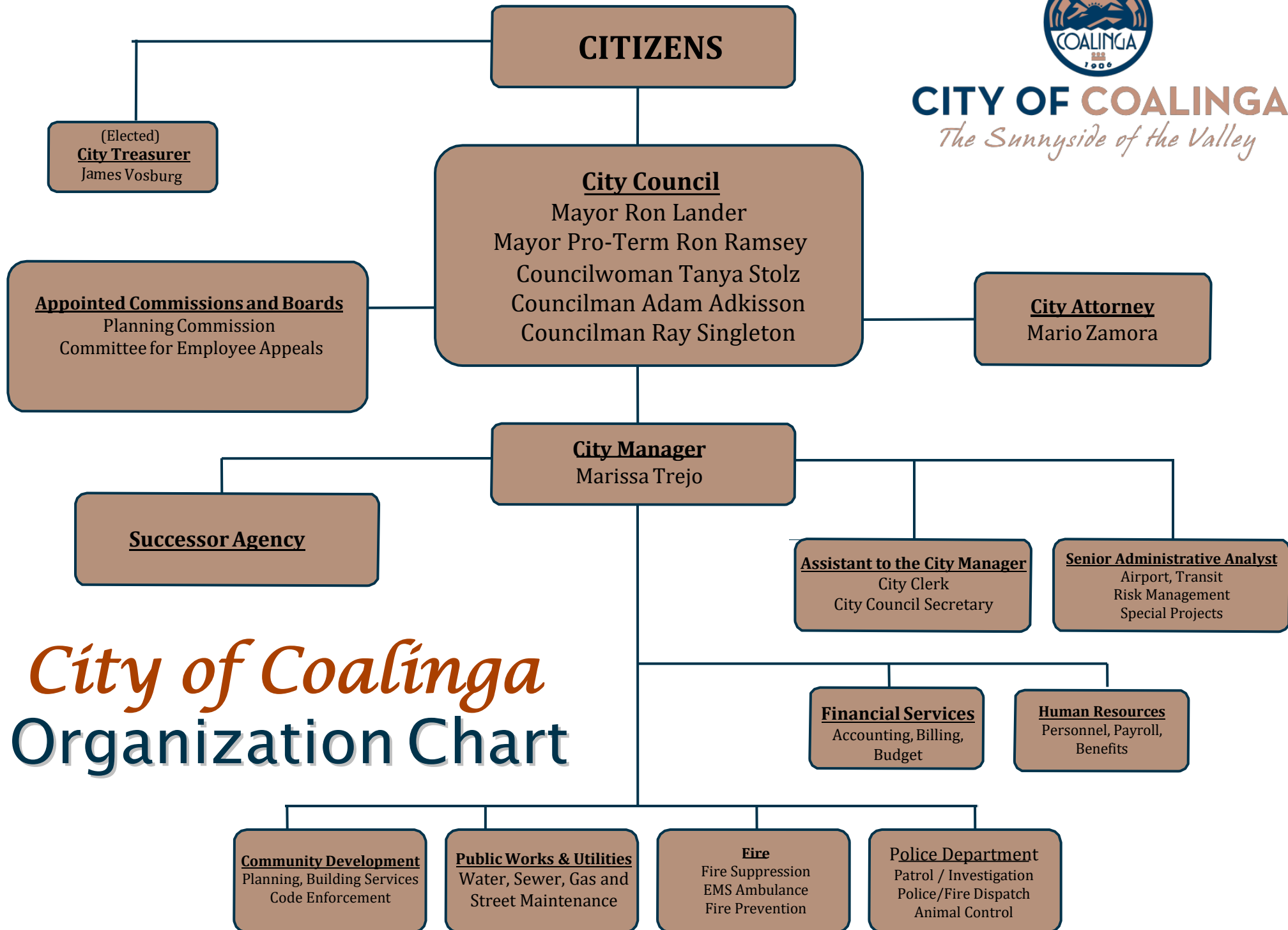


TREASURER, JAMES VOSBURG

December 2016–December 2020



CITY OF COALINGA
The Sunnyside of the Valley



City of Coalinga Organization Chart



June 23, 2020

Honorable Mayor Lander and Members of the Coalinga City Council:

It is my privilege to present the City of Coalinga's Fiscal Year 2020-2021 Annual Operating Budget. This document establishes a scope of work and financial plan for the City to undertake during the fiscal year beginning on July 1, 2020 and ending on June 30, 2021.

The purpose of the Annual Operating Budget document is to present the public and the City Council a comprehensive plan for proposed operations relating to the associated fiscal year. The budget provides the framework for effective and efficient delivery of public services to the City of Coalinga based on the Goals and Objectives adopted by the City Council.

Unfortunately, this is an unprecedented time for the City of Coalinga as we are in the middle of a global pandemic related to COVID-19.

On March 19, 2020, with Resolution No. 3959, the Coalinga City Council proclaimed a State of Emergency and it continues to date. Not only does this pandemic negatively impact the City's expenses, but it also negatively impact's the City's revenue as businesses and community members are affected.

That Resolution was followed with Ordinance No. 837 which set forth regulations governing the COVID-19 Pandemic Emergency within the City of Coalinga. Within this Ordinance, Coalinga City Council provided the following public welfare protections: non-essential City services were suspended, City utility services were not discontinued for non-payment and no late fees or interest were accrued, a price and rate freeze on consumer goods and lodging facilities was instituted, all City parks were closed, a rent deferral, eviction moratorium and foreclosure provision were implemented, and City staff was directed to apply for all state and federal funding available related to COVID-19.

Based on the ongoing pandemic, our Fiscal Year 2019-2020 Goals and Objectives are being rolled over into Fiscal Year 2020-2021. Those Goals and Objectives are as follows:

Goal 1: Fiscal Sustainability

Objectives

- 1.1: Maintain a balanced budget.
- 1.2: Locate and implement cost efficiencies.

1.3: Establish a General Fund reserve.

1.4: Identify new revenue sources.

Goal 2: Promote Economic Development

Objectives

2.1: Attract and retain long-term businesses.

2.2: Improve business relations.

2.3: Promote business expansion.

2.4: Ensure a clean and safe community.

2.5: Establish business incentive programs.

Goal 3: Improved Quality of Life

Objectives

3.1: Promote a positive work environment.

3.2: Increase the number of community events.

3.3. Promote an active lifestyle.

3.4: Enhance City beautification.

3.5: Promote positivity in the community.

Goal 4: Civic and Regional Engagement

Objectives

4.1: Improve communication with partner agencies.

4.2: Establish an annual open house event.

4.3: Promote involvement with other community agencies.

4.4: Promote community service by staff.

4.5: Locate and implement alternative communication methods.

Goal 5: Enhance Public Safety

Objectives

- 5.1: Promote and enhance neighborhood safety.
- 5.2: Educate public on emergency preparedness.
- 5.3: Implement Citizen's Academy.
- 5.4: Promote use of City website and application.
- 5.5: Maintain public infrastructure.

Additionally, in January of 2020, City staff set the goal of making Coalinga the most business friendly City in the State of California. Council reaffirmed this in Resolution No. 3964 on May 7, 2020, by declaring all businesses in the City as essential businesses, a position taken by only two California cities. Despite the request from the California Office of Emergency Services for Council to rescind this Resolution, on July 27, 2020, the Coalinga City Council voted to reaffirm the Resolution.

This budget document for Fiscal Year 2020-2021 is a collaborative effort constructed by City management in conjunction with Council's vision and leadership. Through hard work and several workshops, a balanced budget was adopted despite these difficult times.

Thank you, Coalinga City Council, City staff, and community members for your input and participation.

Respectfully submitted,



Marissa Trejo
City Manager

Budget Resolution

RESOLUTION NO. 3969

A RESOLUTION OF THE CITY COUNCIL OF THE CITY OF COALINGA ADOPTING THE FINAL BUDGET OF THE CITY OF COALINGA FOR THE FISCAL YEAR JULY 1, 2020 TO JUNE 30, 2021, PROVIDING FOR THE APPROPRIATION AND EXPENDITURE OF ALL SUMS SET FORTH IN SAID FINAL BUDGET, PROVIDING FOR THE TRANSFERS AND ADDITIONAL APPROPRIATIONS AND REPEALING ALL RESOLUTIONS AND PARTS OF RESOLUTIONS IN CONFLICT HEREWITH

WHEREAS, the City Council of the City of Coalinga has submitted a Proposed Budget for the fiscal year July 1, 2020 through June 30, 2021; and

WHEREAS, after examination, deliberation and due consideration, the City Council of the City of Coalinga has approved the same with modifications; and

WHEREAS, it is the intention of the City Council to adopt the said budget as modified and amended by the City Council of the City of Coalinga as the Final Budget for the fiscal year 2020-2021.

NOW, THEREFORE, BE IT RESOLVED BY THE CITY COUNCIL OF THE CITY OF COALINGA AS FOLLOWS:

1. That certain budget for the fiscal year July 1, 2020 through June 30, 2021, presently on file in the office of the Deputy City Clerk entitled, "CITY OF COALINGA - ANNUAL BUDGET - FISCAL YEAR 2020-21," which is hereby referred to and incorporated herein by reference as though fully set forth herein verbatim, is hereby adopted as modified and amended by the City Council of the City of Coalinga as the Final Annual Budget of the City of Coalinga for the fiscal year July 1, 2020 through June 30, 2021.

2. From and after the operative date of this resolution the several amounts stated in the Final Annual Budget hereinafter referred to as adopted expenditures shall become and thereafter be appropriated to the offices, departments, accounts, objects and purposes stated therein for the fiscal year to which said budget is to apply and said monies are hereby authorized to be expended for the purposes and objects specified in said budget.

3. All resolutions and parts of resolutions in conflict herewith, including, but not necessarily limited to, such resolutions or parts of resolutions relating to compensation, allowances or benefits as may be in conflict herewith, are hereby expressly repealed.

4. This resolution shall take effect immediately upon adoption.

PASSED AND ADOPTED by the City Council of the City of Coalinga at its special meeting held on this **23rd day of June, 2020** by the following vote:


AYES: Singleton, Ramsey, Adkisson, Lander

NOES: Stolz

ABSTAIN: None

ABSENT: None

APPROVED:



Ron Lander, Mayor

ATTEST:


Shannon Jensen, City Clerk

RESOLUTION NO. PFA 20-01

A RESOLUTION OF THE BOARD OF DIRECTORS OF THE COALINGA PUBLIC FINANCING AUTHORITY ADOPTING THE FINAL BUDGET OF THE COALINGA PUBLIC FINANCING AUTHORITY FOR THE FISCAL YEAR JULY 1, 2020 TO JUNE 30, 2021, PROVIDING FOR THE APPROPRIATION AND EXPENDITURE OF ALL SUMS SET FORTH IN SAID FINAL BUDGET, PROVIDING FOR THE TRANSFERS AND ADDITIONAL APPROPRIATIONS AND REPEALING ALL RESOLUTIONS AND PARTS OF RESOLUTIONS IN CONFLICT HEREWITH

WHEREAS, the Board of Directors of the Coalinga Public Financing Authority has submitted to it a Proposed Budget for the fiscal year July 1, 2020 through June 30, 2021; and

WHEREAS, after examination, deliberation and due consideration, the Board of Directors of the Coalinga Public Financing Authority has approved the same with modifications; and

WHEREAS, it is the intention of the Board of Directors to adopt the said budget as modified and amended by the Board of Directors of the Coalinga Public Financing Authority as the Final Budget for the fiscal year 2020-2021.

NOW, THEREFORE, BE IT RESOLVED BY THE BOARD OF DIRECTORS OF THE COALINGA PUBLIC FINANCING AUTHORITY AS FOLLOWS:

1. That the applicable portion of that certain budget for the fiscal year July 1, 2020 through June 30, 2021, presently on file in the office of the Deputy City Clerk entitled, "CITY OF COALINGA - ANNUAL BUDGET - FISCAL YEAR 2020-21," which is hereby referred to and incorporated herein by reference as though fully set forth herein verbatim, is hereby adopted as modified and amended by the Board of Directors of the Coalinga Public Financing Authority as the Final Annual Budget of the Coalinga Public Financing Authority for the fiscal year July 1, 2020 through June 30, 2021.

2. From and after the operative date of this resolution the several amounts stated in the Final Annual Budget hereinafter referred to as adopted expenditures shall become and thereafter be appropriated to the offices, departments, accounts, objects and purposes stated therein for the fiscal year to which said budget is to apply and said monies are hereby authorized to be expended for the purposes and objects specified in said budget.

3. All resolutions and parts of resolutions in conflict herewith, including, but not necessarily limited to, such resolutions or parts of resolutions relating to compensation, allowances or benefits as may be in conflict herewith, are hereby expressly repealed.

4. This resolution shall take effect immediately upon adoption.

PASSED AND ADOPTED by the Board of Directors of the Coalinga Public Financing Authority at a special meeting held on this **23rd day of June, 2020**, by the following vote:


AYES: Singleton, Ramsey, Adkisson, Lander

NOES: Stolz

ABSTAIN: None


ABSENT: None

APPROVED:



Ron Lander, Mayor/Chairman

ATTEST:



Shannon Jensen, City Clerk

RESOLUTION NO. SA-335

A RESOLUTION OF THE BOARD OF DIRECTORS OF THE SUCCESSOR AGENCY OF THE FORMER REDEVELOPMENT AGENCY OF THE CITY OF COALINGA ADOPTING THE FINAL BUDGET OF THE SUCCESSOR AGENCY FOR THE FISCAL YEAR JULY 1, 2020 TO JUNE 30, 2021, PROVIDING FOR THE APPROPRIATION AND EXPENDITURE OF ALL SUMS SET FORTH IN SAID FINAL BUDGET, PROVIDING FOR THE TRANSFERS AND ADDITIONAL APPROPRIATIONS AND REPEALING ALL RESOLUTIONS AND PARTS OF RESOLUTIONS IN CONFLICT HEREWITH

WHEREAS, the Board of Directors of the Successor Agency of the Former Redevelopment Agency of the City of Coalinga has submitted a Proposed Budget for the fiscal year July 1, 2020 through June 30, 2021; and

WHEREAS, after examination, deliberation and due consideration, the Board of Directors of the Successor Agency of the Former Redevelopment Agency of the City of Coalinga has approved the same with modifications; and

WHEREAS, it is the intention of the Board of Directors to adopt the said budget as modified and amended by the Board of Directors of the Successor Agency of the Former Redevelopment Agency of the City of Coalinga as the Final Budget for the fiscal year 2020- 2021.

NOW, THEREFORE, BE IT RESOLVED BY THE BOARD OF DIRECTORS OF THE SUCCESSOR AGENCY OF THE FORMER REDEVELOPMENT AGENCY OF THE CITY OF COALINGA AS FOLLOWS:

1. That the applicable part of that certain budget for the fiscal year July 1, 2020 through June 30, 2021, presently on file in the office of the Deputy City Clerk entitled, "CITY OF COALINGA - ANNUAL BUDGET - FISCAL YEAR 2020-21," which is hereby referred to and incorporated herein by reference as though fully set forth herein verbatim, is hereby adopted as modified and amended by the Board of Directors of the Successor Agency of the Former Redevelopment Agency of the City of Coalinga as the Final Annual Budget of the Successor Agency for the fiscal year July 1, 2020 through June 30, 2021.

2. From and after the operative date of this resolution the several amounts stated in the Final Annual Budget hereinafter referred to as adopted expenditures shall become and thereafter be appropriated to the offices, departments, accounts, objects and purposes stated therein for the fiscal year to which said budget is to apply and said monies are hereby authorized to be expended for the purposes and objects specified in said budget.


3. All resolutions and parts of resolutions in conflict herewith, including, but not necessarily limited to, such resolutions or parts of resolutions relating to compensation, allowances or benefits as may be in conflict herewith, are hereby expressly repealed.

4. This resolution shall take effect immediately upon adoption.

PASSED AND ADOPTED by the Board of Directors of the Successor Agency of the Former Redevelopment Agency of the City of Coalinga at its special meeting held on this 23rd day of June, 2020, by the following vote:


AYES: Singleton, Ramsey, Adkisson, Lander
NOES: Stolz
ABSTAIN: None
ABSENT: None

APPROVED:



Ron Lander, Mayor/Chairman

ATTEST:



Shannon Jensen, City Clerk

CITY OF COALINGA
APPROPRIATIONS LIMIT for FY 2019-2020

RESOURCES ***		***APPROPRIATIONS	
<u>PROCEEDS OF TAXES</u>		<u>SUBJECT TO LIMITATIONS</u>	
Property Taxes	409,200	4,533,200	General Fund
Ad Valorem Taxes (Public Safety)	393,000	445,134	Highway Users Tax-Streets
Sales Taxes	1,730,000		
Business License Fees	100,000		
Motor Vehicle In Lieu Fees	1,500,000		
Other Taxes	401,000		
Highway Users Tax	445,134		
Total Proceeds of Taxes	<u>4,978,334</u>	<u>4,978,334</u>	Total Appropriations Subject to Limitations
		<u>\$9,178,940</u>	Appropriations Limit for FY19

**FY 2020 Appropriation
Limit Calculation:**

FY19 Appropriation Limit	\$8,726,947	
x Population Factor	1.28%	City Population
= Increased Limit	<u>\$8,838,652</u>	
x Personal Income Factor	3.85%	
= FY20 Appropriation Limit	<u>\$9,178,940</u>	

Comparison

FY20 Appropriation Limit	\$9,178,940
FY20 Appropriations Subject to the Appropriations Limit	4,978,334
FY20 Appropriations under the Appropriations Limit	<u>\$4,200,606</u>

*Budgeted
Elected
Officials and
Staff*

Position	FY 2014	FY 2015	FY 2016	FY 2017	FY 2018	FY 2019	FY 2020	FY 2021
Mayor	1	1	1	1	1	1	1	1
Mayor Pro-Tem	1	1	1	1	1	1	1	1
City Council	3	3	3	3	3	3	3	3
Treasurer	1	1	1	1	1	1	1	1
City Clerk	1	1	1	1	1	1	0	0
Total	7	7	7	7	7	7	6	6
Position	FY 2014	FY 2015	FY 2016	FY 2017	FY 2018	FY 2019	FY 2020	FY 2021
City Manager	1	1	1	1	1	1	1	1
Assistant to City Manager/Dep City Clerk	1	1	1	1	1	1	0	0
Assistant to City Manager/City Clerk	0	0	0	0	0	0	1	1
Senior Administrative Analyst	1	1	1	1	1	1	1	1
Custodian	1	1	1	1	0	0	0	0
Custodian (part-time)	0	0	0	1	0	0	0	0
Bus Driver	1	1	1	1	1	1	1	1
Lead Bus Driver	1	1	1	1	1	1	1	1
Relief Bus Driver	2	2	2	2	2	2	2	2
City Ambassador	0	0	0	0	1	10	10	10
Total	8	8	8	9	7	17	17	17
Position	FY 2014	FY 2015	FY 2016	FY 2017	FY 2018	FY 2019	FY 2020	FY 2021
Human Resources Director	1	1	1	0	0	0	0	0
Human Resources Analyst	1	1	1	1	1	1	1	1
Human Resources Generalist	0	0	0	1	1	1	1	1
Human Resources Assistant (part-time)	0	0	1	0	0	0	0	0
Committee for Employee Appeals	3	3	3	3	3	3	3	3
Committee for Employee Appeals (Alt)	2	2	2	2	2	2	2	2
Total	7	7	8	7	7	7	7	7
Position	FY 2014	FY 2015	FY 2016	FY 2017	FY 2018	FY 2019	FY 2020	FY 2021
Financial Services Director	1	1	1	1	1	1	1	1
Finance Manager	1	1	1	0	0	0	0	0
Financial Services Supervisor	0	0	0	1	1	1	1	1
Junior Accountant/Accountant	0	0	0	0	0	1	1	1
Accounting Technician	0	0	0	1	1	0	1	0
Account Clerk III	1	1	0	0	0	0	1	2
Account Clerk II	0	0	1	1	1	1	2	2
Account Clerk I	3	3	3	3	3	3	0	1
Total	6	6	6	7	7	7	7	8
Position	FY 2014	FY 2015	FY 2016	FY 2017	FY 2018	FY 2019	FY 2020	FY 2021
Community Development Director	0	0	0	1	1	1	1	0
Asst Community Development Director	1	1	1	0	0	0	0	0
Community Development Assistant	1	0	0	0	0	0	0	0
Office Assistant (part-time)	0	1	1	0	0	0	0	0
Secretary	0	0	0	1	1	0	0	0
Certified Building Official	1	1	1	1	1	1	1	1
Code Enforcement Officer	1	1	1	1	0	0	0	0
Planning Commissioner	5	5	5	5	5	5	5	5
Deputy Fire Marshall	0	0	0	0	0	0	0	0
Total	9	9	9	9	8	7	7	6

Position	FY 2014	FY 2015	FY 2016	FY 2017	FY 2018	FY 2019	FY 2020	FY 2021
Economic Development Coordinator	1	0	0	1	1	0	0	0
Total	1	0	0	1	1	0	0	0
Position	FY 2014	FY 2015	FY 2016	FY 2017	FY 2018	FY 2019	FY 2020	FY 2021
Police Chief	1	1	1	1	1	1	1	1
Commander	0	0	0	0	0	1	0	1
Lieutenant	2	2	2	2	2	0	1	0
Sergeant	5	5	5	5	5	4	4	4
Detective	1	1	1	1	1	0	0	0
Corporal	2	2	2	2	2	2	2	2
School Resources Officer	0	0	0	0	2	2	2	2
Police Officer	10	10	10	11	11	5	7	8
Public Safety Dispatcher	7	7	7	7	5	4	4	0
Public Safety Dispatcher - Part-Time	0	0	0	0	2	4	4	0
Records Clerk	1	1	1	2	2	2	2	0
Property and Evidence Technician	1	1	1	1	0	0	0	0
Property and Evidence Technician (Reserve)	1	1	1	1	0	0	0	0
Police Technician III	0	0	0	0	0	0	0	1
Police Technician II	0	0	0	0	0	0	0	1
Police Technician I	0	0	0	0	0	0	0	4
Police Technician I-III Part-Time	0	0	0	0	0	0	0	4
Secretary to Chief of Police	1	1	1	1	1	1	1	1
Animal Control/Com Services Officer	1	1	1	2	1	1	0	0
Animal Control/Com Services Officer (p/t)	1	1	1	1	1	0	0	0
Crossing Guard- Paid	3	3	3	3	0	0	0	0
Crossing Guard- Unpaid	1	1	1	1	0	0	0	0
Records Clerk- Volunteer	1	1	1	1	0	0	0	0
Reserve Sergeant- Paid	1	1	1	1	0	0	0	0
Reserve Police Officer- Paid	10	10	10	10	2	2	4	0
Citizen on Patrol- Volunteer	8	8	8	8	8	8	8	8
Total	58	58	58	61	46	37	40	37
Position	FY 2014	FY 2015	FY 2016	FY 2017	FY 2018	FY 2019	FY 2020	FY 2021
Fire Chief	1	1	1	1	1	1	1	1
Captain	3	3	3	3	3	3	3	3
Engineer	3	3	3	3	3	3	3	3
Firefighter/Paramedic	9	9	9	12	9	9	9	9
Firefighter/EMT	6	7	7	3	3	3	3	3
Office Assistant	1	1	1	0	0	0	0	0
Office Assistant- Volunteer	1	1	1	1	0	0	0	0
Secretary	0	0	0	1	1	1	1	1
Reserve Firefighter/EMT/Paramedic	15	15	15	15	15	3	8	8
Total	39	40	40	39	35	23	28	28
Position	FY 2014	FY 2015	FY 2016	FY 2017	FY 2018	FY 2019	FY 2020	FY 2021
Assistant City Manager	0	0	0	0	0	0	0	1
Administrative Secretary	0	0	0	0	0	0	0	1
Public Works & Utilities Director	0	0	0	1	1	1	1	0
Public Works Supervisor	0	0	0	0	0	1	1	1
Utilities Supervisor	0	0	0	0	0	1	1	1
Public Utilities Coordinator	0	0	0	0	0	1	1	1
Assistant Engineer	0	0	0	0	0	1	1	0
Secretary	0	0	0	1	1	1	1	0

Field Services Manager	1	1	1	1	1	0	0	0
Assistant Field Services Manager	2	2	2	2	2	1	0	0
Maintenance Worker III	1	1	1	3	3	3	3	1
Maintenance Worker I-II	6	6	6	4	7	7	7	9
Equipment Mechanic	2	2	2	2	1	1	1	1
Maintenance Worker I/Street Sweeper	1	1	1	1	1	1	1	1
Groundskeeper	4	3	3	3	0	0	0	0
Chief Plant Operator	1	1	1	1	1	0	1	1
Operations Superintendent	1	0	0	1	0	0	0	0
Water Operator/Analyst	1	1	1	0	0	0	0	0
Water Operator Grade III	0	2	2	1	1	1	1	1
Water Operator Apprentice	0	0	0	0	0	0	0	0
Water Operator I-III (part-time)	2	2	2	2	2	2	0	2
Maintenance Worker I- Water Plant	0	0	0	0	0	0	0	0
Total	22	22	22	27	27	22	20	27
	FY 2014	FY 2015	FY 2016	FY 2017	FY 2018	FY 2019	FY 2020	
<i>Total Number of City Employees</i>	157	157	158	167	145	127	132	136



General Fund

FUND 101

FY 2020-2021 Adopted Budget

General Fund

Account	Description	2015 Actual	2016 Actual	2017 Actual	2018 Actual (unaudited)	2019 Adopted	2019 Actual (unaudited)	2020 Adopted	2021 Adopted
GENERAL FUND REVENUES									
101-400-40010	Current Year Secured	305,612	324,451	328,631	336,111	325,000	360,791	330,000	360,000
101-400-40020	Prior Year Secured	9,890	1,606	-	5,427	-	-	-	-
101-400-40030	Supplemental Secured	18,983	14,213	15,861	25,569	20,000	22,099	25,000	25,000
101-400-40040	Current Year Unsecured	42,117	46,304	47,112	48,864	47,000	48,219	47,000	47,000
101-400-40050	Prior Year Unsecured	4,794	1,690	4,505	2,671	5,000	2,353	5,000	2,500
101-400-40060	Supplemental Unsecured	197	143	146	366	200	244	200	200
101-400-40070	Penalties & Interest	6,293	1,193	2,012	1,778	2,000	905	2,000	1,000
101-400-40080	Public Safety Pension	362,520	353,500	388,710	396,471	390,000	400,781	390,000	425,000
101-400-40090	Supplement Public Safety Pens.	3,842	3,272	2,292	5,680	3,000	5,863	3,000	5,000
101-400-40120	Property Tax in Lieu of VLF	1,384,359	1,431,028	1,485,193	1,547,483	1,500,000	1,607,772	1,500,000	1,700,000
101-400-40130	Triple Flip Property Tax	138,871	251,978	-	-	-	-	-	-
101-400-40140	RDA PassThru/Residual Distrib.	204,555	62,618	734,920	730,494	200,000	313,830	200,000	200,000
101-400-41010	Sales & Use Tax	725,999	732,436	748,856	792,327	748,000	818,884	800,000	800,000
101-400-41011	Measure J 1% Transaction Tax	-	-	-	-	-	60,813	900,000	1,000,000
101-400-41020	Public Safety Sales Tax	27,476	35,329	32,833	34,613	30,000	34,305	30,000	30,000
101-400-41030	Airplane Apportionment	2,761	2,691	2,580	3,341	2,700	1,053	2,700	1,000
101-400-41040	PG & E Franchise	62,821	60,635	64,993	76,011	65,000	76,075	75,000	75,000
101-400-41050	Coalinga CATV Franchise	17,470	9,315	-	-	-	-	-	-
101-400-41060	Transient Occupancy Tax	27,116	19,288	20,238	17,211	20,000	26,781	20,000	30,000
101-400-41070	Real Property Transfers	14,915	13,441	22,474	36,611	22,000	19,993	36,000	20,000
101-400-41080	Mid Valley Franchise Fees	228,961	241,513	257,511	269,133	260,000	374,010	270,000	380,000
101-400-42010	Business Licenses	117,173	98,115	102,856	106,656	120,000	109,561	100,000	80,000
101-400-42030	Animal Licenses	606	795	1,312	1,519	900	5,346	1,000	2,500
101-400-42040	Bicycle Licenses	36	35	5	5	50	8	10	10
101-400-42050	Building Permits	68,629	43,570	71,627	249,996	100,000	378,479	75,000	60,000
101-400-42060	Electrical Permits	7,708	2,499	1,218	1,679	-	2,604	-	-
101-400-42070	Plumbing Permits	11,553	2,325	580	332	-	1,173	-	-
101-400-42080	Mechanical Permits	6,660	1,491	498	337	-	1,399	-	-
101-400-42110	Local Gun Permits	4,086	1,707	3,454	4,331	3,500	6,238	4,000	4,000
101-400-42120	Encroachment Permits	375	375	325	1,894	1,000	5,022	1,000	1,000
101-400-42130	Residential Solar Permit Fees	7,109	13,800	10,965	16,639	10,000	13,880	8,000	8,000
101-400-42170	Cannabis Application Fees	-	-	94,800	67,818	12,000	49,532	6,000	6,000
101-400-42180	Cannabis Regulatory Permit Renewal	-	-	2,400	-	2,292	18,332	3,500	3,500
101-400-42190	Cannabis Revenue Raising Fee	-	-	83,139	169,859	1,003,425	266,336	755,818	696,239
101-400-42200	Cannabis Regulatory Licensing Fee	-	-	70,092	93,384	265,752	218,257	508,236	376,000
101-400-43010	Vehicle Code Fines	23,547	22,954	19,793	16,783	20,000	15,145	20,000	15,000
101-400-43020	Other Court Fines	306	285	314	322	500	274	500	300
101-400-44010	Interest Earned	536	15,689	5,863	3,020	4,000	1,101	3,000	3,000
101-400-44020	Land Rentals	35,298	27,562	44,365	67,060	55,000	56,910	65,000	65,000
101-400-44060	Pride Sign Rentals	-	-	-	977	1,000	925	1,000	1,000
101-400-45010	Motor Vehicle In Lieu Fees	7,831	6,669	8,103	9,521	12,000	8,682	9,500	9,500
101-400-45060	Homeowners Property Tax Relief	11,217	10,791	10,406	10,115	10,000	9,788	10,000	10,000
101-400-45211	P.O.S.T. Reimbursement	16,336	7,342	2,983	13,406	-	8,889	5,000	5,000
101-400-45371	Abandoned Veh. Abatement Pgm.	-	7,427	-	-	-	-	-	-
101-400-46020	Planning & Dev.Fees	15,286	17,902	195,334	50,795	35,000	54,502	45,000	45,000
101-400-46030	Planning Non-reimbursable Fees	-	-	-	-	-	-	-	-
101-400-46040	Plan Checking Fees	64,344	29,571	34,511	116,543	40,000	49,617	40,000	40,000
101-400-46050	Vacant Building Registration	4,800	2,250	2,550	1,800	2,000	1,350	2,000	2,000
101-400-46060	Yard Sale Permit	675	538	350	66	-	-	-	-
101-400-46070	Code Enforcement Citation Misc	100	550	3,450	400	-	2,266	-	-
101-400-46080	Weed & Lot Cleaning Fees	1,464	799	-	-	-	-	-	-
101-400-46090	Misc. Public Works Receipts	-	-	-	-	100	-	-	-
101-400-46120	Police Service Reimbursements	17,623	68,547	151,144	-	10,000	9,745	-	-
101-400-46130	Accident Report Fees	2,136	2,657	2,579	2,990	2,000	8,420	2,000	2,000
101-400-46140	Fingerprint Fees	9,740	12,738	12,240	9,201	10,000	12,482	10,000	10,000
101-400-46160	Miscellaneous Police Receipts	17,787	13,428	11,184	3,884	10,000	5,070	5,000	5,000
101-400-46170	Animal Shelter Fees	1,370	1,542	1,612	2,948	2,000	2,808	2,000	2,000
101-400-46200	Court Order Restitution	-	-	-	-	-	-	-	-

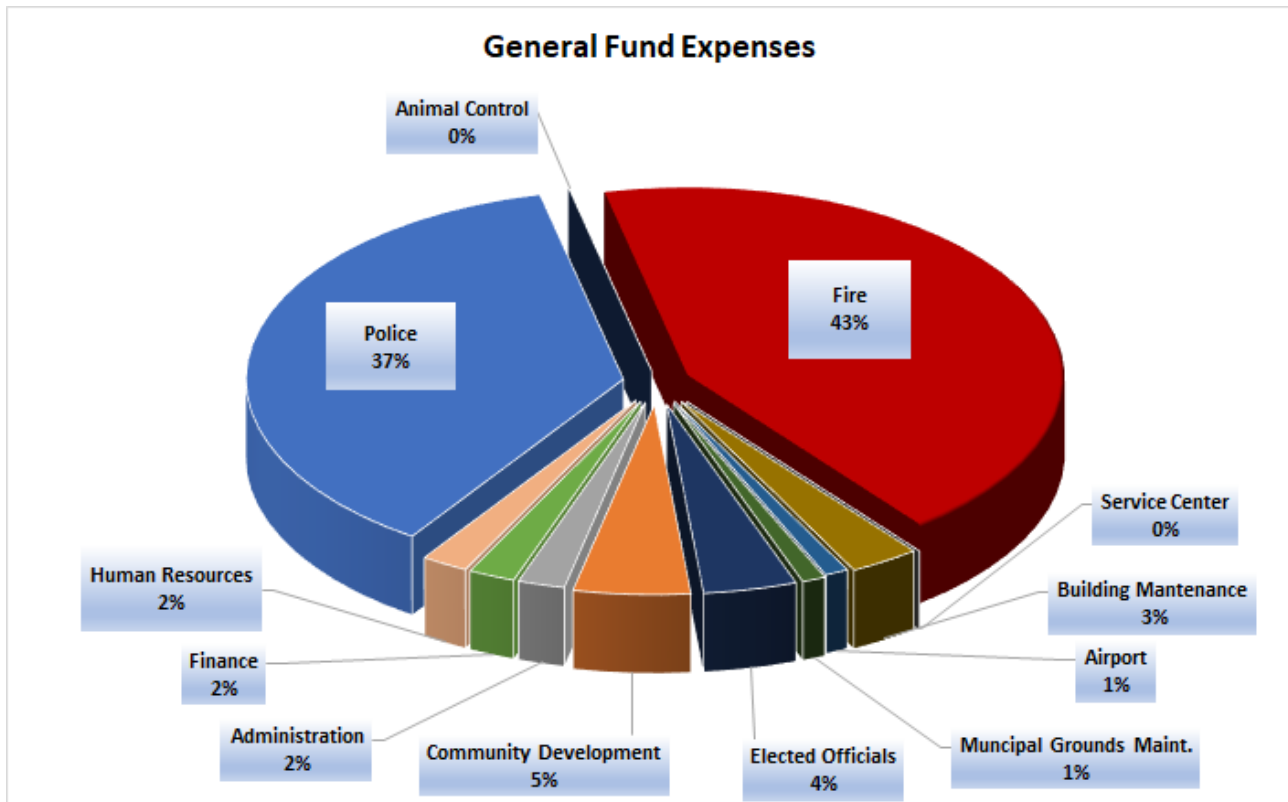
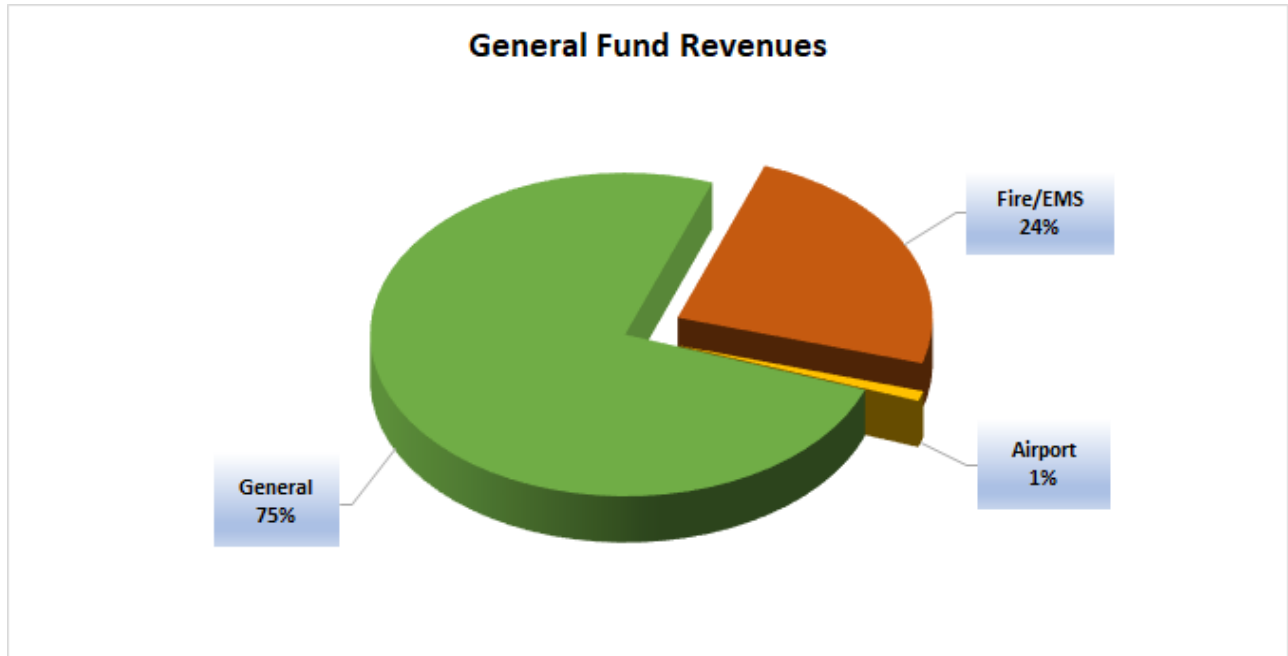
FY 2020-2021 Adopted Budget

General Fund

Account	Description	2015 Actual	2016 Actual	2017 Actual	2018 Actual	2019 Adopted	2019 Actual	2020 Adopted	2021 Adopted
101-400-46210	Building Inspection Services	-	-	-	-	-	-	-	-
101-400-46220	CHUSD Resource Officer Program	-	-	46,720	93,440	94,000	47,948	94,000	-
101-400-46230	WHCC Resource Officer Program	-	-	43,250	86,900	86,500	46,793	86,500	97,325
101-400-46240	Dispatch Contract Fee	-	-	-	-	50,000	-	86,000	104,000
101-400-46250	Prop 40 Park Grant-Reimburse	27,106	-	-	-	-	-	-	-
101-400-46270	Claremont Custody Service Fee	-	-	-	-	-	-	-	-
101-400-46410	Claremont Allocation	-	-	-	-	-	-	-	-
101-400-46420	Water Enterprise Fund	235,260	208,257	9,108	14,084	-	11,017	-	-
101-400-46430	Natural Gas Enterprise Fund	144,534	93,909	1,700	3,018	-	5,008	-	-
101-400-46440	Sewer Enterprise Fund	235,960	79,158	3,773	2,515	-	4,340	-	-
101-400-46450	Sanitation Enterprise Fund	20,037	16,596	2,544	3,521	-	2,671	-	-
101-400-46470	RDA-Successor Agency AdmnAllow	113,345	56,873	26,901	38,159	14,431	-	-	-
101-400-46670	Mattress Recycling Program	-	-	-	15	50	-	50	50
101-400-46530	Police Service Fees to Gas Fund	326,000	-	-	-	-	-	-	-
101-400-46580	ICMA 401 Forfeiture	-	-	-	-	-	-	-	-
101-400-46660	General CIP Fund 140	-	300,000	-	-	1,700,000	1,700,000	-	-
101-400-48000	Property Sale-DOF Final Review	283,676	-	-	-	-	-	-	-
101-400-48011	Sale City Property (EDA Bldgs)	333,340	216,795	-	-	-	-	-	-
101-400-48020	Sale of City Property	70,256	-	4,087,150	632,167	-	-	-	-
101-400-4810	Proceeds from Capital Leases	141,870	-	-	-	-	-	-	-
101-400-48101	HOME Grant-Administrative Svc	-	5,934	22,025	7,191	-	-	-	-
101-400-48160	Miscellaneous Revenues	47,606	27,560	25,919	4,108	30,000	8,957	5,000	5,000
101-400-48190	Donations	-	-	3,500	120	100	8,447	100	100
101-400-48191	Donations-K9 Program	-	-	-	-	-	28,638	-	-
101-400-48192	Donations-Veterans Banner Program	-	-	-	-	-	5,179	-	-
101-400-48200	Administrative Fees	-	-	14	25,487	400	261	400	300
101-400-48220	Special Events Revenue	-	-	-	280	200	396	200	200
101-400-46300	Service Center Allocation	10,780	-	-	-	-	-	-	-
	Sub-Total	6,033,650	5,025,679	9,381,523	6,265,446	7,348,100	7,368,567	6,590,714	6,760,724
101-416-56010	OES-Forestry & Fire Protection	-	36,735	13,843	143,956	-	8,207	-	-
101-416-56020	OES-Response Reimbursement	257,376	-	14,028	3,197	-	-	-	-
101-416-56030	Fire-Homeland Security Grant	-	-	-	-	-	-	-	-
101-416-56040	Fire Department Fees	21,435	15,112	18,222	23,586	16,000	21,636	16,000	16,000
101-416-56510	Ambulance Receipts	1,338,342	1,326,427	1,073,709	1,473,718	1,550,000	1,220,588	1,550,000	1,550,000
101-416-56520	Fire/Amb Report Copy Reimb.	60	278	120	70	100	25	100	100
101-416-56530	Ambulance Contract-Fresno Co.	45,000	45,000	45,000	45,000	45,000	48,729	45,000	45,000
101-416-56540	Collections - Outsource Group	2,305	7,944	3,952	9,811	5,000	7,824	5,000	5,000
101-416-56560	GEMT Medicare Reimbursement	57,339	-	30,602	4,854	30,000	-	30,000	-
101-416-56570	GEMT-Retro Reimbursement	150,009	-	-	-	-	-	-	-
101-416-56580	IGT Funds (Personnel Cost)	-	-	-	-	-	-	487,000	574,087
	Sub-Total	1,871,867	1,431,496	1,199,476	1,704,192	1,646,100	1,307,009	2,133,100	2,190,187
101-435-48160	Miscellaneous Revenue	9,015	15,580	16,535	13,807	15,000	10,251	15,000	10,000
101-435-55020	Airport Building Lease	3,600	3,600	3,000	1,900	3,600	4,895	-	4,200
101-435-55040	Airport Fuel Sales	28,425	18,677	19,659	22,414	50,000	23,843	20,000	20,000
101-435-55050	Airport Hangar Leases	27,849	25,884	25,185	24,533	24,000	27,771	24,000	25,000
101-435-55060	Airport Tie Down Rentals	675	505	725	720	150	967	150	150
101-435-55070	Airport Overnight Parking Fee	5	-	100	-	100	-	100	100
101-435-55090	Federal Aviation Admn Grant	-	-	5,400	21,600	-	-	-	-
101-435-55100	State Airport Grant	-	20,000	20,000	-	10,000	-	-	-
	Sub-Total	69,569	84,246	90,604	84,974	102,850	67,727	59,250	59,450
	GENERAL FUND REVENUE TOTAL:	7,975,086	6,541,421	10,671,603	8,054,612	9,097,050	8,743,303	8,783,064	9,010,361

City of Coalinga

Fiscal Year 2020-2021 Adopted Budget



City of Coalinga
General Fund
Revenue and Expense

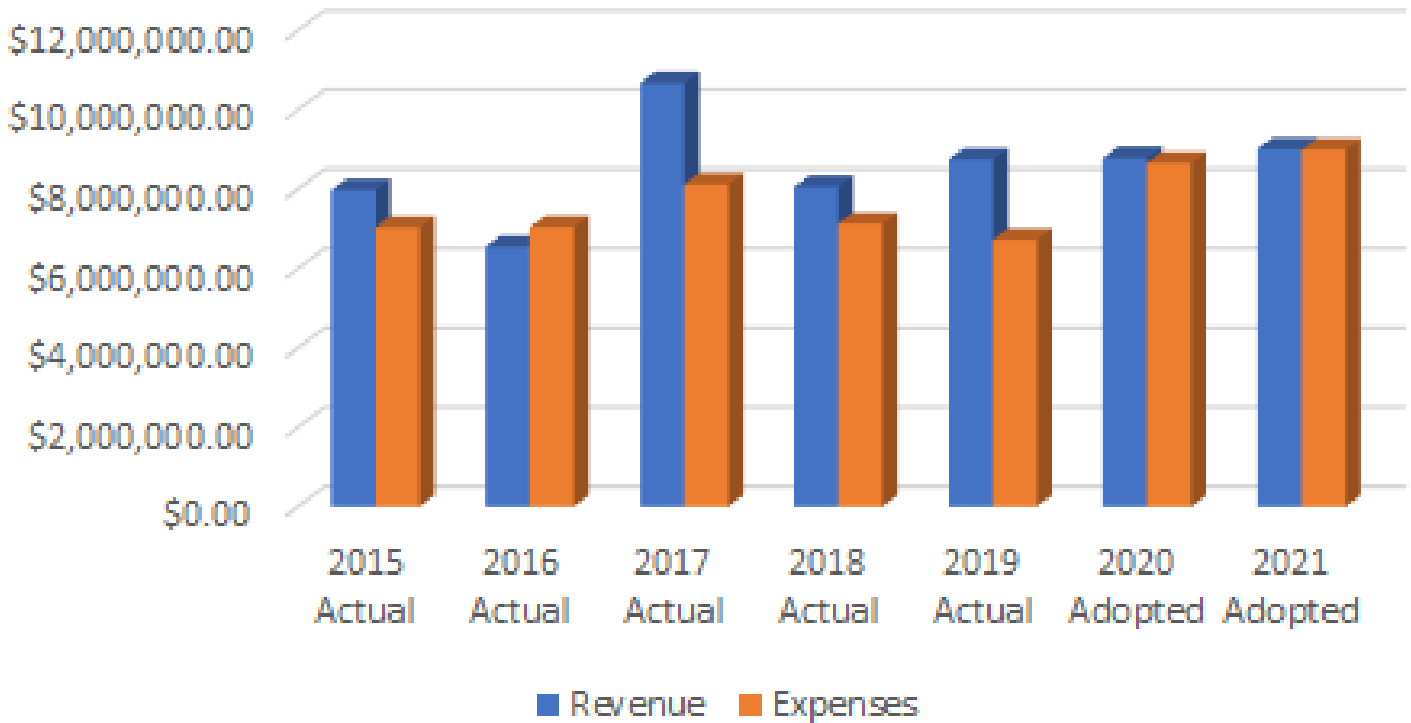
FY 2020-2021 Adopted Budget

Fiscal Years:	2015	2016	2017	2018	2019	2019	2020	2021
	Actual	Actual	Actual	Actual	Adopted	Actual	Adopted	Adopted
Beginning Fund Balance	(697,315)	(36,837)	(1,208,626)	(1,551,596)	(620,117)	(620,117) <small>(unaudited)</small>	1,400,270	1,526,792
Revenue:								
General	6,033,650	5,025,679	9,381,523	6,265,446	7,348,100	7,368,567	6,590,714	6,760,724
Fire/EMS	1,871,867	1,431,496	1,199,476	1,704,192	1,646,100	1,307,009	2,133,100	2,190,187
Airport	69,569	84,246	90,604	84,974	102,850	67,727	59,250	59,450
TOTAL REVENUE:	7,975,086	6,541,421	10,671,603	8,054,612	9,097,050	8,743,303	8,783,064	9,010,361
Expense:								
Elected Officials	250,176	413,349	449,855	347,596	308,273	330,180	242,030	322,325
Community Development	276,812	317,657	428,936	359,667	426,359	363,096	583,708	485,861
Administration	76,481	68,685	127,960	92,326	88,634	100,953	92,414	180,073
Finance	142,651	222,684	175,509	122,782	173,135	74,514	155,283	184,605
Human Resources	153,458	112,500	107,744	118,801	127,951	121,128	140,742	154,610
Police	2,909,068	2,969,102	3,419,918	3,038,235	2,741,933	2,621,209	3,246,688	3,286,568
Animal Control	-	-	-	124,686	125,397	92,358	35,100	32,700
Fire	2,674,991	2,405,794	2,794,476	2,482,101	2,867,150	2,615,088	3,602,985	3,832,892
Service Center	156,790	159,407	165,066	92,263	50,998	43,306	51,861	45,484
Building Maintenance	127,655	141,381	201,137	191,597	198,715	144,336	241,295	239,000
Airport	125,659	80,648	111,461	54,593	123,683	64,269	147,204	110,127
Municipal Grounds Maint.	138,970	150,118	135,851	98,486	115,058	152,479	117,232	115,412
Sub Total	7,032,711	7,041,325	8,117,913	7,123,133	7,347,286	6,722,916	8,656,542	8,989,657
Prior Period Adjustments	241,000	671,885	-	-	-	-	-	-
Enterprise Fund Allocations	-	-	-	-	-	-	-	-
Cannabis Revenue Shortfall	-	-	-	-	-	-	-	-
CCF Operations/Maintenance	40,897	-	2,896,660	-	-	-	-	-
TOTAL EXPENSE:	7,314,608	7,713,210	11,014,573	7,123,133	7,347,286	6,722,916	8,656,542	8,989,657
Ending Fund Balance	(36,837)	(1,208,626)	(1,551,596)	(620,117)	1,129,647	1,400,270	1,526,792	1,547,496
Variance: Revenue vs Expense	660,478	(1,171,789)	(342,970)	931,479	1,749,764	2,020,387	126,522	20,704

CITY OF COALINGA

Fiscal Year 2020-2021 Adopted Budget

General Fund Revenues vs Expenses



City of Coalinga
General Fund
Revenue and Expense

FY 2020-2021 Adopted Budget

FY Percentage Change	FY 2016 Actual	FY 2017 Actual	FY 2018 Actual	FY 2019 Adopted	FY 2019 Actual	FY 2020 Adopted	FY 2021 Adopted
Revenue:							
					actual vs. adopted		
General	-16.7%	86.7%	-33.2%	17.3%	0.3%	-10.6%	2.6%
Fire/EMS	-23.5%	-16.2%	42.1%	-3.4%	-20.6%	63.2%	2.7%
Airport	21.1%	7.5%	-6.2%	21.0%	-34.1%	-12.5%	0.3%
Total Revenue Percent Change:	-18.0%	63.1%	-24.5%	12.9%	-3.9%	0.5%	2.6%
Expense:							
Elected Officials	65.2%	8.8%	-22.7%	-11.3%	7.1%	-26.7%	33.2%
Community Development	14.8%	35.0%	-16.1%	18.5%	-14.8%	60.8%	-16.8%
Administration	-10.2%	86.3%	-27.8%	-4.0%	13.9%	-8.5%	94.9%
Finance	56.1%	-21.2%	-30.0%	41.0%	-57.0%	108.4%	18.9%
Human Resources	-26.7%	-4.2%	10.3%	7.7%	-5.3%	16.2%	9.9%
Police	2.1%	15.2%	-11.2%	-9.8%	-4.4%	23.9%	1.2%
Animal Control					-26.3%	-62.0%	-6.8%
Fire	-10.1%	16.2%	-11.2%	15.5%	-8.8%	37.8%	6.4%
Service Center	1.7%	3.6%	-44.1%	-44.7%	-15.1%	19.8%	-12.3%
Building Maintenance	10.8%	42.3%	-4.7%	3.7%	-27.4%	67.2%	-1.0%
Airport	-35.8%	38.2%	-51.0%	126.6%	-48.0%	129.0%	-25.2%
Municipal Grounds Maint.	8.0%	-9.5%	-27.5%	16.8%	32.5%	-23.1%	-1.6%
Total Expense Percent Change:	5.4%	42.8%	-35.3%	3.1%	-8.5%	17.8%	3.8%



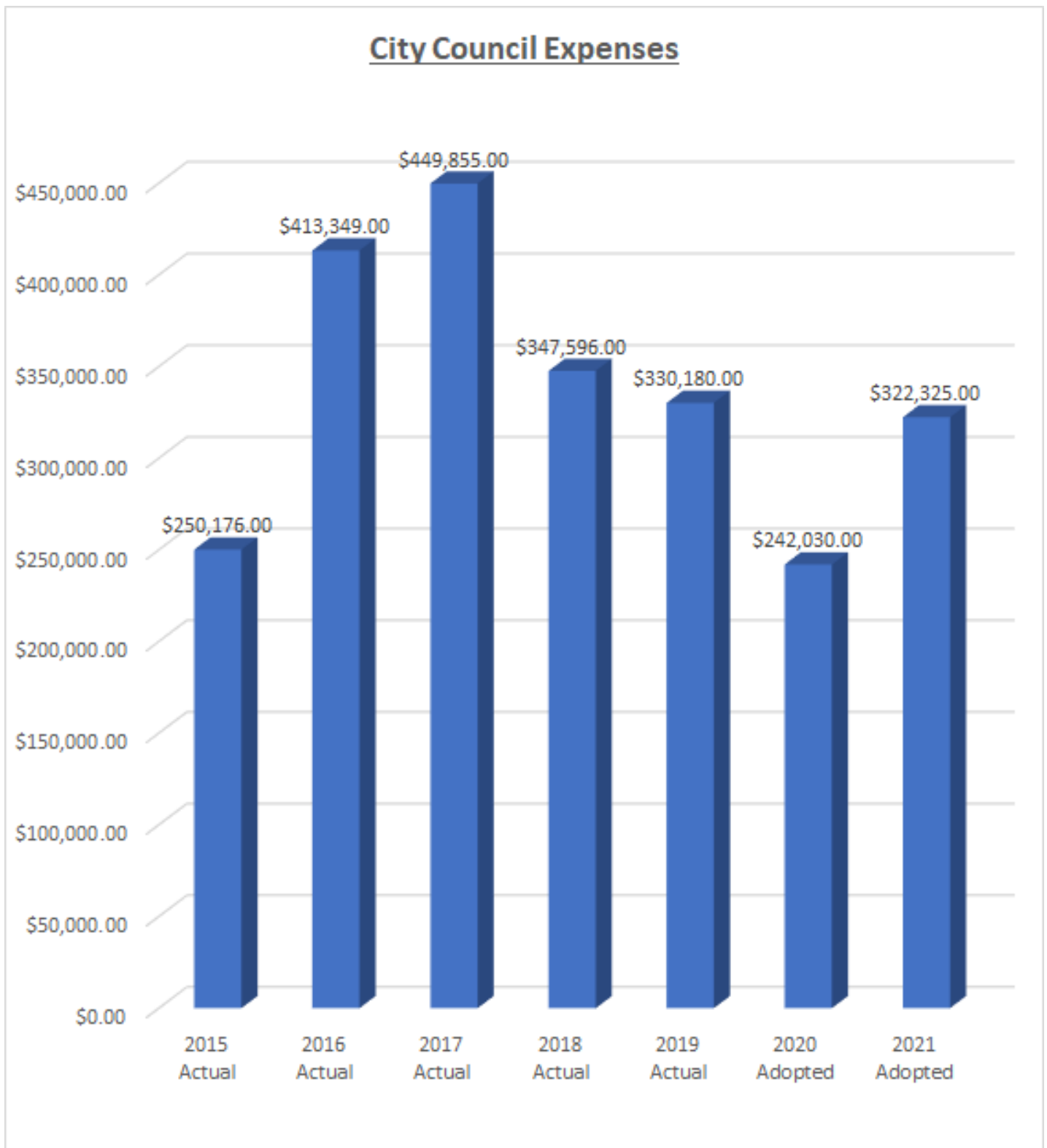
City Council



401

CITY OF COALINGA

Fiscal Year 2020-2021 Adopted Budget



FY 2020-2021 Adopted Budget


General Fund

Account	Description	2015 Actual	2016 Actual	2017 Actual	2018 Actual	2019 Adopted	2019 Actual	2020 Adopted	2021 Adopted
GENERAL FUND EXPENSES									
Elected Officials									
101-401-60010	Salaries Regular	90	6,058	8,398	(455)		35	-	-
101-401-60020	Salaries Part Time	26,856	35,193	24,903	25,773	28,275	25,327	23,850	24,600
101-401-62000	Retirement CALPERS	-	412	627	(3)	-	3	-	-
101-401-62020	Medical/Life Insurance	50,696	41,907	40,982	41,843	41,532	31,986	30,103	28,616
101-401-62030	Social Security FICA	1,313	2,250	1,779	1,423	1,753	1,977	1,479	1,525
101-401-62040	Medicare Insurance	307	527	417	333	410	592	346	357
101-401-62050	Disability Income Insurance	48	91	69	244	-	186	-	-
101-401-62060	Deferred Comp - 457 Retirement	-	25	35	-	-	1	-	-
101-401-62070	Workers Comp. Insurance	497	1,033	1,689	1,053	3,393	1,304	2,862	2,952
101-401-62200	Retirement CalPERS UL	-	-	-	-	-	-	-	-
101-401-62210	Unemployment Claims	-	-	-	-	-	-	-	-
	Personnel Cost:	79,806	87,496	78,899	70,211	75,363	61,411	58,640	58,050
101-401-70010	Office Supplies	1,170	1,445	4,756	2,048	2,000	1,434	2,000	1,800
101-401-70030	Postage & Freight Out	99	75	127	28	100	143	100	100
101-401-70040	Printing & Binding	115	-	282	31	500	201	500	250
101-401-70070	Video Equipment & Supplies	-	500	275	50	500		3,000	2,000
101-401-70200	Council Audio/Video Supply	94	200	34	145	160	115	2,660	1,000
101-401-70440	Miscellaneous Supplies	-	-	-	-	-	-	-	-
101-401-72030	Telephone	-	-	-	-	-	281	-	325
101-401-76010	General Advertising	-	-	219	(36)	-	-	-	-
101-401-84010	Office Equip Repairs & Maint	-	-	170	619	400	574	480	600
101-401-86010	Training, Travel, & Conference	2,549	5,804	5,425	10,229	31,000	8,728	20,800	10,400
101-401-86030	Subs., Dues, & Publications	11,107	6,340	3,128	11,224	4,600	14,313	15,000	18,000
101-401-88010	City Attorney Fees	138,817	301,166	297,572	175,431	125,000	175,674	125,000	125,000
101-401-88020	Outside Attorney Fees	2,500	-	-	547	-	-	-	40,000
101-401-88040	Computer Programming/Consult.	-	-	-	1,046	4,500	1,185	4,500	3,800
101-401-88100	Professional Services	6,334	6,633	54,892	7,259	7,000	6,000	7,200	8,000
101-401-88210	Centennial 2006 Celebration	-	-	-	-	-	-	-	-
101-401-88220	Special Events Expense	-	-	-	718	-	7,790	-	-
101-401-90010	Liability & Property Insurance	575	885	1,751	1,632	2,000	1,571	2,000	2,000
101-401-90050	Public Event Insurance	-	-	-	-	-	-	-	-
101-401-92060	Election Expense	5,804	-	-	66,353	55,000	50,680	-	51,000
101-401-92081	Fireworks Display	-	-	-	-	-	-	-	-
101-401-92090	Taxes, Licenses, & Fees	-	-	-	61	-	-	-	-
101-401-92110	Employee Christmas Party	-	-	-	-	-	-	-	-
101-401-98030	Office Furniture & Equipment	1,206	2,805	2,325	-	150	80	150	-
	O & M Cost:	170,370	325,853	370,956	277,385	232,910	268,769	183,390	264,275
401 TOTAL:		250,176	413,349	449,855	347,596	308,273	330,180	242,030	322,325



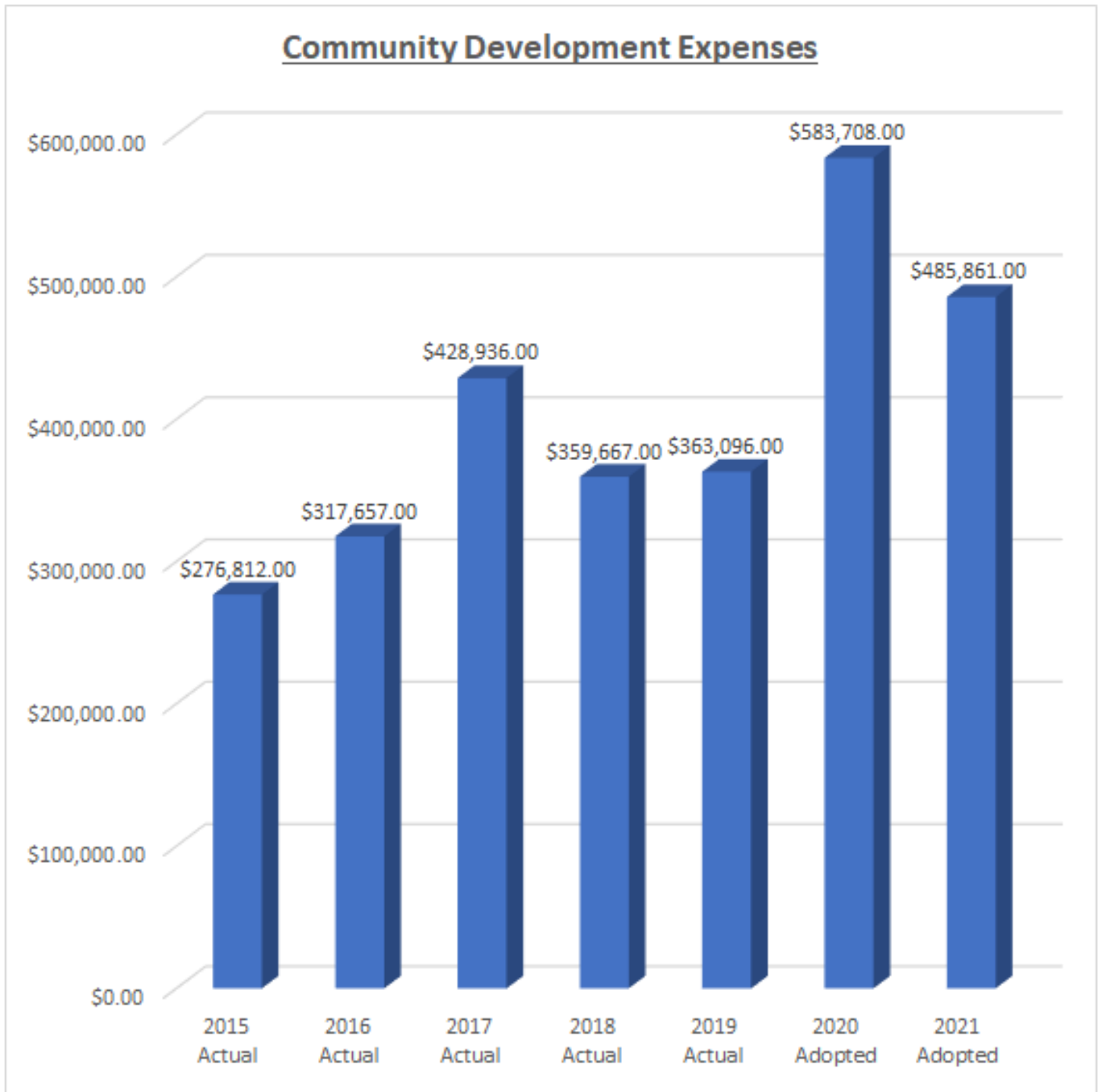
Community Development

404



CITY OF COALINGA

Fiscal Year 2020-2021 Adopted Budget



FY 2020-2021 Adopted Budget

General Fund

Account	Description	2015 Actual	2016 Actual	2017 Actual	2018 Actual	2019 Adopted	2019 Actual	2020 Adopted	2021 Adopted
Community Development									
(Merged prior divisions: Code Enforcement & Building Inspection)									
101-404-60010	Salaries Regular	148,268	143,100	183,152	163,493	148,009	161,518	163,836	102,203
101-404-60020	Salaries Part Time	12,581	6,380	4,636	5,153	-	1,200	-	-
101-404-60030	Overtime	-	-	-	-	-	-	-	-
101-404-60050	Salaries Cash Out	2,180	863	525	3,903	2,500	-	2,500	2,500
101-404-62000	Retirement CALPERS	11,769	12,507	16,317	12,823	13,161	14,098	15,859	10,715
101-404-62020	Medical/Life Insurance	29,950	27,904	37,498	24,345	24,365	20,771	21,264	17,186
101-404-62030	Social Security FICA	9,640	8,942	11,482	10,984	9,177	10,290	10,158	6,337
101-404-62040	Medicare Insurance	2,255	2,091	2,686	2,569	2,146	2,407	2,376	1,482
101-404-62050	Disability Income Insurance	169	313	291	1,412	-	994	-	-
101-404-62060	Deferred Comp - 457 Retirement	1,580	3,297	5,564	7,092	4,440	7,503	7,373	4,599
101-404-62070	Workers Comp. Insurance	6,179	26,650	9,240	6,046	17,761	9,086	19,660	12,246
101-404-62200	Retirement CalPERS UL	-	-	-	-	370	-	1,344	1,071
101-404-62210	Unemployment Claims	-	-	-	-	1,480	-	1,638	1,022
	Personnel Cost:	224,572	232,047	271,391	237,820	223,409	227,867	246,008	159,361
101-404-70010	Office Supplies	2,912	3,054	2,653	839	1,250	565	1,250	1,100
101-404-70030	Postage & Freight Out	2,672	1,064	3,240	56	1,000	-	1,000	1,000
101-404-70040	Printing & Binding	174	188	78	145	150	444	200	200
101-404-70060	Small Tools & Equipment	-	496	97	-	200	16	200	500
101-404-70100	Uniforms	394	379	-	419	550	-	550	500
101-404-70160	Gasoline & Diesel	2,307	1,970	2,159	784	1,100	908	1,000	900
101-404-70201	Planning Audio/Video Supply	-	-	-	-	-	-	-	-
101-404-72030	Telephone	1,125	1,614	1,521	708	700	1,582	1,500	1,800
101-404-84010	Office Equip Repairs & Maint	-	751	2,159	1,391	2,000	681	2,000	1,800
101-404-84060	Vehicle Repairs/Maintenance	1,026	2,716	60	1,014	1,500	20	1,500	1,200
101-404-86010	Training, Travel, & Conference	169	907	2,044	427	3,000	2,306	5,000	2,500
101-404-86030	Subs., Dues, & Publications	6,778	4,208	6,406	4,510	5,000	6,053	6,500	6,000
101-404-86500	Planning-Reimbursable Fees	5,803	17,415	85,273	36,509	20,000	22,818	30,000	30,000
101-404-86510	Planning Dept Non-reimbursable	-	-	-	-	-	-	-	-
101-404-88040	Computer Programming/Consult.	362	-	5,144	4,992	2,500	3,332	3,000	4,000
101-404-88090	General Engineering	-	794	420	548	2,000	-	2,000	500
101-404-88100	Professional Services	3,903	19,948	4,340	1,995	6,000	5,534	6,000	8,000
101-404-88120	Reimbursable Plan Check Fee	10,985	13,683	1,109	6,924	5,000	5,495	5,000	5,000
101-404-88160	Housing Element	10,540	10,440	-	-	-	-	-	-
101-404-88180	Cannabis Professional Services	-	-	30,844	51,335	140,000	78,742	260,000	250,000
101-404-90010	Liability & Property Insurance	3,026	5,779	9,642	9,190	10,000	6,733	10,000	11,000
101-404-92080	Miscellaneous Expense	66	204	356	-	1,000	-	1,000	500
101-404-98030	Office Furniture & Equipment	-	-	-	-	-	-	-	-
101-404-98090	Taxes, Licenses, & Fees	-	-	-	61	-	-	-	-
	O & M Cost:	52,241	85,610	157,545	121,847	202,950	135,229	337,700	326,500
404 TOTAL:		276,812	317,657	428,936	359,667	426,359	363,096	583,708	485,861



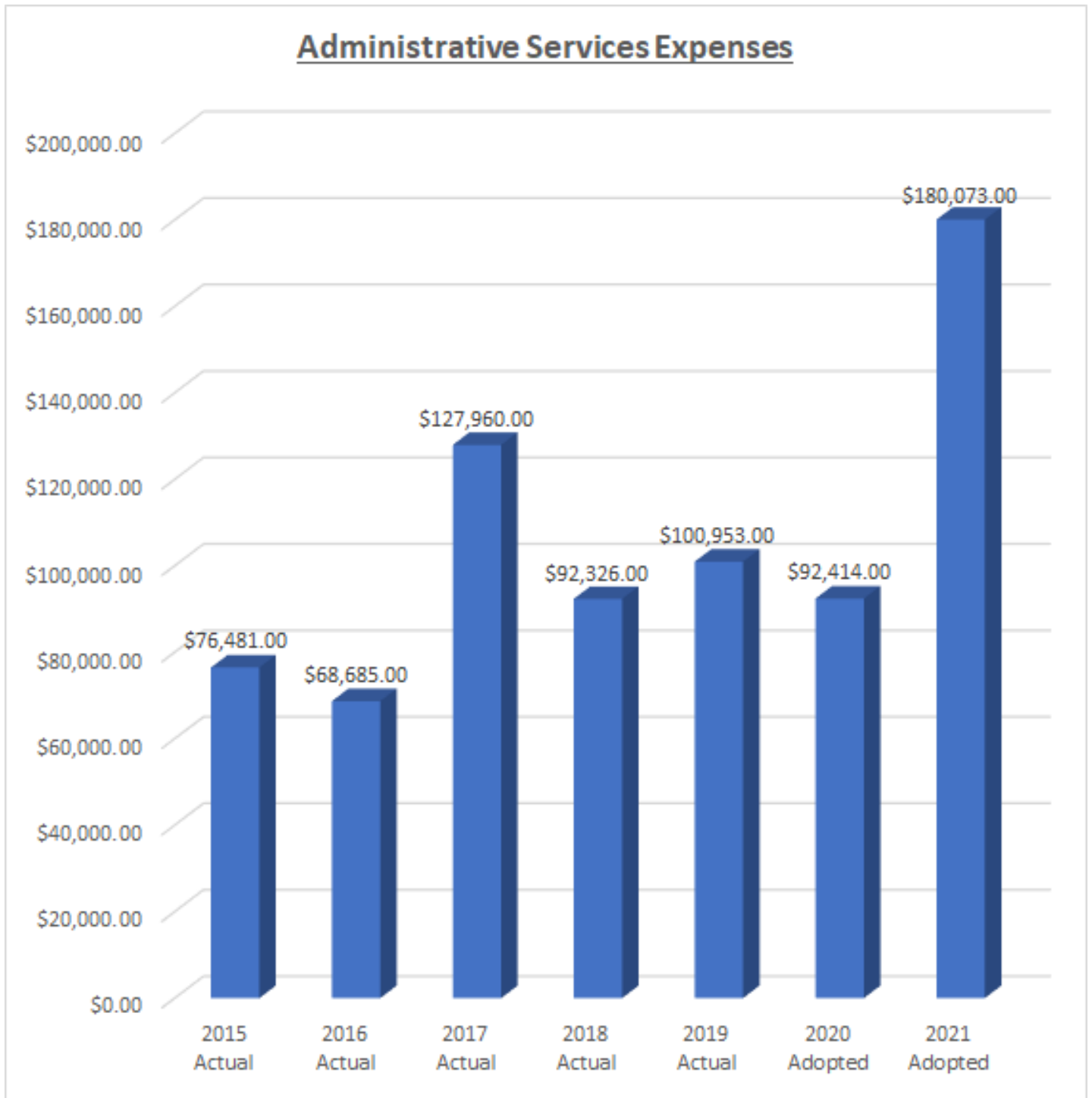
Administrative Services

405



CITY OF COALINGA

Fiscal Year 2020-2021 Adopted Budget



FY 2020-2021 Adopted Budget

General Fund

Account	Description	2015 Actual	2016 Actual	2017 Actual	2018 Actual	2019 Adopted	2019 Actual	2020 Adopted	2021 Adopted
Administrative Services									
101-405-60010	Salaries Regular	22,353	18,019	40,539	48,877	31,849	33,260	34,006	87,438
101-405-60020	Salaries Part Time	2,489	1,286	-	-	-	-	-	-
101-405-60050	Salaries Cash Outs	103	162	515	898	675	403	340	874
101-405-62000	Retirement CALPERS	1,825	1,405	3,411	3,853	2,832	2,917	3,292	9,167
101-405-62020	Medical/Life Insurance	3,797	3,009	7,593	10,906	6,747	6,257	7,125	22,138
101-405-62030	Social Security FICA	1,451	639	2,250	2,846	1,975	1,809	2,108	5,421
101-405-62040	Medicare Insurance	339	150	552	718	462	477	493	1,268
101-405-62050	Disability Income Insurance	80	-	75	331	100	170	100	100
101-405-62060	Deferred Comp - 457 Retirement	134	276	1,131	1,882	1,274	1,541	1,360	3,498
101-405-62070	Workers Comp. Insurance	(255)	557	1,131	2,298	3,822	7,685	4,081	10,493
101-405-62200	Retirement CalPERS UL	-	-	-	-	80	-	269	926
101-405-82050	Car Allowance	-	-	-	-	-	-	-	-
101-405-62210	Unemployment Claims	-	60	-	-	318	-	340	874
	Personnel Cost:	32,316	25,563	57,197	72,609	50,134	54,519	53,514	142,197
101-405-70010	Office Supplies	1,616	1,724	2,393	1,063	2,000	1,222	2,000	2,000
101-405-70030	Postage & Freight Out	398	115	226	523	200	67	200	200
101-405-70040	Printing & Binding	-	43	107	2	100	25	100	100
101-405-70160	Gasoline & Diesel	1,335	856	1,554	777	1,000	492	1,000	1,000
101-405-70440	Miscellaneous Supplies	-	-	-	-	-	-	-	-
101-405-72030	Telephone	-	-	-	-	-	843	-	876
101-405-76010	General Advertising	-	-	11,412	48	5,000	5	5,000	5,000
101-405-84010	Office Equip Repairs & Maint	-	-	952	503	600	1,195	1,000	1,000
101-405-84060	Vehicle Parts, Repairs & Maint	256	834	40	750	800	497	800	800
101-405-86010	Training, Travel, & Conference	942	33	4,064	3,360	7,700	3,740	7,700	7,800
101-405-86030	Subs., Dues, & Publications	11,397	10,637	18,790	7,854	12,000	9,583	12,000	10,000
101-405-88020	Outside Attorney Fees	-	-	-	593	-	26,369	-	-
101-405-88040	Computer Programming/Consult.	26,751	27,084	27,328	210	5,000	910	5,000	4,500
101-405-88100	Professional Services	100	32	1	410	-	24	-	1,000
101-405-89070	Fingerprinting	-	-	-	-	-	7	-	-
101-405-90010	Liability & Property Insurance	(37)	558	1,571	3,563	3,600	1,455	3,600	3,600
101-405-90040	Claims & Judgments	-	-	-	-	-	-	-	-
101-405-92080	Miscellaneous Expense	-	-	-	-	-	-	-	-
101-405-92091	Settlement Agreement	-	-	-	61	-	-	-	-
101-405-98030	Office Furniture & Equipment	1,407	1,206	2,325	-	500	-	500	-
	O & M Cost:	44,165	43,122	70,763	19,717	38,500	46,434	38,900	37,876
405 TOTAL:		76,481	68,685	127,960	92,326	88,634	100,953	92,414	180,073



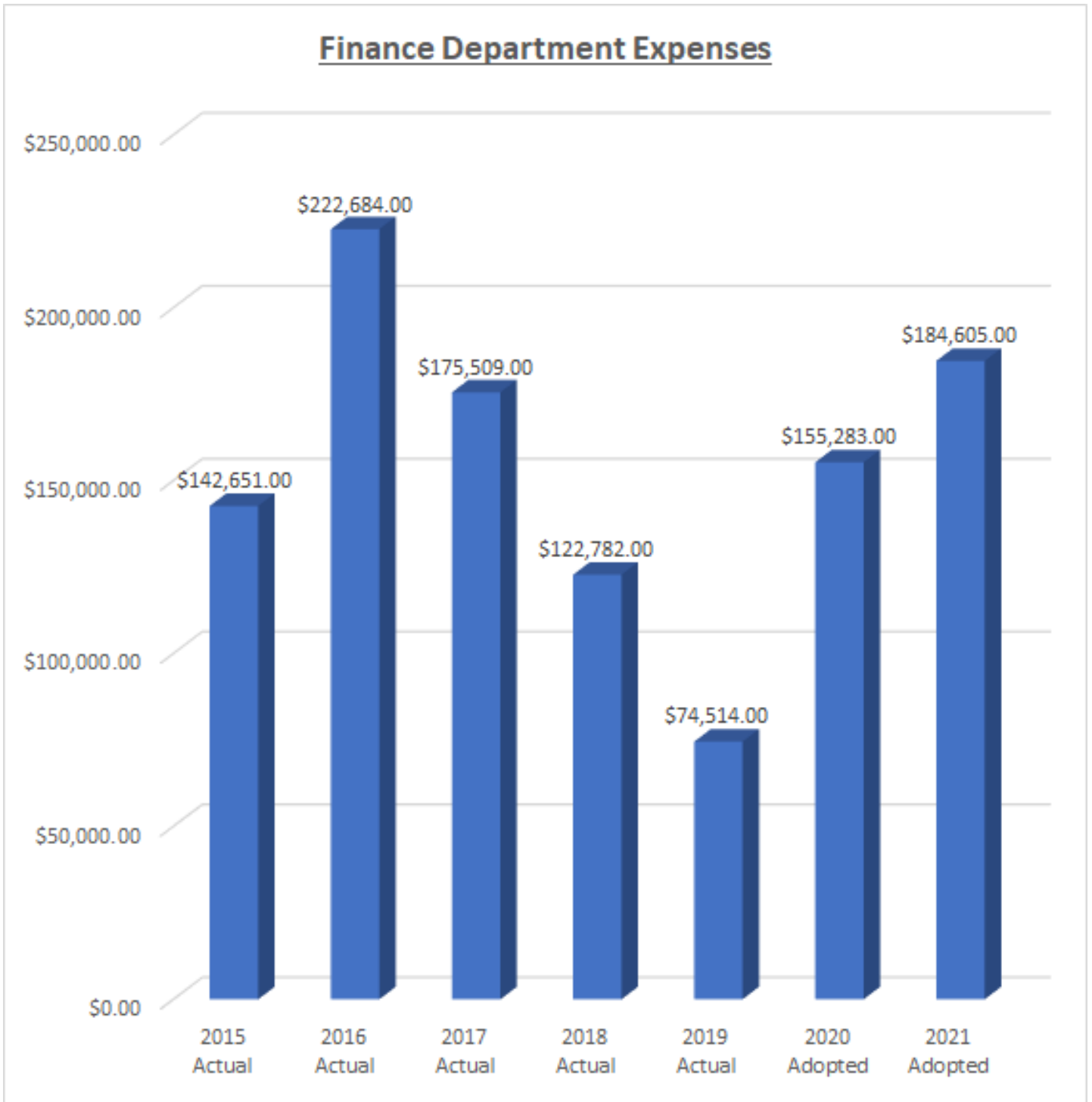
Finance Department

406



CITY OF COALINGA


Fiscal Year 2020-2021 Adopted Budget



FY 2020-2021 Adopted Budget

General Fund

Account	Description	2015 Actual	2016 Actual	2017 Actual	2018 Actual	2019 Adopted	2019 Actual	2020 Adopted	2021 Adopted
Finance									
101-406-60010	Salaries Regular	37,065	36,720	56,127	29,264	49,240	29,958	35,054	73,501
101-406-60020	Salaries Part Time	-	-	-	-	-	-	-	-
101-406-60030	Salaries Overtime	291	173	67	60	700	8	700	500
101-406-60050	Salaries Cash Outs	-	398	416	216	500	-	500	500
101-406-62000	Retirement CALPERS	2,991	2,729	4,110	2,314	3,920	2,414	2,924	6,222
101-406-62020	Medical/Life Insurance	6,520	7,105	8,646	5,062	10,092	4,025	7,239	19,402
101-406-62030	Social Security FICA	2,291	2,339	3,434	1,870	3,053	1,876	2,173	4,557
101-406-62040	Medicare Insurance	536	547	803	437	714	439	508	1,066
101-406-62050	Disability Income Insurance	111	135	100	342	100	115	100	100
101-406-62060	Deferred Comp - 457 Retirement	330	457	533	720	862	899	613	1,286
101-406-62070	Workers Comp. Insurance	937	1,364	2,313	1,539	5,909	2,325	4,206	8,820
101-406-6209	Other Payroll Expenses	-	16,229	-	-	-	-	-	-
101-406-62200	Retirement CalPERS UL	-	-	-	-	123	-	285	336
101-406-62210	Unemployment Claims	-	1,800	6,860	-	492	90	351	735
	Personnel Cost:	51,071	69,996	83,409	41,824	75,705	42,149	54,653	117,025
101-406-70010	Office Supplies	1,025	1,330	1,719	354	1,300	314	1,300	1,000
101-406-70030	Postage & Freight Out	3,672	1,506	2,210	1,863	3,000	46	3,000	1,000
101-406-70040	Printing & Binding	2,257	3,254	2,399	456	3,150	423	3,150	1,000
101-406-72030	Telephone	55	48,112	346	284	200	407	300	300
101-406-82040	Office Equipment Rental	1,122	1,111	1,090	2,710	4,180	1,045	4,180	1,000
101-406-84010	Office Equip Repairs & Maint	1,738	2,083	3,300	281	1,700	300	1,700	1,000
101-406-86010	Training, Travel, & Conference	3	492	660	321	400	582	500	600
101-406-86030	Subs., Dues, & Publications	300	300	209	49	300	22	300	100
101-406-88030	Accounting/Auditing	20,100	14,235	4,665	33,791	30,000	11,475	30,000	30,000
101-406-88040	Computer Programming/Consult.	20,851	33,201	15,937	7,283	10,000	6,561	10,000	9,000
101-406-88100	Professional Services	12,603	18,032	26,393	8,082	19,000	6,232	19,000	18,000
101-406-89040	Physical w/Drug & Alcohol Test						19		50
101-406-89070	Fingerprinting						3		10
101-406-90010	Liability & Property Insurance	1,972	2,507	3,489	2,418	3,200	2,288	3,200	3,520
101-406-9208	Miscellaneous Expense	5,646	-	-	-	-	-	-	-
101-406-92090	Taxes, Licenses, & Fees	20,235	26,525	29,683	23,066	21,000	2,597	24,000	1,000
101-406-98030	Office Furniture & Equipment						51		-
	O & M Cost:	91,580	152,688	92,100	80,958	97,430	32,365	100,630	67,580
406 TOTAL:		142,651	222,684	175,509	122,782	173,135	74,514	155,283	184,605



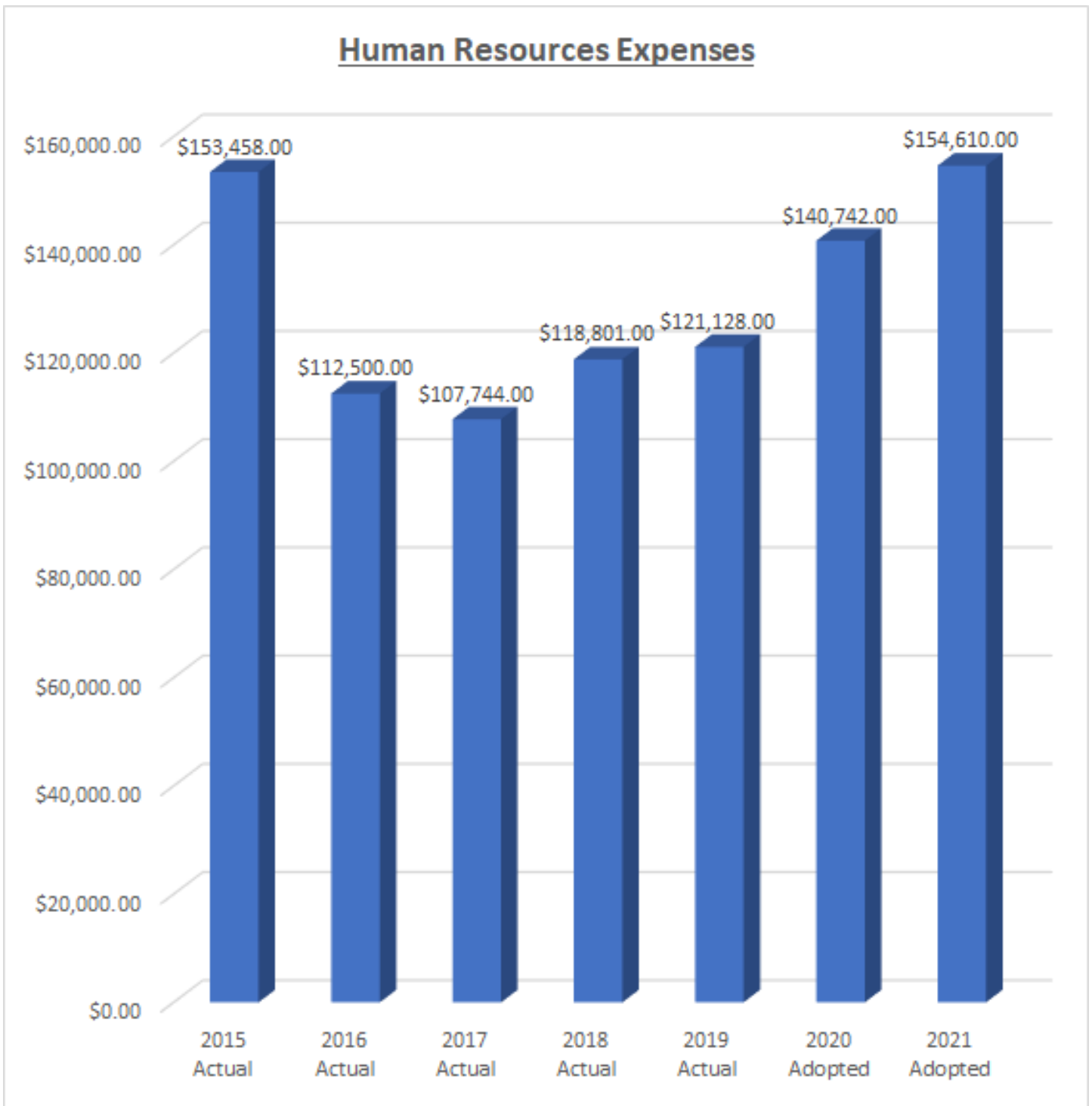
Human Resources

408



CITY OF COALINGA

Fiscal Year 2020-2021 Adopted Budget



FY 2020-2021 Adopted Budget

General Fund

Account	Description	2015 Actual	2016 Actual	2017 Actual	2018 Actual	2019 Adopted	2019 Actual	2020 Adopted	2021 Adopted
Human Resources									
101-408-60010	Salaries Regular	88,272	63,633	55,354	60,372	53,871	64,062	59,692	64,956
101-408-60020	Salaries Part Time	2,669	984	3,003	-	-	-	-	-
101-408-60030	Salaries Overtime	828	1,045	476	934	1,500	882	1,000	1,000
101-408-60050	Salaries Cash Outs	1,405	515	324	375	1,500	-	1,500	1,500
101-408-62000	Retirement CALPERS	7,558	4,675	3,870	3,928	4,297	4,382	4,169	5,022
101-408-62020	Medical/Life Insurance	22,221	8,221	4,672	6,707	4,674	6,175	5,621	6,436
101-408-62030	Social Security FICA	6,138	3,839	3,478	3,814	3,340	3,981	3,701	4,027
101-408-62040	Medicare Insurance	1,436	924	842	892	781	931	866	942
101-408-62050	Disability Income Insurance	713	175	105	-	700	-	700	700
101-408-62060	Deferred Comp - 457 Retirement	1,768	1,537	678	68	5,200	85	5,200	5,200
101-408-62070	Workers Comp. Insurance	2,127	4,036	3,748	2,263	6,464	2,622	7,163	7,795
101-408-62200	Retirement CalPERS UL	-	-	-	31	135	-	383	322
101-408-62210	Unemployment Claims	-	-	-	-	539	-	597	650
	Personnel Cost:	135,135	89,584	76,550	79,384	83,001	83,120	90,592	98,550
101-408-70010	Office Supplies	1,234	1,208	2,330	1,420	1,250	1,354	1,250	1,200
101-408-70030	Postage & Freight Out	331	761	1,153	661	400	200	400	350
101-408-70040	Printing & Binding	-	555	875	2	1,200	-	1,200	800
101-408-72030	Telephone	-	-	-	-	-	597	-	660
101-408-84010	Office Equip Repairs & Maint	1,576	1,870	3,589	1,728	2,000	2,192	2,200	2,150
101-408-86010	Training, Travel, & Conference	602	471	2,421	998	1,600	606	1,600	2,200
101-408-86030	Subs., Dues, & Publications	44	189	88	44	300	187	300	1,800
101-408-88040	Computer Program & Consulting	-	600	-	1,706	900	1,336	1,400	2,000
101-408-88060	Medical General	1,078	1,470	2,075	4,852	6,500	105	6,500	6,500
101-408-88100	Professional Services	2,140	-	5,378	15,546	5,000	11,213	5,600	4,800
101-408-89010	Personnel Advertising	649	850	600	285	1,200	64	1,200	1,000
101-408-89020	Interview Expenses	-	130	42	33	100	-	100	100
101-408-89030	Employee Competency Testing	-	-	-	-	-	-	-	-
101-408-89040	Physical w/Drug & Alcohol Test	3,492	2,000	1,912	2,665	10,000	3,455	10,000	10,000
101-408-89050	Polygraphs	1,350	600	800	800	1,600	4,000	2,500	3,200
101-408-89060	Psychological Evaluation	3,000	3,300	3,300	1,875	2,800	3,200	3,200	5,600
101-408-89070	Fingerprinting Expense	408	1,269	1,262	832	1,400	1,555	1,500	1,500
101-408-89080	Background Investigations Exp	-	3,250	1,800	2,400	2,500	5,400	5,000	6,000
101-408-90010	Liability & Property Insurance	2,419	4,393	3,569	3,509	6,200	2,544	6,200	6,200
101-408-92090	Taxes, Licenses, & Fees	-	-	-	61	-	-	-	-
	O & M Cost:	18,323	22,916	31,194	39,417	44,950	38,008	50,150	56,060
408 TOTAL:		153,458	112,500	107,744	118,801	127,951	121,128	140,742	154,610

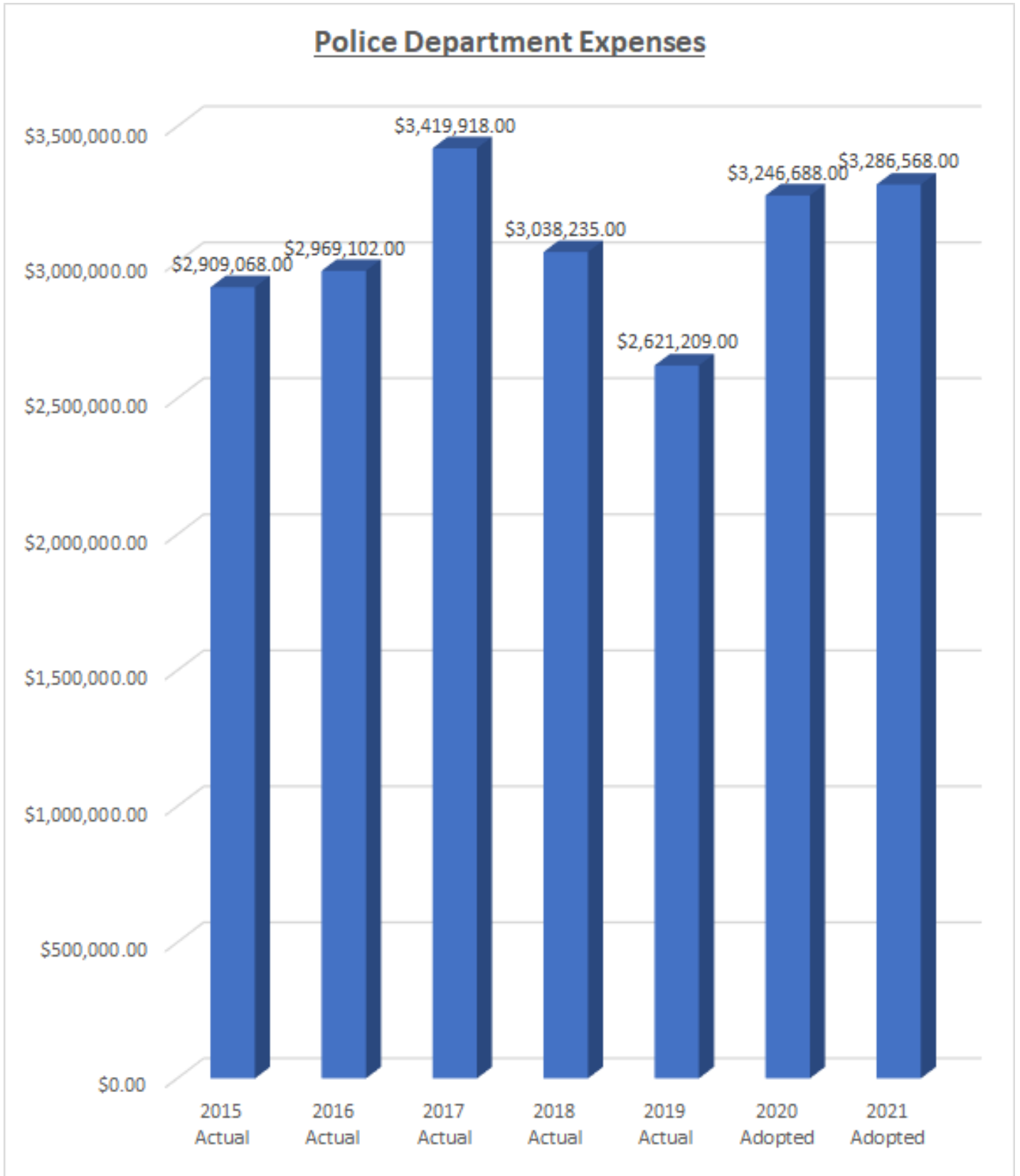
Police Department

413



CITY OF COALINGA

Fiscal Year 2020-2021 Adopted Budget



FY 2020-2021 Adopted Budget


General Fund

Account	Description	2015 Actual	2016 Actual	2017 Actual	2018 Actual	2019 Adopted	2019 Actual	2020 Adopted	2021 Adopted
Police Department									
101-413-60010	Salaries Regular	1,566,641	1,549,163	1,713,938	1,380,147	1,300,920	1,275,813	1,488,080	1,584,786
101-413-60020	Salaries Part Time	25,455	34,257	17,571	16,467	72,678	19,064	107,484	69,160
101-413-60030	Salaries Overtime	234,898	264,274	293,774	253,331	125,000	201,734	143,273	140,000
101-413-60040	Salaries Overtime Training	-	-	-	-	-	-	-	-
101-413-60050	Salaries Cash Outs	6,834	33,986	11,203	46,021	39,574	-	39,574	45,115
101-413-62000	Retirement CALPERS	166,854	157,390	176,886	152,354	151,196	139,606	183,181	198,505
101-413-62010	Retirement 401A	14,259	72	-	-	-	-	-	-
101-413-62020	Medical/Life Insurance	307,876	294,969	317,570	287,838	266,839	262,617	361,358	302,666
101-413-62030	Social Security FICA	112,023	111,217	122,691	104,686	85,163	92,149	98,925	114,945
101-413-62040	Medicare Insurance	26,199	26,011	28,694	24,483	19,918	21,551	23,136	26,882
101-413-62050	Disability Income Insurance	1,134	5	545	3,334	1,200	1,030	1,200	1,800
101-413-62060	Deferred Comp - 457 Retirement	15,301	17,316	16,467	15,569	19,514	15,510	22,321	12,006
101-413-62070	Workers Comp. Insurance	84,624	102,443	131,306	139,803	164,832	85,369	191,468	198,474
101-413-62080	Uniform Allowance	17,090	14,400	15,792	13,800	22,800	12,300	24,200	27,000
101-413-62200	Retirement CalPERS UL	-	-	-	10	5,289	-	11,857	31,740
101-413-62210	Unemployment Claims	28	(361)	1,048	15,903	13,010	-	14,881	16,539
	Personnel Cost:	2,579,215	2,605,142	2,847,485	2,453,746	2,287,933	2,126,743	2,710,938	2,769,618
101-413-70010	Office Supplies	6,078	8,947	7,261	4,897	7,000	3,798	5,000	4,500
101-413-70030	Postage & Freight Out	2,004	2,272	2,077	1,430	2,000	561	1,500	1,200
101-413-70040	Printing & Binding	960	3,245	3,512	659	2,000	5,176	2,000	2,000
101-413-70060	Small Tools & Equipment	2,467	2,600	1,296	1,253	1,000	1,937	1,000	1,000
101-413-70070	Audio/Video Equip. & Supplies	594	-	861	205	500	-	500	500
101-413-70101	Uniforms-Safety Equipment	7,605	15,437	19,014	19,070	10,000	14,577	8,500	9,000
101-413-70160	Gasoline & Diesel	76,979	65,261	71,938	60,810	65,000	54,257	65,000	62,000
101-413-70280	Shelter Food/Supplies	9,422	3,855	20,852	-	-	126	-	-
101-413-70290	Canine Food/Supplies	-	-	-	-	-	-	-	-
101-413-70380	Inmate Food/Jail Supplies	1,465	1,669	1,120	2,755	6,000	5,798	5,500	6,000
101-413-70440	Miscellaneous Supplies	1,888	2,210	2,431	14,443	10,000	2,555	6,000	6,000
101-413-72010	Water, Gas, Sanitation & Sewer	1,364	1,700	1,801	1,798	1,500	908	750	750
101-413-72020	Electric	3,372	228	526	696	5,000	638	2,500	2,500
101-413-72030	Telephone	16,664	17,822	26,706	56,789	32,000	60,296	37,000	63,000
101-413-75030	Tuition Reimbursement	-	-	-	-	-	900	-	-
101-413-84010	Office Equip Repairs & Maint	762	2,286	4,570	5,367	2,000	5,354	2,000	2,500
101-413-84020	Major Equip Repairs & Maint.	431	683	5,003	5,716	500	2,400	1,500	1,500
101-413-84030	Buildings Repairs & Maint.	3,016	7,917	34,810	7,105	-	7,141	2,500	3,000
101-413-84060	Vehicle Parts, Repairs & Maint	28,326	46,647	59,641	35,617	30,000	33,736	30,000	30,000
101-413-84080	Skunk Control Supplies & Maint	423	266	-	-	-	-	-	-
101-413-86010	Training, Travel, & Conference	39,496	28,852	42,250	27,058	25,000	25,874	25,000	25,000
101-413-86030	Subs., Dues, & Publications	2,373	2,490	1,025	2,391	2,000	11,860	2,000	3,000
101-413-88040	Computer Programming/Consult.	6,805	7,599	20,054	88,402	80,000	85,306	80,000	109,000
101-413-88080	Laboratory	3,347	4,173	4,176	2,797	4,000	1,958	4,000	4,000
101-413-88100	Professional Services	53,509	40,264	82,076	59,202	20,000	38,834	20,000	20,000
101-413-88110	Homeland Security Grant	-	-	2,129	-	-	489	-	-
101-413-90010	Liability & Property Insurance	32,442	65,445	98,334	101,601	95,000	68,807	95,000	105,000
101-413-90041	Settlements & Judgments	-	720	28,280	30,108	6,000	245	6,000	6,000
101-413-90070	Investigative Expenses	15,621	19,147	20,861	14,591	10,000	10,612	9,000	12,000
101-413-92090	Taxes, Licenses, & Fees	-	-	-	61	-	-	-	-
101-413-92120	Booking Fees	36	-	-	-	-	-	-	-
101-413-92210	Neighborhood Watch Program Exp	-	-	-	-	-	144	-	-
101-413-92211	K-9 Program Expense	-	-	-	-	-	16,542	-	-
101-413-98030	Office Furniture & Equipment	575	1,023	-	439	1,500	1,465	1,500	1,500
101-413-98040	Major Machinery & Equipment	11,830	11,202	9,829	39,229	36,000	32,172	36,000	36,000
101-413-98050	Capital Purchases	-	-	-	-	-	-	86,000	-
	O & M Cost:	329,853	363,960	572,433	584,489	454,000	494,466	535,750	516,950
413 TOTAL:		2,909,068	2,969,102	3,419,918	3,038,235	2,741,933	2,621,209	3,246,688	3,286,568



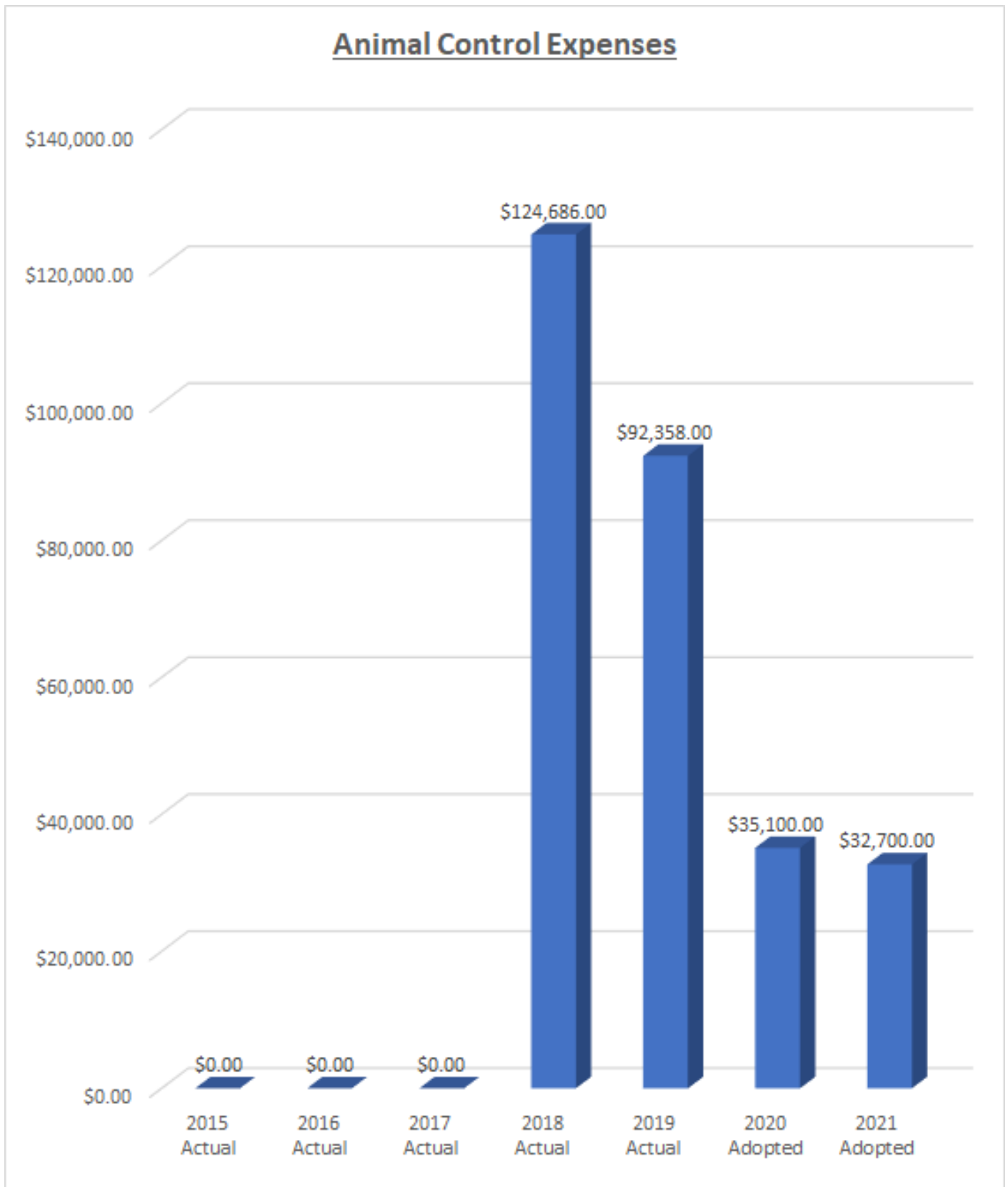
Animal Control

415



CITY OF COALINGA

Fiscal Year 2020-2021 Adopted Budget



FY 2020-2021 Adopted Budget

General Fund

Account	Description	2015 Actual	2016 Actual	2017 Actual	2018 Actual	2019 Adopted	2019 Actual	2020 Adopted	2021 Adopted
Animal Control									
101-415-60010	Salaries Regular	-	-	-	17,706.00	35,120	31,643.00	-	-
101-415-60020	Salaries Part Time	-	-	-	-	-	-	-	-
101-415-60030	Salaries Overtime	-	-	-	3,272.00	-	4,207.00	-	-
101-415-6004	Salaries Overtime Training	-	-	-	-	-	-	-	-
101-415-6005	Salaries Cash Outs	-	-	-	-	-	-	-	-
101-415-62000	Retirement CALPERS	-	-	-	1,158.00	2,403	1,886.00	-	-
101-415-62020	Medical/Life Insurance	-	-	-	8,893.00	17,783	7,267.00	-	-
101-415-62030	Social Security FICA	-	-	-	1,229.00	2,178	2,208.00	-	-
101-415-6204	Medicare Insurance	-	-	-	287.00	510	516.00	-	-
101-415-62050	Disability Income Insurance	-	-	-	-	-	-	-	-
101-415-62060	Deferred Comp - 457 Retirement	-	-	-	-	-	-	-	-
101-415-62070	Workers Comp. Insurance	-	-	-	1,950.00	4,215	1,619.00	-	-
101-415-62080	Uniform Allowance	-	-	-	300.00	600	300.00	-	-
101-415-62200	Retirement CalPERS UL	-	-	-	-	88	-	-	-
101-415-9002	Unemployment Claims	-	-	-	-	-	-	-	-
Personnel Cost:		-	-	-	34,795.00	62,897	49,646.00	-	-
101-415-70010	Office Supplies	-	-	-	1,277.00	1,000	154.00	-	-
101-415-70030	Postage & Freight Out	-	-	-	-	250	-	-	-
101-415-70040	Printing & Binding	-	-	-	123.00	500	-	-	-
101-415-70060	Small Tools & Equipment	-	-	-	866.00	1,000	544.00	-	-
101-415-7007	Audio/Video Equip. & Supplies	-	-	-	-	-	-	-	-
101-415-70100	Uniforms-Safety Equipment	-	-	-	-	-	44.00	-	-
101-415-70160	Gasoline & Diesel	-	-	-	3,929.00	7,000	5,153.00	-	-
101-415-70280	Shelter Food/Supplies	-	-	-	3,646.00	10,000	2,830.00	-	-
101-415-70440	Miscellaneous Supplies	-	-	-	-	5,000	560.00	-	-
101-415-72010	Water, Gas, Sanitation & Sewer	-	-	-	139.00	750	-	1,000	-
101-415-72020	Electric	-	-	-	-	1,250	-	1,500	-
101-415-72030	Telephone	-	-	-	411.00	1,000	3,568.00	-	-
101-415-8401	Office Equip Repairs & Maint	-	-	-	-	-	-	-	-
101-415-8402	Major Equip Repairs & Maint.	-	-	-	-	-	-	-	-
101-415-84030	Buildings Repairs & Maint.	-	-	-	7,610.00	2,500	11,603.00	-	-
101-415-84060	Vehicle Parts, Repairs & Maint	-	-	-	578.00	5,000	288.00	-	-
101-415-8408	Skunk Control Supplies & Maint	-	-	-	-	-	2,512.00	-	-
101-415-86010	Training, Travel, & Conference	-	-	-	1,253.00	2,500	-	-	-
101-415-86030	Subs., Dues, & Publications	-	-	-	-	750	-	-	-
101-415-88040	Computer Programming/Consult.	-	-	-	4,109.00	5,000	2,793.00	-	-
101-415-88080	Laboratory	-	-	-	-	500	-	-	-
101-415-88100	Professional Services	-	-	-	7,325.00	15,000	10,547.00	31,600	31,600
101-415-90010	Liability & Property Insurance	-	-	-	3,023.00	1,000	1,571.00	1,000	1,100
101-415-98020	Buildings & Bldg. Improvements	-	-	-	55,282.00	-	188.00	-	-
101-415-98030	Office Furniture & Equipment	-	-	-	320.00	1,000	-	-	-
101-415-98040	Major Machinery & Equipment	-	-	-	-	1,500	357.00	-	-
101-415-9805	Capital Purchase	-	-	-	-	-	-	-	-
O & M Cost:		-	-	-	89,891	62,500	42,712	35,100	32,700
415 TOTAL:		-	-	-	124,686.00	125,397.00	92,358.00	35,100.00	32,700.00



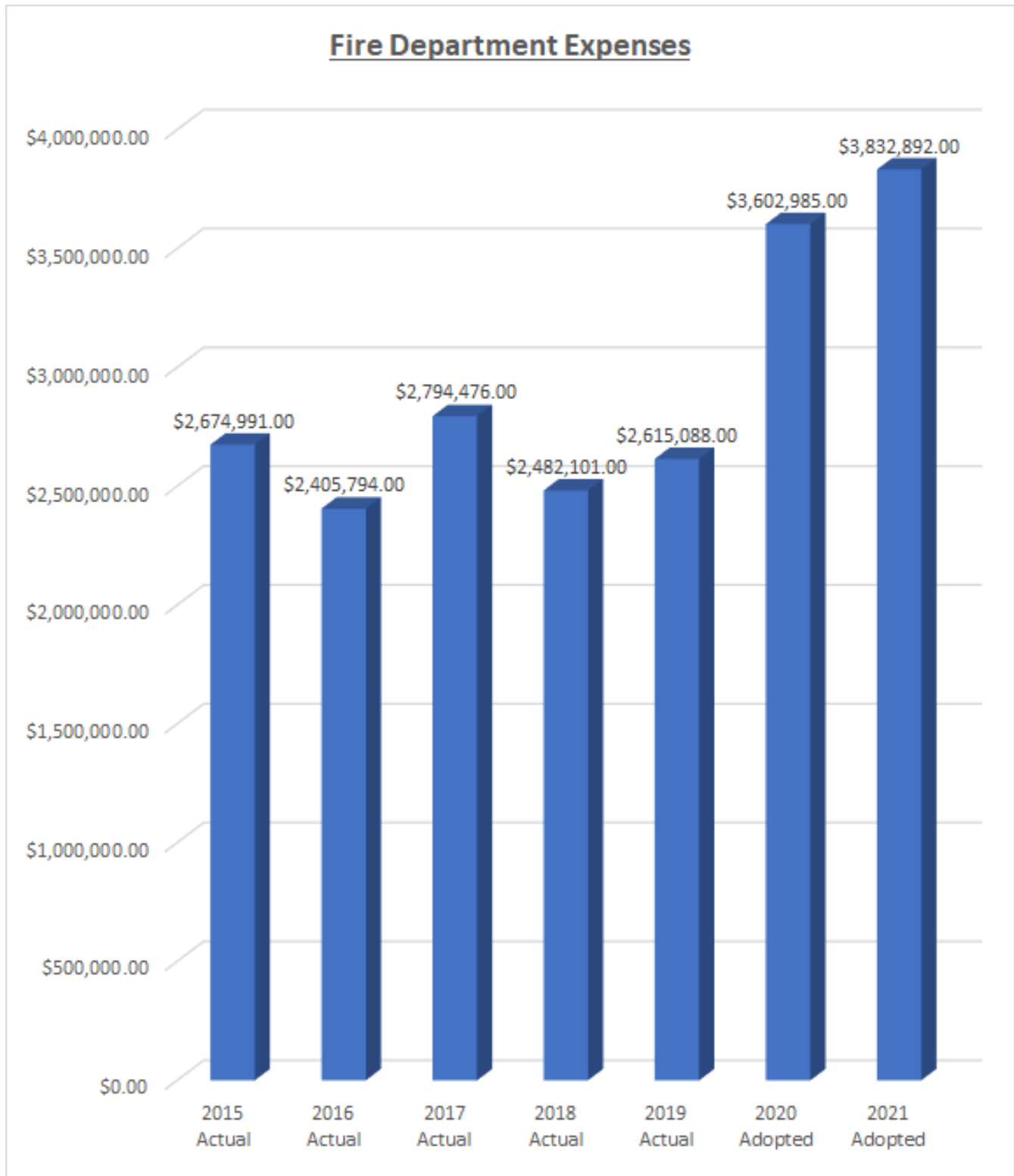
Fire Department

416



CITY OF COALINGA

Fiscal Year 2020-2021 Adopted Budget



FY 2020-2021 Adopted Budget

General Fund

Account	Description	2015 Actual	2016 Actual	2017 Actual	2018 Actual	2019 Adopted	2019 Actual	2020 Adopted	2021 Adopted
Fire Department									
101-416-60010	Salaries Regular	1,084,834	900,419	1,125,063	1,042,821	1,109,869	1,088,631	1,540,906	1,621,935
101-416-60020	Salaries Part Time	21,899	55,086	35,319	35,630	72,000	20,263	112,000	112,000
101-416-60030	Salaries Overtime	395,248	452,149	403,571	418,348	350,000	490,620	350,000	350,000
101-416-60050	Salaries Cash Outs	-	-	-	867	57,852	1,003	57,852	106,853
101-416-62000	Retirement CALPERS	125,619	101,348	119,168	120,619	140,212	124,191	200,849	217,634
101-416-62010	Retirement 401A	10,861	-	-	-	-	-	-	-
101-416-62020	Medical/Life Insurance	238,485	189,732	192,444	214,170	282,511	190,578	338,358	331,054
101-416-62030	Social Security FICA	91,247	85,175	96,143	94,929	73,276	96,833	102,480	107,504
101-416-62040	Medicare Insurance	21,340	19,920	22,485	22,037	17,137	23,055	23,967	25,142
101-416-62050	Disability Income Insurance	1,130	238	634	3,411	-	1,286	-	-
101-416-62060	Deferred Comp - 457 Retirement	25,087	20,996	27,986	32,224	44,395	25,747	61,636	64,877
101-416-62070	Workers Comp. Insurance	43,801	77,029	83,221	57,833	141,824	73,434	198,349	208,072
101-416-62080	Uniform Allowance	13,500	12,000	13,500	14,550	29,400	9,750	29,300	29,300
101-416-62200	Retirement CalPERS UL	-	-	-	60	2,875	-	7,279	33,902
101-416-62210	Unemployment Claims	5,993	10,439	-	-	11,099	-	15,409	16,219
	Personnel Cost:	2,079,043	1,924,531	2,119,534	2,057,499	2,332,450	2,145,391	3,038,385	3,224,492
101-416-70010	Office Supplies	1,648	1,022	1,331	966	1,700	589	1,000	800
101-416-70030	Postage & Freight Out	168	135	165	19	200	41	200	150
101-416-70040	Printing & Binding	-	-	60	17	100	-	100	100
101-416-70050	Education Materials & Supplies	2,714	770	1,596	1,154	2,500	1,694	2,000	2,000
101-416-70060	Small Tools & Equipment	907	226	212	64	1,000	75	1,000	800
101-416-70070	Audio/Video Equipment Supplies	16	-	-	-	100	130	200	150
101-416-70102	Uniforms (Turnout Gear)	7,825	912	28,469	9,453	20,000	27,496	30,000	25,000
101-416-70160	Gasoline & Diesel	63,026	43,176	47,522	57,876	75,000	50,527	75,000	70,000
101-416-70440	Miscellaneous Supplies	305	1,680	794	768	700	218	700	600
101-416-70450	Station Supplies	2,770	2,580	1,743	2,262	1,500	1,996	2,500	2,300
101-416-72010	Water, Gas, Sanitation & Sewer	5,431	10,954	7,299	7,027	7,300	8,272	7,300	7,300
101-416-72020	Electric	17,920	18,382	19,827	19,548	18,500	19,161	18,500	18,500
101-416-72030	Telephone	4,915	6,443	6,405	4,721	18,000	23,687	18,000	21,500
101-416-75000	Medical Equipment & Supplies	45,347	34,008	38,095	32,433	39,000	26,379	39,000	39,000
101-416-75010	Meals-Ambulance Runs	1,570	2,430	1,768	1,915	2,000	1,146	2,000	2,200
101-416-75020	EMS-Linens	3,324	4,192	3,101	4,198	4,000	2,894	4,000	4,200
101-416-75030	Tuition Reimbursement	200	1,274	4,625	11,057	8,000	5,143	8,000	8,000
101-416-75040	Ambulance Billing Contract	43,187	78,230	65,314	90,879	100,000	77,664	100,000	100,000
101-416-75050	EMS-Billing Refunds	24,641	20,877	-	-	-	500	-	-
101-416-75060	Mandated Annual Service	10,718	16,166	28,311	20,616	25,000	19,523	25,000	25,000
101-416-84010	Office Equip Repairs & Maint	703	646	1,303	1,500	3,500	2,531	3,500	3,000
101-416-84020	Major Equip Repairs & Maint.	2,819	126	13,267	6,878	3,500	1,593	3,500	3,500
101-416-84030	Buildings Repairs & Maint.	13,723	8,570	43,945	3,261	13,000	27,974	23,000	30,000
101-416-84050	Grounds Repairs & Maint.	1,511	364	280	2,151	500	396	500	700
101-416-84060	Vehicle Parts, Repairs & Maint	47,125	77,214	69,653	34,204	60,000	55,893	60,000	55,000
101-416-84070	Misc. Repairs & Maint.	194	218	882	755	500	229	500	1,000
101-416-86010	Training, Travel, & Conference	2,867	1,446	2,035	906	5,000	1,689	5,000	5,000
101-416-86030	Subs., Dues, & Publications	2,963	504	2,543	-	2,000	900	2,000	2,000
101-416-86040	Required Certification Train	3,200	2,758	1,566	3,846	5,500	2,238	5,500	5,500
101-416-88040	Computer Programming/Consult.	688	1,443	1,566	6,514	6,600	6,872	6,600	7,100
101-416-88100	Professional Services	643	16,411	31,635	7,642	8,000	17,352	8,000	7,000

FY 2020-2021 Adopted Budget

General Fund

Account	Description	2015 Actual	2016 Actual	2017 Actual	2018 Actual	2019 Adopted	2019 Actual	2020 Adopted	2021 Adopted
101-416-90010	Liability & Property Insurance	21,744	53,833	85,364	89,332	90,000	71,113	90,000	99,000
101-416-90041	Settlements & Judgements	357	206	760	-	-	-	-	-
101-416-92082	Volunteer Firefighter Stipend	3,750	-	-	-	-	-	-	-
101-416-92084	Firefighter's Assn Stipend	-	126	2,000	-	2,000	755	2,000	2,000
101-416-92090	Taxes, Licenses & Fees	-	-	-	2,061	-	1,755	-	-
101-416-97010	Ambulance Principal Payment	-	-	-	-	-	-	-	-
101-416-97020	Ambulance Interest Payment	-	-	-	-	-	-	-	-
101-416-97050	Fire Engine Principal Payment	39,089	41,196	89,176	-	-	-	-	-
101-416-97060	Fire Engine Interest Payment	9,134	7,551	2,813	-	-	-	-	-
101-416-97070	2007 KME Fire Engine Principal	54,028	20,187	67,655	-	-	-	-	-
101-416-97080	2007 KME Fire Engine Interest	5,844	4,327	1,622	-	-	-	-	-
101-416-97100	1991B Police Station Interest	7,061	680	240	-	-	-	-	-
101-416-98030	Office Furniture & Equipment	-	-	-	-	-	11,272	-	-
101-416-98040	Major Machinery & Equipment	141,870	-	-	579	10,000	-	20,000	60,000
101-416-98430	Gas Fund Loan Payment	-	-	-	-	-	-	-	-
	O & M Cost:	595,948	481,263	674,942	424,602	534,700	469,697	564,600	608,400
	416 TOTAL:	2,674,991	2,405,794	2,794,476	2,482,101	2,867,150	2,615,088	3,602,985	3,832,892



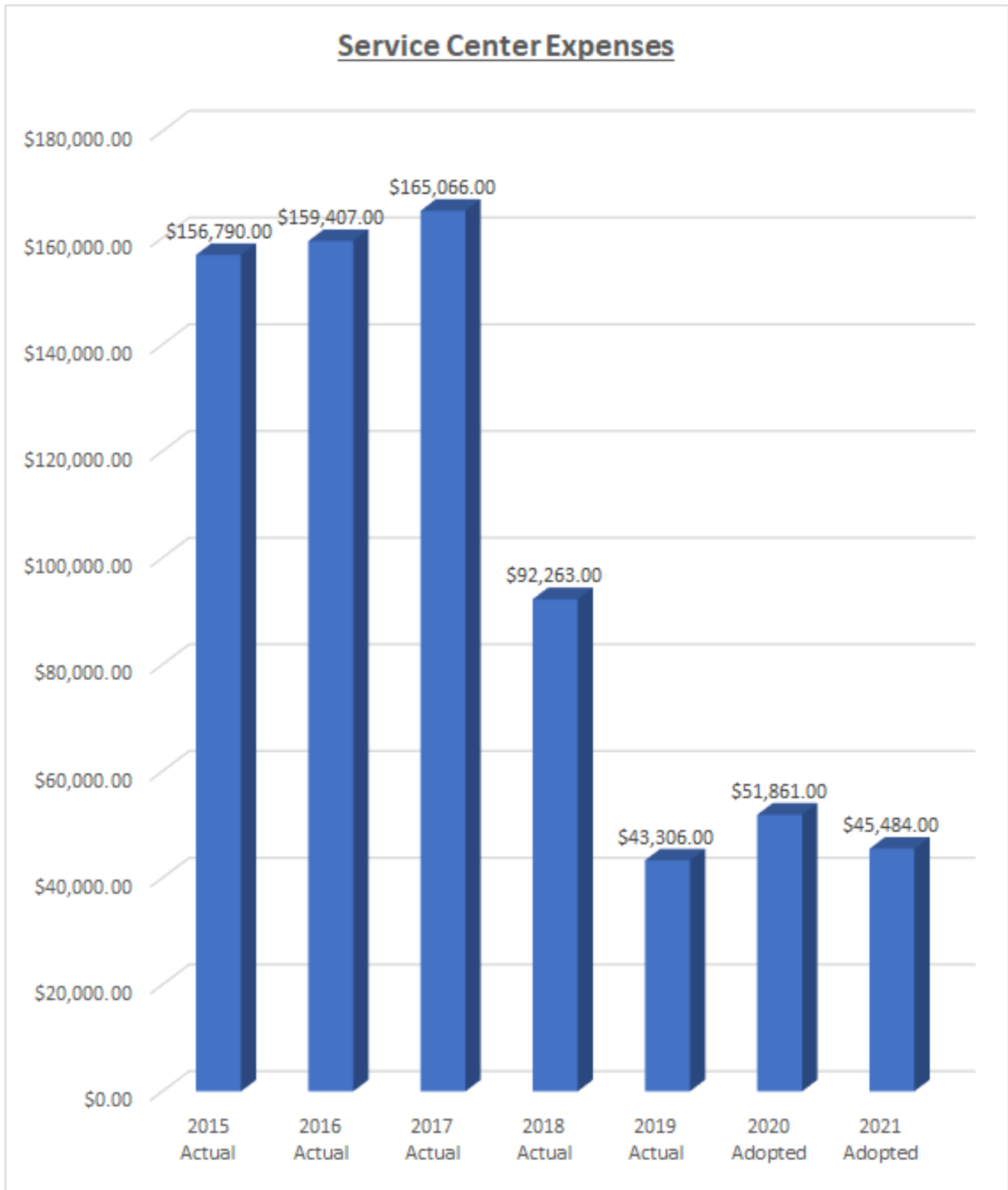
Service Center

431



CITY OF COALINGA

Fiscal Year 2020-2021 Adopted Budget



FY 2020-2021 Adopted Budget

General Fund

Account	Description	2015 Actual	2016 Actual	2017 Actual	2018 Actual	2019 Adopted	2019 Actual	2020 Adopted	2021 Adopted
Service Center									
101-431-60010	Salaries Regular	99,960	97,560	104,489	59,798	22,854	23,159	23,400	18,533
101-431-60030	Salaries Overtime	613	218	70	-	360	3,568	360	360
101-431-60050	Salaries Cash Out	-	-	935	-	450	-	450	450
101-431-62000	Retirement CALPERS	7,988	7,832	8,289	4,322	2,032	2,275	2,265	1,943
101-431-62020	Medical/Life Insurance	14,711	14,780	13,620	8,407	3,600	4,368	4,186	3,525
101-431-62030	Social Security FICA	6,273	6,044	6,125	3,854	1,417	1,681	1,451	1,149
101-431-62040	Medicare Insurance	1,467	1,413	1,432	901	331	393	339	269
101-431-62060	Deferred Comp - 457 Retirement	2,300	2,237	2,215	2,046	686	688	702	556
101-431-62070	Workers Comp. Insurance	2,239	3,219	5,041	2,115	2,742	1,203	2,808	2,224
101-431-62080	Uniform Allowance	114	150	108	97	150	134	150	150
101-431-62200	Retirement CalPERS UL	-	-	-	-	57	-	346	346
101-431-62210	Unemployment Claims	-	-	-	-	229	-	234	185
	Personnel Cost:	135,667	133,453	142,324	81,540	34,908	37,469	36,691	29,690
101-431-70010	Office Supplies	84	92	-	-	100	47	100	75
101-431-70030	Postage & Freight Out	-	-	-	5	-	-	-	-
101-431-70040	Printing & Binding	-	-	-	2	-	-	-	-
101-431-70060	Small Tools & Equipment	-	-	-	-	500	94	500	400
101-431-70100	Uniforms	428	233	225	532	500	789	500	955
101-431-70150	Vehicle Parts & Supplies	11,898	11,979	9,107	3,300	5,000	328	5,000	4,000
101-431-70160	Gasoline & Diesel	1,789	1,480	1,458	232	500	310	500	500
101-431-70440	Miscellaneous Supplies	70	70	936	107	250	119	250	200
101-431-72020	Electric	3,786	4,156	3,635	1,919	2,000	1,081	1,000	300
101-431-72030	Telephone	135	-	505	963	1,000	855	1,000	1,000
101-431-84060	Vehicle Parts, Repairs & Maint	451	730	1,671	243	500	628	500	750
101-431-88040	Computer Programming/Consult.	-	-	-	80	-	71	80	300
101-431-88060	Medical-General	-	-	-	-	-	220	-	1,000
101-431-88100	Professional Services	-	3,733	-	-	-	-	-	-
101-431-90010	Liability & Property Insurance	2,482	3,481	5,205	3,279	5,740	1,059	5,740	-
101-431-92090	Taxes, Licenses, & Fees	-	-	-	61	-	236	-	6,314
	O & M Cost:	21,123	25,954	22,742	10,723	16,090	5,837	15,170	15,794
431 TOTAL:		156,790	159,407	165,066	92,263	50,998	43,306	51,861	45,484



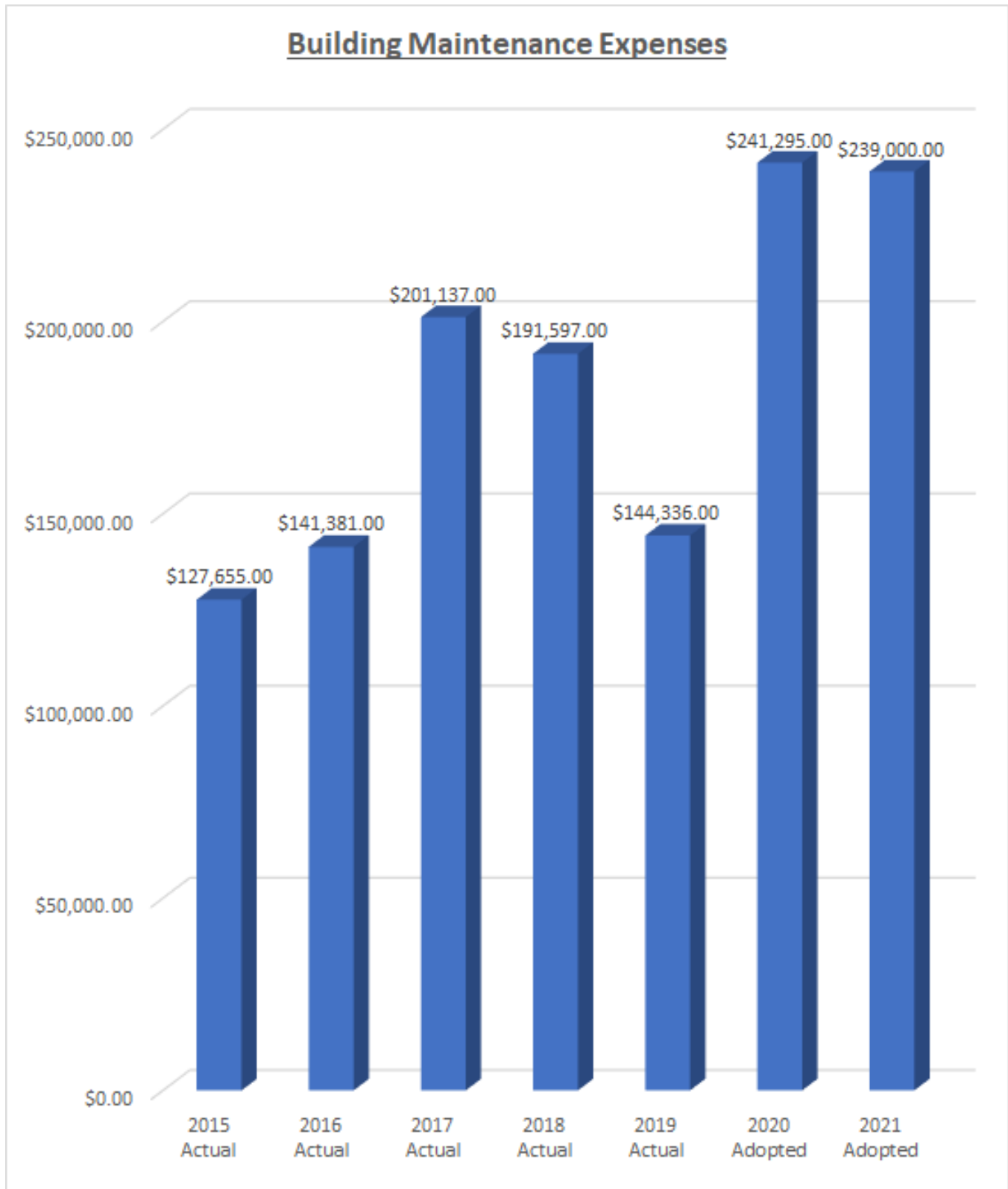
Building Maintenance

432



CITY OF COALINGA

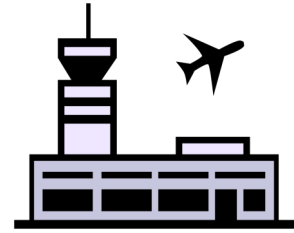
Fiscal Year 2020-2021 Adopted Budget



FY 2020-2021 Adopted Budget

General Fund

Account	Description	2015 Actual	2016 Actual	2017 Actual	2018 Actual	2019 Adopted	2019 Actual	2020 Adopted	2021 Adopted
Building Maintenance									
101-432-60010	Salaries Regular	26,778	33,203	31,303	3,623	-	-	-	-
101-432-60030	Salaries Overtime	-	8	103	23	-	-	-	-
101-432-62000	Retirement CALPERS	2,146	2,208	2,508	33	-	-	-	-
101-432-62020	Medical/Life Insurance	5,431	5,157	5,869	(520)	-	-	-	-
101-432-62030	Social Security FICA	1,677	1,747	1,972	241	-	-	-	-
101-432-62040	Medicare Insurance	392	409	461	56	-	-	-	-
101-432-62060	Deferred Comp - 457 Retirement	487	493	565	14	-	-	-	-
101-432-62070	Workers Comp. Insurance	1,446	906	2,499	-	-	-	-	-
101-432-62080	Uniform Allowance	-	-	-	-	-	-	-	-
101-432-62200	Retirement CalPERS UL	-	-	-	-	-	-	-	-
101-432-62210	Unemployment Claims	-	-	-	7,938	-	661	-	-
	Personnel Cost:	38,356	44,131	45,280	11,408	-	661	-	-
101-432-70010	Office Supplies	31	-	72	-	75	9	75	-
101-432-70060	Small Tools & Equipment	-	-	-	-	500	-	500	400
101-432-70100	Uniforms	-	-	99	-	-	-	-	-
101-432-70440	Miscellaneous Supplies	178	104	64	22	1,850	-	1,850	1,600
101-432-72010	Water, Gas, Sanitation & Sewer	13,385	16,250	20,433	20,374	22,000	17,753	22,000	16,000
101-432-72020	Electric	53,410	53,827	75,603	62,807	58,000	68,666	58,000	68,000
101-432-72030	Telephone	11,320	11,645	32,427	33,297	22,000	16,550	22,000	18,500
101-432-84020	Major Equip Repairs & Maint.	-	-	1,514	19,876	10,000	98	10,000	10,000
101-432-84030	Buildings Repairs & Maint.	3,699	5,722	10,662	40,015	61,000	34,694	103,280	61,000
101-432-84050	Grounds Repairs & Maintenance	4,747	3,197	11,838	853	9,000	805	9,000	7,000
101-432-84071	Inspections	967	5,571	1,181	2,945	7,100	5,100	7,400	7,000
101-432-90010	Liability & Property Insurance	1,562	934	1,964	-	7,190	-	7,190	49,500
	O & M Cost:	89,298	97,250	155,857	180,189	198,715	143,675	241,295	239,000
432 TOTAL:		127,655	141,381	201,137	191,597	198,715	144,336	241,295	239,000



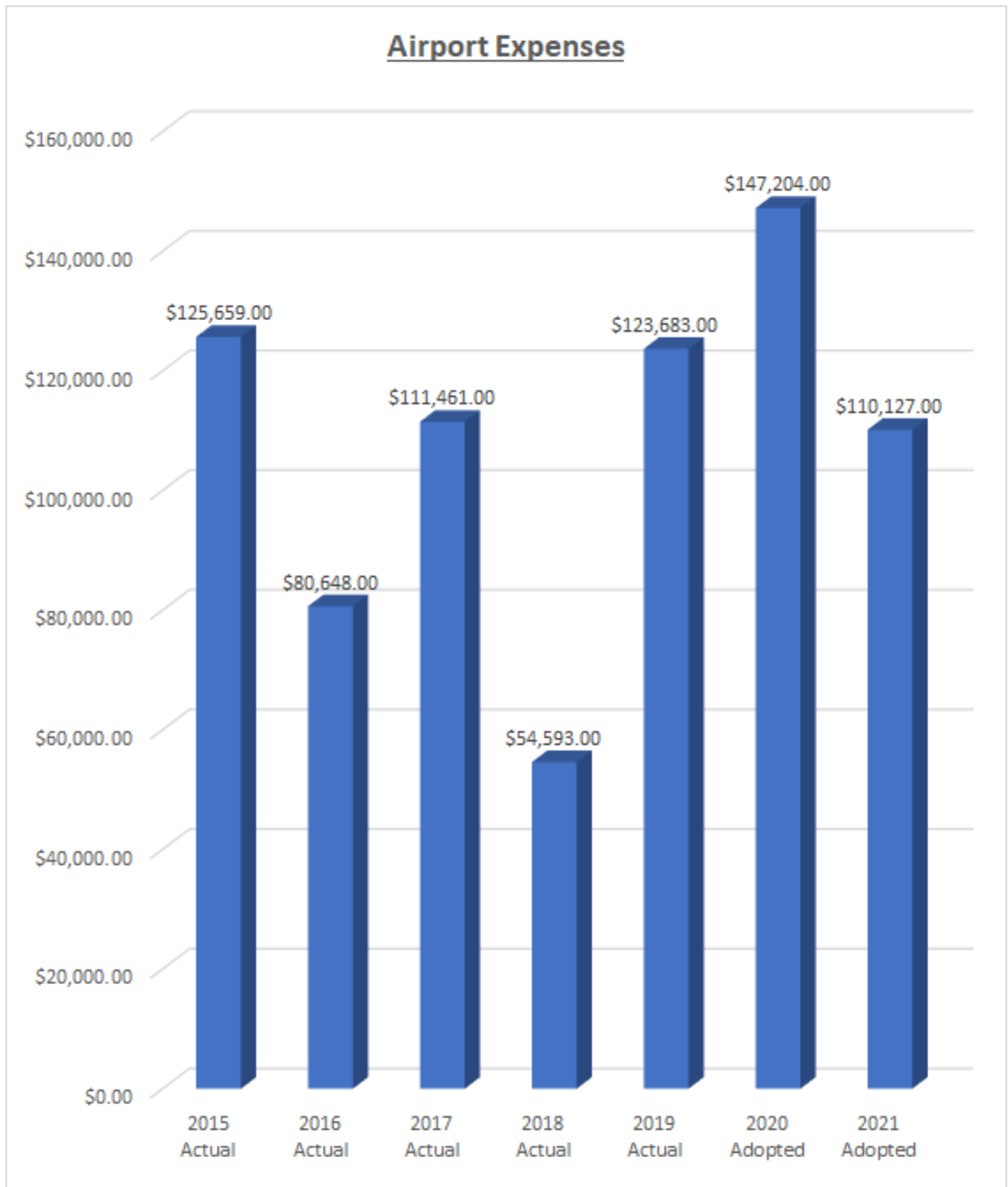
Airport Department

435



CITY OF COALINGA

Fiscal Year 2020-2021 Adopted Budget



FY 2020-2021 Adopted Budget

General Fund

Account	Description	2015 Actual	2016 Actual	2017 Actual	2018 Actual	2019 Adopted	2019 Actual	2020 Adopted	2021 Adopted
Airport Operations									
101-435-60010	Salaries Regular	8,575	7,365	7,231	7,875	7,472	4,244	7,888	9,179
101-435-60030	Salaries Overtime	897	1,117	1,179	1,247	1,100	654	1,100	1,100
101-435-60050	Salaries Cash Outs	76	54	73	128	300	54	300	300
101-435-62000	Retirement CALPERS	659	580	640	651	664	377	764	962
101-435-62020	Medical/Life Insurance	2,346	2,063	1,487	2,101	2,565	821	2,276	2,465
101-435-62030	Social Security FICA	554	481	494	523	463	299	489	569
101-435-62040	Medicare Insurance	130	112	116	122	108	70	114	133
101-435-62060	Deferred Comp - 457 Retirement	79	78	81	144	224	122	237	275
101-435-62070	Workers Comp. Insurance	131	322	408	285	897	409	947	1,101
101-435-62080	Uniform Allowance	-	-	-	-	15	-	15	15
101-435-62200	Retirement CalPERS UL	-	-	-	-	75	-	115	146
101-435-62210	Unemployment Claims	-	-	-	-	75	-	79	92
	Personnel Cost:	13,447	12,172	11,709	13,076	13,958	7,050	14,324	16,337
101-435-70030	Postage & Freight Out	-	-	-	5	10	-	10	10
101-435-70040	Printing & Binding	-	-	-	2	5	-	10	10
101-435-72010	Water, Gas, Sanitation & Sewer	4,367	5,448	5,384	4,240	5,550	6,267	5,550	5,400
101-435-72020	Electric	10,682	12,301	11,238	9,828	10,640	11,586	10,640	13,700
101-435-72030	Telephone	1,090	822	2,347	2,038	1,580	1,939	2,480	2,350
101-435-80060	Fuel Purchases for Resale	36,865	16,508	14,662	17,211	45,000	16,254	45,000	40,000
101-435-84020	Major Equipment Repair	137	1,177	995	402	1,500	-	20,295	1,500
101-435-84030	Building Repairs	617	135	2,236	5,523	5,600	1,535	5,600	5,000
101-435-84050	Grounds Repair & Maintenance	6,227	7,848	15,631	(12,445)	4,000	31	4,000	3,500
101-435-84060	Vehicle Parts, Repairs & Maint	2,463	458	1,122	141	1,000	434	1,000	1,000
101-435-86010	Training, Travel & Conference	-	-	-	43	500	-	250	250
101-435-86030	Subs., Dues, & Publications	-	-	33	-	200	-	200	150
101-435-88040	Computer Programming/Consultant	-	-	-	52	200	71	1,145	1,000
101-435-88091	Engineering and Consultants	1,069	7,897	24,263	-	16,667	-	15,000	14,000
101-435-88100	Professional Services	6,747	2,250	7,802	585	2,500	302	2,500	2,400
101-435-88111	Airport Master Plan	-	-	-	-	-	-	-	-
101-435-90010	Liability & Property Insurance	3,002	3,002	3,002	3,002	3,200	3,114	3,200	3,520
101-435-66210	Unemployment Claims	-	-	-	-	73	-	-	-
101-435-92090	Taxes,Lic,Fees & Special Assmt	9,309	10,630	11,037	10,890	11,500	15,686	16,000	-
101-435-96011	1994 Airport Const. Principal	-	-	-	-	-	-	-	-
101-435-96023	1994 Airport Const. Interest	2,175	-	-	-	-	-	-	-
101-435-96036	1998 Airport Hangers Principal	26,134	-	-	-	-	-	-	-
101-435-96039	1998 Airport Hangers Interest	1,328	-	-	-	-	-	-	-
	O & M Cost:	112,212	68,476	99,752	41,517	109,725	57,219	132,880	93,790
435 TOTAL:		125,659	80,648	111,461	54,593	123,683	64,269	147,204	110,127



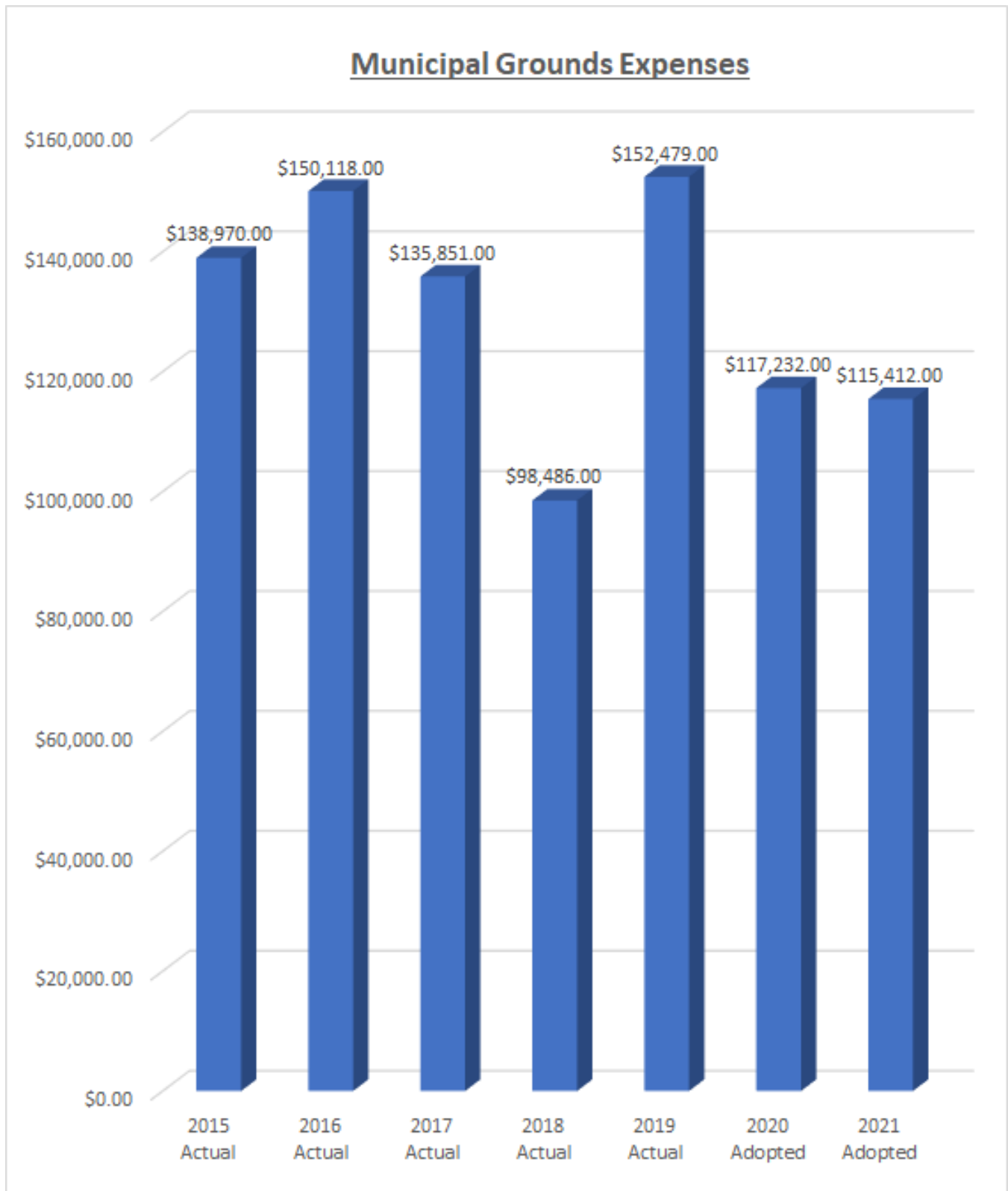
Municipal Grounds Maintenance

440



CITY OF COALINGA

Fiscal Year 2020-2021 Adopted Budget



FY 2020-2021 Adopted Budget

General Fund

Account	Description	2015 Actual	2016 Actual	2017 Actual	2018 Actual	2019 Adopted	2019 Actual	2020 Adopted	2021 Adopted
Municipal Grounds Maintenance									
101-440-60010	Salaries Regular	30,143	34,282	16,994	12,764	13,717	10,620	13,455	14,002
101-440-60020	Salaries Part Time	-	1,535	6,029	1,053	-	1,333	-	-
101-440-60030	Salaries Overtime	325	297	127	1,700	1,400	2,111	1,400	1,400
101-440-60050	Salaries Cash Outs	-	-	-	147	230	-	230	230
101-440-62000	Retirement CALPERS	2,064	2,307	1,499	993	1,175	870	1,124	1,331
101-440-62020	Medical/Life Insurance	6,955	6,956	4,275	3,577	3,412	2,752	3,890	4,702
101-440-62030	Social Security FICA	1,835	2,187	1,592	954	850	860	834	868
101-440-62040	Medicare Insurance	429	511	372	223	199	201	195	203
101-440-62060	Deferred Comp - 457 Retirement	56	-	2	183	185	122	185	185
101-440-62070	Workers Comp. Insurance	3,286	1,170	1,449	940	1,646	712	1,615	1,680
101-440-62080	Uniform Allowance	84	33	85	82	85	60	85	85
101-440-62200	Retirement CalPERS UL	-	-	-	-	122	-	184	216
101-440-62210	Unemployment Claims	-	-	-	-	137	-	135	140
	Personnel Cost:	45,178	49,278	32,424	22,616	23,158	19,641	23,332	25,042
101-440-70010	Office Supplies	-	-	-	-	-	-	-	-
101-440-70030	Postage & Freight Out	-	-	-	5	-	115	-	-
101-440-70040	Printing & Binding	-	-	-	2	-	369	-	-
101-440-70060	Small Tools & Equipment	-	-	-	2,365	-	-	1,000	4,000
101-440-70100	Uniforms	54	-	-	-	-	-	-	-
101-440-70160	Gasoline & Diesel	5,225	3,932	4,171	5,262	5,000	6,571	5,000	6,000
101-440-70441	Irrigation Supplies	1,041	-	604	967	1,000	1,047	3,000	-
101-440-70442	Tree Purchase/Planting	-	-	-	-	-	-	5,000	500
101-440-72011	Water/Electric - City Plots	77,961	84,607	71,976	52,959	74,000	88,452	62,000	60,000
101-440-84030	Building Repairs & Supplies	-	-	-	-	-	-	-	-
101-440-84050	Grounds Repairs & Maintenance	3,223	9,467	9,549	8,539	7,000	22,916	8,000	12,000
101-440-84060	Vehicle Parts, Repairs & Maint	5,495	1,858	8,705	4,949	3,000	1,301	3,000	5,000
101-440-84090	Graffiti Removal Expense	-	-	-	-	-	2,549	2,000	1,000
101-440-86010	Travel, Training, & Conference	120	-	-	-	200	4,829	200	-
101-440-88040	Computer Programming/Consult.	-	-	-	80	-	71	-	-
101-440-88060	Medical-General	-	-	-	-	-	22	-	-
101-440-88100	Professional Services	-	-	6,921	-	-	210	-	-
101-440-89040	Physical w/Drug & Alcohol Test	-	-	-	-	-	43	-	-
101-440-89070	Fingerprinting	-	-	-	-	-	6	-	-
101-440-90010	Liability & Property Insurance	674	976	1,501	681	1,700	687	1,700	1,870
101-440-90040	Claims and Judgments	-	-	-	-	-	-	-	-
101-440-92090	Taxes, Licenses, & Fees	-	-	-	61	-	-	-	-
101-440-98040	Major Machinery & Equipment	-	-	-	-	-	-	3,000	-
101-440-92212	Veterans Banner Prog Expense	-	-	-	-	-	3,650	-	-
	O & M Cost:	93,792	100,840	103,427	75,870	91,900	132,838	93,900	90,370
440 TOTAL:		138,970	150,118	135,851	98,486	115,058	152,479	117,232	115,412
TRANSFERS OUT:									
101-900-94530	TO Claremont Custody Center	40,897	-	2,896,660	-	-	-	-	-
101-900-98200	TO RDA Successor Agency	-	-	-	-	-	-	-	-
GENERAL FUND REVENUES:		7,975,086	6,541,421	10,671,603	8,054,612	9,097,050	8,743,303	8,783,064	9,010,361
GENERAL FUND EXPENSES:		7,073,608	7,041,325	11,014,573	7,123,133	7,347,286	6,722,916	8,656,542	8,989,657
	Variance Revenue vs Expense	901,478	(499,904)	(342,970)	931,479	1,749,764	2,020,387	126,522	20,704



Claremont Custody Center

FUND 453

City of Coalinga
 Claremont Custody Center Fund 453
 Revenue and Expense
FY 2020-2021 Adopted Budget

	2015 Actual	2016 Actual	2017 Actual	2018 Actual	2019 Adopted	2019 Actual (unaudited)	2020 Adopted	2021 Adopted
Beginning Fund Balance	(2,866,421)	(2,866,421)	(2,893,887)	-	-	-	-	-
Revenue:	40,897	-	2,896,660	-	-	-	-	-
Expense:	40,897	27,466	2,773	-	-	-	-	-
Variance: Revenue vs Expense	-	(27,466)	2,893,887	-	-	-	-	-
Ending Fund Balance	(2,866,421)	(2,893,887)	-	-	-	-	-	-

DETAIL REVENUE/EXPENSE:

Account	Description	2015 Actual	2016 Actual	2017 Actual	2018 Actual	2019 Adopted	2019 Actual	2020 Proposed	2021 Adopted
453-400-4932	Transfer from General Fund	40,897	-	2,896,660	-	-	-	-	-
TOTAL REVENUE:		40,897		2,896,660	-	-	-	-	-
Expense									
453-460-6001	Salaries Regular	-	-	-	-	-	-	-	-
453-460-60020	Salaries Part Time	9,379	-	-	-	-	-	-	-
453-460-60030	Salaries Overtime	-	-	-	-	-	-	-	-
453-460-62030	Social Security FICA	581	-	-	-	-	-	-	-
453-460-62040	Medicare Insurance	136	-	-	-	-	-	-	-
453-460-7010	Uniform Patches	-	-	-	-	-	-	-	-
453-460-62210	Unemployment Claims	4,376	-	-	-	-	-	-	-
453-461-86010	Training, Travel & Conferences	-	-	-	-	-	-	-	-
453-462-70160	Gasoline & Diesel	-	-	-	-	-	-	-	-
453-462-70440	Miscellaneous Supplies	-	-	-	-	-	-	-	-
453-462-72010	Water, Gas, Sanitation & Sewer	513	460	17	-	-	-	-	-
453-462-72020	Electric	17,683	23,655	2,756	-	-	-	-	-
453-462-72030	Telephone	3,902	-	-	-	-	-	-	-
453-462-84030	Building Repairs & Maintenance	3,401	2,029	-	-	-	-	-	-
453-462-84050	Grounds Repair & Maintenance	-	-	-	-	-	-	-	-
453-462-84060	Vehicle Parts, Repairs & Maint	-	-	-	-	-	-	-	-
453-462-8804	Computer Programming/Consult.	-	-	-	-	-	-	-	-
453-462-98020	Bldgs. & Building Improvements	-	-	-	-	-	-	-	-
453-472-88100	Professional Services	686	1,322	-	-	-	-	-	-
453-472-88190	Other Professional/Copier Cont	240	-	-	-	-	-	-	-
TOTAL EXPENSE:		40,897	27,466	2,773	-	-	-	-	-



General Capital Projects

FUND 140

City of Coalinga
 General Capital Projects Fund 140
 Revenue and Expense
FY 2020-2021 Adopted Budget

Fiscal Years:	2015 Actual	2016 Actual	2017 Actual	2018 Actual	2019 Adopted	2019 Actual (unaudited)	2020 Adopted	2021 Adopted
Beginning Fund Balance	1,903,477	2,076,876	1,789,806	1,776,414	1,758,836	1,758,836	88,868	88,868
Revenue:	680,618	3,017,609	1,731,465	119,235	344,000	54,207	364,000	-
Expense:	1,017,384	3,004,679	1,751,447	136,813	344,000	24,175	364,000	-
Variance: Revenue vs Expense	(336,766)	12,930	(19,982)	(17,578)	-	30,032	-	-
Sub Total Ending Fund Bal	1,566,711	2,089,806	1,769,824	1,758,836	1,758,836	1,788,868	88,868	88,868
Prior Period Adjustment	510,165	-	6,590					
TRANSFER TO GENERAL FUND	-	(300,000)	-	-	(1,700,000)	(1,700,000)	-	-
Ending Fund Balance	2,076,876	1,789,806	1,776,414	1,758,836	58,836	88,868	88,868	88,868

CITY OF COALINGA
FY 2020-2021 Adopted Budget
 General Capital Projects Fund 140
 Detail - Revenue and Expense

Account	Description	2015 Actual	2016 Actual	2017 Actual	2018 Actual	2019 Adopted	2019 Actual	2020 Adopted	2021 Adopted
							(Unaudited)		
GENERAL CAPITAL PROJECTS FUND 140									
Revenue									
140-400-44010	Interest Earned	-	1,408	4,091	6,861		17,605		
140-400-45190	CDBG Storm Drain	-	-	-	-	-	-	-	-
140-400-45200	Sports Complex Phase 1B	-	-	-	-	-	-	-	-
140-400-45210	PARSAC-Program Reimbursements	8,151	11,287	2,794					
140-400-45220	Donation-Plaza Project-Kiosk	-	-	-	-	-	-	-	-
140-400-45370	CMAQ-Alley Improvements	63,574	21,015	670,156	39,090				
140-400-45380	TEA 21-State Roads RSTP	-	-	-	-	-	-	-	-
140-400-45390	STPL Cherry Lane & Elm	-	-	-	-	-	-	-	-
140-400-45410	EECBG-ARRA Funding	-	-	-	-	-	-	-	-
140-400-45420	Hwy Safety Improvement Grant	-	-	-	-	-	-	-	-
140-400-45430	RSTP-Forest St Recon (3rd-5th)	331,889	-	-	-	-	-	-	-
140-400-45440	2009 B Housing Bond Proceeds	-	-	-	-	-	-	-	-
140-400-45450	Fire-GEMT Reimbursement	-	-	-	-	-	-	-	-
140-400-45460	CMAQ-St. Sweeper Grant	-	-	-	-	-	-	-	-
140-400-45470	HSIPL-2013 Elm/Cambridge	19,920	33,736	18,862	20,840	344,000	32,402	364,000	
140-400-45480	RSTP-Forest St Recon (3rd-1st)	-	50,693	834,790					
140-400-45490	Active Trans. Plan (ATP)-Cycle 1	-	70,181	158,691					
140-400-45500	Traffic Calming & Safety Plan-SGC	-	-	30,343	52,444				
140-400-45510	HOME Grant-Consultant Reimb.	-	13,423	-	-				
140-400-45520	HOME-Developer Project Funds	-	2,776,247	-	-				
140-400-45560	Forest/Truman RSTP Grant	-	-	-	-	-	-	-	-
140-400-45570	2016 Alley Paving Proj CMAQ	-	-	-	-	-	-	-	-
140-400-45580	ADA Improv-ATP Cycle 2 Rev	-	-	-	-	-	-	-	-
140-400-46250	Prop 40 Park Bond-Centennial Park	192,894	-	-	-	-	-	-	-
140-400-46260	Tire Amnesty/TDP Grant	-	5,823	-	-	-	-	-	-
140-400-48102	Police-Homeland Sec.Grant	16,802	-	-	-	-	4,200	-	-
140-400-48110	Police-Ebyrne JAG Grant	11,639	10,668	11,738					
140-400-48160	Miscellaneous	-	-	-	-	-	-	-	-
140-400-48210	Zoning Code Update Grant	15,711	19,700	-	-	-	-	-	-
140-400-48230	2010 Fire-Homeland Sec.Grant	-	-	-	-	-	-	-	-
140-400-48240	2012 Fire-Homeland Sec.Grant	-	-	-	-	-	-	-	-
140-400-48250	2011 Fire-Homeland Sec.Grant	-	-	-	-	-	-	-	-
140-400-48260	Fire-Homeland Sec.Grant	1,229	-	-	-	-	-	-	-
140-400-48270	Fire-SJAirPollutionDist.Grant	18,809	-	-	-	-	-	-	-
140-400-48280	Fire-Homeland Security Grant	-	3,428	-	-	-	-	-	-
140-400-49500	Transfer from 2009 RDA Bond	-	-	-	-	-	-	-	-
	TOTAL REVENUE:	680,618	3,017,609	1,731,465	119,235	344,000	54,207	364,000	-
Expense									
140-401-72000	Council Audio/Video Supply	-	2,879	-	-	-	-	-	-
140-404-88104	HOME-Grant Admin-Consultants	-	13,423	-	-	-	-	-	-
140-404-88114	HOME Developer Disbursements	-	2,776,247	-	-	-	-	-	-
140-404-88161	Zoning Code Update Grant Exp	17,723	48	-	-	-	-	-	-
140-404-88171	Special Planning Services	-	-	3,000	-	-	-	-	-
140-404-94070	Operating Transfer Out	-	-	-	10,995	-	-	-	-
140-405-84031	City Hall AC Unit Replacement	-	19,860	-	-	-	-	-	-
140-405-84011	RVP Equipment	-	-	-	-	-	-	-	-
140-405-84021	Replace City Server	-	-	-	-	-	-	-	-
140-405-88100	Retirement Actuarial	-	-	-	-	-	-	-	-
140-413-88123	Police-Homeland Sec.Grant	16,802	4,200	-	-	-	4,200	-	-
140-413-88131	Police-Ebyrne Memorial JAG Grant	11,639	10,668	11,738					
140-416-84021	2010 Fire-Homeland Sec.Grant	-	-	-	-	-	-	-	-

CITY OF COALINGA
FY 2020-2021 Adopted Budget
General Capital Projects Fund 140
Detail - Revenue and Expense

Account	Description	2015 Actual	2016 Actual	2017 Actual	2018 Actual	2019 Adopted	2019 Actual	2020 Adopted	2021 Adopted
140-416-84031	2012 Fire-Homeland Sec.Grant	-	-						
140-416-84041	2011 Fire-Homeland Sec.Grant	-	-						
140-416-84052	Fire-Homeland Sec.Grant	1,229	-						
140-416-84061	Fire-SJAirPollutionDist.Grant	18,809	-						
140-416-84074	Fire-Homeland Sec.Grant	-	3,428						
140-416-84081	Fire-PARSAC Program Reimb	-	1,840						
140-416-98040	Fire-Ambulance Purchase	-	-						
140-420-84100	Code Enf. Abatement	575	475	(546)	175				
140-422-86031	Project Application Fees	-	-	-					
140-422-88040	Computer Programming/Consult.				1,947		2,725		
140-422-88092	PARSAC-Program Exp.Reimbursemen	8,151	9,447	2,805	4,085				
140-422-98055	Posa Chanet Park Construction	-		601					
140-422-9806	TO General Fund	-	300,000	-		1,700,000	1,700,000		-
140-422-98150	WHC District Offices	-	-	-					
140-422-98170	CMAQ-Alley Improvements	65,199	18,189	671,357	39,090				
140-422-98190	Elm Street Sidewalk & Beautif.	-	-	-					
140-422-98210	CDBG Storm Drain	-	-	-					
140-422-9822	Plaza Reconstruction	-	-	-					
140-422-98232	Plaza Reconstruction-Kiosk	-	-	-					
140-422-98290	City Hall Canopy	-	-	-					
140-422-98370	CMAQ-Monterey St. Bike Lanes	1,200	-	-					
140-422-9838	Elm Ave Beautification	-	-	-					
140-422-9839	SRS-2012 Cambridge Signal	-	-	-					
140-422-98410	CMAQ-Street Sweeper	-	-	-					
140-422-98500	Cherry/Elm Realignment	-	-	-					
140-422-98550	Polk/Forest Signalization	-	-	-					
140-422-98560	Community Pride Sign	-	-	-					
140-422-98570	Tire Amnesty/TDP Grant	4,729	-	-					
140-422-98600	City Monument Signs	-	-	-					
140-422-98610	Grant St. Demolition Project	-	-	-					
140-422-98620	Elm/ElRancho Hwy Safety Improv	-	-	-					
140-422-98630	RSTP-Forest St Recon (3rd-5th)	840,775	-	-					
140-422-98640	RSTP-Forest St Recon (3rd-1st)	-	50,692	834,790					
140-422-98660	Comprehensive Fee Study	-	-	19,805	7,237				
140-422-98700	PD Dispatch Center	-	-	-					
140-422-98750	Sports Park Complex	-	-	-					
140-422-98770	Sports Park Phase 1B	-	-	-					
140-422-98820	Octagon House	-	-	-					
140-422-98850	Tree Grant CalFire	-	-	-					
140-422-98870	Utilities District Elm St	-	-	-					
140-422-98881	HSIPL Elm/Cambridge Signal Exp	28,041	25,615	18,863	20,840	344,000	14,467	364,000	
140-422-98890	Active Trans.Plan-ATP Cycle 01	2,513	67,668	158,691	52,444	-			-
140-422-98900	Traffic Calming & Safety Enhancemen	-	-	30,343					-
140-422-98940	2016 Alley Paving Project CMAQ	-	-	-			2,783		-
140-422-98950	Forest/Truman Street Project	-	-	-					-
140-422-98960	ADA Improv-ATP Cycle 2 Exp	-	-	-					-
140-426-84082	EECBG-ARRA Funding Expenses	-	-	-					-
140-610-92092	DOF LMIHF DDR Distribution	-	-	-					-
	TOTAL EXPENSE	1,017,384	3,304,679	1,751,447	136,813	2,044,000	1,724,175	364,000	-



<https://www.flickr.com/photos/chuckbell1/5077153193/>

Ayres-Beason Scholarship

FUND 104

CITY OF COALINGA
FY 2020-2021 Adopted Budget
MISCELLANEOUS FUNDS
Ayres-Beason Scholarship Fund 104

Account	Description	2015 Actual	2016 Actual	2017 Actual	2018 Actual	2019 Adopted	2019 Actual (unaudited)	2020 Adopted	2021 Adopted
AYRES-BEASON SCHOLARSHIP									
	BEGINNING BALANCE	50,746	50,809	50,844	50,980	51,264	51,264	51,769	51,869
104-400-44010	Interest Earned	63	35	136	284	100	505	100	100
104-630-92040	Scholarship Disbursement	-	-	-	-	-	-	-	-
	ENDING BALANCE	50,809	50,844	50,980	51,264	51,364	51,769	51,869	51,969



Police Department Asset Forfeiture

FUND 102, 103,116

City of Coalinga
 Police Department Asset Forfeiture and Grant Funds
 Revenue and Expense
FY 2020-2021 Adopted Budget

Account	Description	2015 Actual	2016 Actual	2017 Actual	2018 Actual	2019 Adopted	2019 Actual (unaudited)	2020 Adopted	2021 Adopted
Fund 102-Police Dept. Evidence Money in Trust									
102-000-14501	Evidence Monies in Trust	62,797	81,060	83,449	92,138	-	96,064	-	-
Fund 103-Police Dept. Federal Asset Forfeiture									
BEGINNING CASH BALANCE:		27,274	29,611	24,389	24,328	24,463	24,463	16,492	16,492
103-400-44010	Interest	-	20	63	135	-	160	-	-
103-400-48161	Forfeiture from US Treasury	25,200	-	-	-	-	-	-	-
TOTAL REVENUE:		25,200	20	63	135	-	160	-	-
103-413-60020	Salaries Part Time	-	-	-	-	-	-	-	-
103-413-60030	Salaries Overtime	-	-	-	-	-	6,614	-	-
103-413-62020	Medical/Life Insurance	-	-	-	-	-	949	-	-
103-413-62030	Social Security FICA	-	-	-	-	-	404	-	-
103-413-62040	Medicare Insurance	-	-	-	-	-	94	-	-
103-413-62060	Deferred Comp-457 Retirement	-	-	-	-	-	70	-	-
103-413-70320	PD Fed Asset Forfeiture Exp.	22,863	5,242	124	-	-	-	-	-
TOTAL EXPENSE:		22,863	5,242	124	-	-	8,131	-	-
ENDING CASH BALANCE:		29,611	24,389	24,328	24,463	24,463	16,492	16,492	16,492
Fund 116-Police Dept. Forfeiture/Unclaimed Funds									
BEGINNING CASH BALANCE:		57,747	63,358	55,233	41,142	39,738	39,738	25,159	25,159
116-400-42150	Asset Forfeiture Funds	8,688	-	2,777	-	-	-	-	-
116-400-42160	Unclaimed Funds	-	-	-	-	-	-	-	-
116-400-44010	Interest Earned	-	43	115	221	-	263	-	-
TOTAL REVENUE:		8,688	43	2,892	221	-	263	-	-
116-413-70321	PD Asset Forfeiture Expense	3,077	8,168	16,983	1,625	-	14,842	-	-
TOTAL EXPENSE:		3,077	8,168	16,983	1,625	-	14,842	-	-
ENDING CASH BALANCE:		63,358	55,233	41,142	39,738	39,738	25,159	25,159	25,159



Police Department Grant Funds

FUND 105 & 106

City of Coalinga
 Police Department Asset Forfeiture and Grant Funds
 Revenue and Expense
FY 2020-2021 Adopted Budget

Account	Description	2015 Actual	2016 Actual	2017 Actual	2018 Actual	2019 Adopted	2019 Actual (unaudited)	2020 Adopted	2021 Adopted
Fund 102-Police Dept. Evidence Money in Trust									
102-000-14501	Evidence Monies in Trust	62,797	81,060	83,449	92,138	-	96,064	-	-
Fund 103-Police Dept. Federal Asset Forfeiture									
BEGINNING CASH BALANCE:		27,274	29,611	24,389	24,328	24,463	24,463	16,492	16,492
103-400-44010	Interest	-	20	63	135	-	160	-	-
103-400-48161	Forfeiture from US Treasury	25,200	-	-	-	-	-	-	-
TOTAL REVENUE:		25,200	20	63	135	-	160	-	-
103-413-60020	Salaries Part Time	-	-	-	-	-	-	-	-
103-413-60030	Salaries Overtime	-	-	-	-	-	6,614	-	-
103-413-62020	Medical/Life Insurance	-	-	-	-	-	949	-	-
103-413-62030	Social Security FICA	-	-	-	-	-	404	-	-
103-413-62040	Medicare Insurance	-	-	-	-	-	94	-	-
103-413-62060	Deferred Comp-457 Retirement	-	-	-	-	-	70	-	-
103-413-70320	PD Fed Asset Forfeiture Exp.	22,863	5,242	124	-	-	-	-	-
TOTAL EXPENSE:		22,863	5,242	124	-	-	8,131	-	-
ENDING CASH BALANCE:		29,611	24,389	24,328	24,463	24,463	16,492	16,492	16,492
Fund 116-Police Dept. Forfeiture/Unclaimed Funds									
BEGINNING CASH BALANCE:		57,747	63,358	55,233	41,142	39,738	39,738	25,159	25,159
116-400-42150	Asset Forfeiture Funds	8,688	-	2,777	-	-	-	-	-
116-400-42160	Unclaimed Funds	-	-	-	-	-	-	-	-
116-400-44010	Interest Earned	-	43	115	221	-	263	-	-
TOTAL REVENUE:		8,688	43	2,892	221	-	263	-	-
116-413-70321	PD Asset Forfeiture Expense	3,077	8,168	16,983	1,625	-	14,842	-	-
TOTAL EXPENSE:		3,077	8,168	16,983	1,625	-	14,842	-	-
ENDING CASH BALANCE:		63,358	55,233	41,142	39,738	39,738	25,159	25,159	25,159

City of Coalinga
 Police Department Asset Forfeiture and Grant Funds
 Revenue and Expense
FY 2020-2021 Adopted Budget

Account	Description	2015 Actual	2016 Actual	2017 Actual	2018 Actual	2019 Adopted	2019 Actual	2020 Adopted	2021 Adopted
Fund 105-COPS Grant									
BEGINNING FUND BALANCE:		28,388	48,974	38,628	21,066	79,595	79,595	166,082	166,082
105-400-44010	Interest Earned	48	8	110	328	-	1,145	-	-
105-400-45240	COPS AB1913	106,230	100,000	129,324	129,416	100,000	158,747	100,000	100,000
105-400-45250	CHUSD Resource Officer Program	-	-	-	-	-	-	-	-
105-400-48080	Proceeds from Capital Lease	-	-	216,963	-	-	-	-	-
TOTAL REVENUE:		106,278	100,008	346,397	129,744	100,000	159,892	100,000	100,000
Expense									
105-413-60010	Salaries Regular	-	-	-	-	-	-	-	-
105-413-60020	Salaries Part Time	-	-	-	-	-	-	-	-
105-413-60030	Salaries Overtime	-	-	-	-	-	-	-	-
105-413-62010	Retirement 401A	-	-	-	-	-	-	-	-
105-413-62020	Medical/Life Insurance	-	-	-	-	-	-	-	-
105-413-62030	Social Security FICA	-	-	-	-	-	-	-	-
105-413-62040	Medicare Insurance	-	-	-	-	-	-	-	-
105-413-62060	Deferred Comp - 457 Retirement	-	-	-	-	-	-	-	-
105-413-62070	Workers Comp. Insurance	-	-	-	-	-	-	-	-
105-413-62080	Uniform Allowance	-	-	-	-	-	-	-	-
105-413-72030	Telephone	-	-	-	-	-	3,138	-	-
105-413-96058	2017 Police Vehicles Leases-Principal	-	-	47,484	37,793	-	-	43,816	47,178
105-413-96059	2017 Police Vehicles Leases-Interest	-	-	3,315	13,006	-	-	6,983	3,621
105-413-98040	Major Machinery & Equipment	-	-	-	-	-	69,276	-	-
105-413-98041	COPS Grant Equipment Expense	85,692	110,354	313,160	20,416	100,000	991	49,201	49,201
TOTAL EXPENSE:		85,692	110,354	363,959	71,215	100,000	73,405	100,000	100,000
ENDING FUND BALANCE:		48,974	38,628	21,066	79,595	79,595	166,082	166,082	166,082
Fund 106-Police Dept Grants									
BEGINNING FUND BALANCE:		565	109	-	-	(7,505)	(7,505)	(8,153)	(7,505)
106-400-45230	JAG Grant	-	-	-	-	-	-	-	-
106-400-45530	Body Camera Grant 2016-BC-BX-K028	-	-	-	4,000	-	-	-	-
106-400-45540	Body Armor Grant	-	-	-	-	-	-	-	-
106-400-48271	SJVAPCD Proj#C-53268-A Rev	-	-	-	-	-	28,321	-	-
TOTAL REVENUE:		-	-	-	4,000	-	28,321	-	-
106-413-70101	Uniforms-Safety Equipment	-	-	-	11,505	-	648	-	-
106-413-71050	JAG Grant Equipment	-	-	-	-	-	-	-	-
106-413-72031	JAG Grant-Wireless Telephone	456	109	-	-	-	-	-	-
106-413-72040	SJVAPCD Proj#C-53268-A Exp	-	-	-	-	-	28,321	-	-
TOTAL EXPENSE:		456	109	-	11,505	-	28,969	-	-
ENDING FUND BALANCE:		109	-	-	(7,505)	(7,505)	(8,153)	(8,153)	(7,505)



Intergovernmental Fund (IGT)

FUND 117

City of Coalinga
Intergovernmental Transfer (IGT) Fund
Revenue and Expense
FY 2020-2021 Adopted Budget

Account	Description	2015 Actual	2016 Actual	2017 Actual	2018 Actual	2019 Adopted	2019 Actual (unaudited)	2020 Adopted	2021 Adopted
Fund 117-Intergovernmental Transfer (IGT) Fund									
	BEGINNING FUND BALANCE:	-	-	733,479	1,235,432	3,092,257	3,092,257	4,610,872	4,124,372
117-400-44010	Interest	-	-	1,694	9,553	-	30,275	500	500
117-400-45000	IGT-Revenue from Medi-Cal Plan	-	837,946	905,663	1,847,272	-	1,488,613	-	-
	TOTAL REVENUE:	-	837,946	907,357	1,856,825	-	1,518,888	500	500
							-		
117-418-95020	IGT-Transfer to Other Funds	-	-	-	-	-	-	487,000	574,087
117-418-98042	IGT-EMS Program Expense	-	104,467	405,404	-	-	273	-	-
	TOTAL EXPENSE:	-	104,467	405,404	-	-	273	487,000	574,087
	ENDING FUND BALANCE:		733,479	1,235,432	3,092,257	3,092,257	4,610,872	4,124,372	3,550,785



*Gas Tax,
Transportation
Development Act,
SB1 RMRRA Funds*

FUND 107, 109, 110, 111,

City of Coalinga
Gas Tax, Transportation Development Act,
SB1 RMRA and Measure C Funds
Revenue and Expense
FY 2020-2021 Adopted Budget

Fiscal Years:	2015	2016	2017	2018	2019	2019	2020	2021
	Actual	Actual	Actual	Actual	Adopted	Actual	Adopted	Adopted
						(Unaudited)		
Fund 107-GAS TAX FUND								
Beginning Fund Balance	444,090	448,690	293,586	120,548	9,919	9,919	(84,115)	(76,054)
Revenue:	476,397	354,473	340,984	355,960	454,510	343,167	445,134	446,614
Expense:	471,796	509,577	514,022	466,589	477,684	437,201	437,073	446,443
Variance: Revenue vs Expense	4,600	(155,104)	(173,038)	(110,629)	(23,174)	(94,034)	8,061	171
Ending Fund Balance	448,690	293,586	120,548	9,919	(13,255)	(84,115)	(76,054)	(75,883)
Fund 109-TDA Art. III								
Beginning Fund Balance	73,458	83,776	83,833	84,058	84,526	84,526	84,526	96,442
Revenue:	10,318	57	225	468	11,916	832	11,916	11,916
Expense:	-	-	-	-	-	-	-	-
Variance: Revenue vs Expense	10,318	57	225	468	11,916	832	11,916	11,916
Ending Fund Balance	83,776	83,833	84,058	84,526	96,442	85,358	96,442	108,358
Fund 110-TDA Art. VIII								
Beginning Fund Balance	254,854	634,405	698,889	699,138	699,225	699,225	699,310	938,410
Revenue:	380,790	64,484	1,874	3,883	300,100	4,403	300,100	300,100
Expense:	1,239	-	1,625	3,796	68,250	4,318	61,000	647,000
Variance: Revenue vs Expense	379,551	64,484	249	87	231,850	85	239,100	(346,900)
Ending Fund Balance	634,405	698,889	699,138	699,225	931,075	699,310	938,410	591,510
Fund 111-SB1 RMRA Fund								
Beginning Fund Balance	-	-	-	-	125,035	125,035	426,104	425,054
Revenue:	-	-	-	126,698	320,916	317,356	319,866	362,040
Expense:	-	-	-	1,663	-	16,287	320,916	1,024,138
Variance: Revenue vs Expense	-	-	-	125,035	320,916	301,069	(1,001,050)	(662,098)
Ending Fund Balance	-	-	-	125,035	445,951	426,104	425,054	(237,044)

CITY OF COALINGA
FY 2020-2021 Adopted Budget
Gas Tax Fund 107 - Highway Users Tax
Detail - Revenue and Expense

Account	Description	2015	2016	2017	2018	2019	2019	2020	2021
		Actual	Actual	Actual	Actual	Adopted	Actual	Adopted	Adopted
							(Unaudited)		
Fund 107-Gas Tax									
107-400-44010	Interest Earned	601	264	490	436	500	(1,165)	-	-
107-400-45070	Gasoline Tax - 2103	176,896	84,909	48,275	70,435	138,666	60,424	154,259	160,347
107-400-45080	Gasoline Tax - 2105	103,506	92,802	101,629	98,152	104,132	99,237	100,622	103,959
107-400-45090	Gasoline Tax - 2106	58,456	51,657	55,740	55,198	78,015	55,870	54,122	54,196
107-400-45100	Gasoline Tax - 2107	132,469	120,841	130,850	127,739	129,197	124,801	132,131	124,112
107-400-45110	Gasoline Tax - 2107.5	4,000	4,000	4,000	4,000	4,000	4,000	4,000	4,000
107-400-48160	Miscellaneous Revenue	469	-	-	-	-	-	-	-
TOTAL REVENUE		476,397	354,473	340,984	355,960	454,510	343,167	445,134	446,614
EXPENSE									
107-422-60010	Salaries Regular	159,686	186,003	166,278	90,104	93,189	85,036	95,021	96,631
107-422-60020	Salaries Part Time	47	3,029	11,250	2,058	-	3,110	-	-
107-422-60030	Salaries Overtime	4,070	3,723	3,914	3,858	3,750	4,843	3,750	3,750
107-422-60050	Salaries Cash Outs	953	2,414	1,971	1,695	6,157	328	6,157	6,157
107-422-62000	Retirement CALPERS	11,851	13,775	13,824	7,046	8,045	6,841	8,414	9,605
107-422-62010	Retirement 401A	-	-	-	88	-	-	-	-
107-422-62020	Medical/Life Insurance	28,690	33,177	27,376	15,755	15,157	13,654	18,161	17,879
107-422-62030	Social Security FICA	10,044	11,693	11,548	6,005	5,727	5,734	5,836	5,932
107-422-62040	Medicare Insurance	2,349	2,768	2,765	1,429	1,339	1,367	1,365	1,387
107-422-62050	Disability Income Insurance	237	218	216	184	200	502	200	200
107-422-62060	Deferred Comp - 457 Retirement	1,686	3,297	6,209	3,154	2,796	3,396	2,851	2,899
107-422-62070	Workers Comp. Insurance	5,243	6,194	9,385	4,835	11,183	4,763	11,403	11,596
107-422-62080	Uniform Allowance	246	-	189	150	250	250	250	250
107-422-62200	Retirement CalPERS UL	-	-	-	-	861	-	867	771
107-422-62210	Unemployment Claims	-	-	-	-	932	-	950	966
Personnel Cost:		225,102	266,291	254,925	136,361	149,586	129,824	155,225	158,023
107-422-70010	Office Supplies	112	48	21	122	200	209	200	200
107-422-70030	Postage & Freight Out	-	-	-	45	6	1	6	100
107-422-70040	Printing & Binding	-	-	1	39	8	-	8	100
107-422-70100	Uniforms	-	150	451	1,616	1,370	2,405	1,370	2,500
107-422-70120	Sidewalk Repairs	-	-	-	74,577	75,000	36,701	40,000	-
107-422-70130	Street Materials	30,843	23,433	29,370	22,339	30,000	37,445	40,000	40,000
107-422-70140	Utility Parts & Supplies	-	450	-	397	450	875	450	450
107-422-70160	Gasoline & Diesel	7,926	8,288	8,003	6,034	10,000	6,863	10,000	7,500
107-422-70190	Street Stripe Paint	-	3,315	508	4,093	15,000	1,957	8,000	2,500
107-422-70440	Miscellaneous Supplies	191	991	772	2,372	1,000	888	1,000	-
107-422-72010	Water/Electric - City Plots	35,542	35,259	36,087	39,468	36,000	40,521	36,000	45,000
107-422-72021	Street Light Electricity	115,390	120,921	129,825	122,714	100,000	136,002	100,000	100,000
107-422-72030	Telephone	-	-	-	230	600	411	600	500
107-422-84010	Office Equip, Repairs & Maint	30	33	63	27	200	33	200	50
107-422-84030	Buildings Repairs & Maint.	2,759	-	-	323	400	-	400	200
107-422-84050	Grounds Repairs & Maintenance	43	3,887	6,952	3,217	7,000	2,083	4,000	5,500
107-422-84060	Vehicle Repairs & Maint.	7,506	7,554	3,543	5,257	4,000	655	4,000	3,500
107-422-86010	Training, Travel, & Conference	70	56	-	-	40	438	40	1,000
107-422-86030	Subs., Dues, & Publications	-	6,869	9,958	-	9,200	3,665	5,550	5,000
107-422-88010	City Attorney Fees	-	-	-	58	-	12	400	500
107-422-88040	Computer Program & Consulting	-	22	143	3,006	3,675	4,051	3,675	10,000
107-422-88060	Medical - General	-	81	32	21	100	59	100	100
107-422-88100	Professional Services	14,487	7,467	11,945	12,555	5,000	15,140	4,000	33,000
107-422-88130	Grant Writing/Application	23,701	14,326	5,725	23,153	20,000	12,234	10,000	20,000
107-422-89010	Personnel Advertising	-	42	-	-	25	1	25	-
107-422-89020	Interview Expenses	-	-	-	-	1	-	1	-
107-422-89040	Physical w/Drug & Alcohol Test	248	15	12	-	100	101	100	200
107-422-89070	Fingerprinting	-	-	-	-	18	15	18	20
107-422-90010	Liability & Property Insurance	4,149	5,893	9,702	5,686	8,705	4,612	8,705	5,500
107-422-90041	Settlements & Judgments	1,391	109	-	-	-	-	-	-

CITY OF COALINGA
FY 2020-2021 Adopted Budget
Gas Tax Fund 107 - Highway Users Tax
Detail - Revenue and Expense

Account	Description	2015 Actual	2016 Actual	2017 Actual	2018 Actual	2019 Adopted	2019 Actual	2020 Adopted	2021 Adopted
107-422-92090	Taxes, Licenses, & Fees	-	-	-	609	-	-	-	-
107-422-98040	Major Machinery & Equipment	-	1,999	5,984	2,270	-	-	3,000	5,000
107-422-98080	Slurry Seal & Cape Seal Proj.	1,108	-	-	-	-	-	-	-
107-422-98110	Street Light Study	-	2,078	-	-	-	-	-	-
107-422-98550	Plaza Beautification/Reconst.	1,199	-	-	-	-	-	-	-
O & M Cost:		246,694	243,286	259,097	330,228	328,098	307,377	281,848	288,420
TOTAL EXPENSE		471,796	509,577	514,022	466,589	477,684	437,201	437,073	446,443

CITY OF COALINGA
FY 2020-2021 Adopted Budget
TDA, SB1 RMRA and Measure C Funds
Detail - Revenue and Expense

Account	Description	2015 Actual	2016 Actual	2017 Actual	2018 Actual	2019 Adopted	2019 Actual	2020 Adopted	2021 Adopted
(Unaudited)									
Fund 109 STREETS - TDA ARTICLE III FUND									
109-400-44010	Interest Earned	103	57	225	468	100	832	100	100
109-400-45130	LTF Funds Art III	10,215	-	-	-	11,816	-	11,816	11,816
	TOTAL REVENUE	10,318	57	225	468	11,916	832	11,916	11,916
109-424-9836	Cambridge/WHC Sidewalk Improve	-	-	-	-	-	-	-	-
109-424-98987	Sidewalk Improvements	-	-	-	-	-	-	-	50,000
	TOTAL EXPENSE	-	-	-	-	-	-	-	-
Fund 110 STREETS - TDA ARTICLE VIII FUND									
110-400-44010	Interest Earned	733	479	1,874	3,883	100	4,403	100	100
110-400-45140	LTF Funds Art VIII	380,057	64,005	-	-	300,000	-	300,000	300,000
	TOTAL REVENUE	380,790	64,484	1,874	3,883	300,100	4,403	300,100	300,100
110-424-70030	Postage & Freight Out	-	-	-	45	-	-	-	-
110-424-70040	Printing & Binding	-	-	-	22	-	-	-	-
110-424-88040	Computer Programming/Consult.	-	-	-	2,466	-	3,425	-	-
110-424-92083	Const.Mgmt. Admn Services	-	-	-	-	-	-	-	-
110-424-92090	Taxes, Licenses, & Fees	-	-	-	608	-	-	-	-
110-422-98170	CMAQ-Variou Alley Paving	-	-	1,625	-	-	-	-	-
110-424-98370	Polk/Forest Reconstruction	-	-	-	-	-	-	-	-
110-424-9838	Elm Avenue 3rd to 7th	-	-	-	-	-	-	-	-
110-424-98400	Elm Ave Beautification Phase2A	-	-	-	-	-	-	-	-
110-424-98410	Elm Ave Beautification Phase2B	-	-	-	-	-	-	-	-
110-424-98420	Paving Various Alleys-PE	-	-	-	-	-	-	-	-
110-424-98550	Plaza Beautification/Reconst.	1,239	-	-	-	-	-	-	-
110-424-98940	2016 Alley Paving Project	-	-	-	655	68,250	893	61,000	-
110-424-98950	Forest/Truman Street Project	-	-	-	-	-	-	-	-
110-424-98984	Gale Ave Overlay	-	-	-	-	-	-	-	110,000
110-424-98970	ADA Improv ATP Cycle 3 Exp	-	-	-	-	-	-	-	412,000
110-424-98988	Streets, Crosswalks, Bike Lane Striping	-	-	-	-	-	-	-	125,000
	TOTAL EXPENSE	1,239	-	1,625	3,796	68,250	4,318	61,000	647,000
Fund 111 STREETS - SB 1 RMRA Fund									
111-400-44010	Interest Earned	-	-	-	154	-	1,865	100	100
111-400-45150	SB 1 Loan Repayment Revenue	-	-	-	20,562	20,562	20,397	20,397	20,334
111-400-45160	SB 1 Road Maint Rehab Funds	-	-	-	105,982	300,354	295,094	299,369	341,606
	TOTAL REVENUE	-	-	-	126,698	320,916	317,356	319,866	362,040
111-422-98910	Sunset St Improvements Exp	-	-	-	1,663	-	16,287	320,916	1,024,138
	TOTAL EXPENSE	-	-	-	1,663	-	16,287	320,916	1,024,138



Measure C Funds

FUND 125, 126, 127

City of Coalinga
 Gas Tax, Transportation Development Act,
 SB1 RMRA and Measure C Funds
 Revenue and Expense
FY 2020-2021 Adopted Budget

Fiscal Years:	2015	2016	2017	2018	2019	2019	2020	2021
	Actual	Actual	Actual	Actual	Adopted	Actual	Adopted	Adopted
						(Unaudited)		
Fund 125-Measure C-St. Maintenance								
Beginning Fund Balance	313,829	495,070	450,319	640,423	169,816	169,816	316,562	320,062
Revenue:	186,014	192,888	191,506	194,904	195,500	185,276	195,500	195,500
Expense:	4,773	237,639	1,402	665,511	442,000	38,530	192,000	516,609
Variance: Revenue vs Expense	181,241	(44,751)	190,104	(470,607)	(246,500)	146,746	3,500	(321,109)
Ending Fund Balance	495,070	450,319	640,423	169,816	(76,684)	316,562	320,062	(1,047)
Fund 126-Measure C-ADA Compliance								
Beginning Fund Balance	24,141	10,020	16,467	22,875	40,604	40,604	47,042	53,892
Revenue:	6,205	6,447	6,408	17,729	6,850	6,438	6,850	6,850
Expense:	20,326	-	-	-	-	-	-	50,000
Variance: Revenue vs Expense	(14,121)	6,447	6,408	17,729	6,850	6,438	6,850	(43,150)
Ending Fund Balance	10,020	16,467	22,875	40,604	47,454	47,042	53,892	10,742
Fund 127-Measure C-Flexible Funding								
Beginning Fund Balance	858,027	1,002,489	1,044,670	1,236,091	1,319,563	1,319,563	1,012,109	507,609
Revenue:	223,214	232,259	230,971	250,640	235,500	233,625	235,500	235,500
Expense:	78,752	190,078	39,550	167,168	1,015,000	541,079	740,000	898,000
Variance: Revenue vs Expense	144,462	42,181	191,421	83,472	(779,500)	(307,454)	(504,500)	(662,500)
Ending Fund Balance	1,002,489	1,044,670	1,236,091	1,319,563	540,063	1,012,109	507,609	(154,891)

CITY OF COALINGA
FY 2020-2021 Adopted Budget
TDA, SB1 RMRA and Measure C Funds
Detail - Revenue and Expense

Account	Description	2015 Actual	2016 Actual	2017 Actual	2018 Actual	2019 Adopted	2019 Actual	2020 Adopted	2021 Adopted
Fund 125 MEASURE C - STREET MAINTENANCE									
125-400-44010	Interest Earned	594	249	1,582	3,375	500	4,582	500	500
125-400-45121	Measure C-Street Maintenance	185,420	192,639	189,924	191,529	195,000	180,694	195,000	195,000
	TOTAL REVENUE	186,014	192,888	191,506	194,904	195,500	185,276	195,500	195,500
125-422-70030	Postage & Freight Out	-	-	-	45	-	-	-	-
125-422-70040	Printing & Binding	-	-	-	22	-	-	-	-
125-422-88040	Computer Programming/Consult.	-	-	-	2,466	-	3,425	-	-
125-422-88100	Professional Services	-	-	-	-	-	-	-	-
125-422-92090	Taxes, Licenses, & Fees	-	-	-	608	-	-	-	-
125-422-9806	Public Improvements	-	-	-	-	-	-	-	-
125-422-98231	Wayfinding Signage-Elm/Plaza	-	-	1,402	-	-	-	-	-
125-422-98240	Forest/Polk Intersection	-	-	-	-	-	-	-	-
125-422-98250	Forest St. Phase 2 (5th-3rd)	-	-	-	-	-	-	-	-
125-422-98270	El Rancho/Elm AC Dike@Shoulder	1,564	-	-	-	-	-	-	-
125-422-98401	Slurry Seal, Cape Seal	3,209	237,639	-	662,370	-	35,105	-	500,000
125-422-98880	Elm/Cambridge Signal HSIP	-	-	-	-	192,000	-	192,000	-
125-422-98910	Sunset St Improv-Phase 1 Exp	-	-	-	-	250,000	-	-	-
125-422-98989	Polk St Improv-Elm to CL West Exp	-	-	-	-	-	-	-	16,609
	TOTAL EXPENSE	4,773	237,639	1,402	665,511	442,000	38,530	192,000	516,609
Fund 126 MEASURE C - ADA COMPLIANCE									
126-400-44010	Interest Earned	5	9	57	180	50	428	50	50
126-400-45122	Measure C-ADA Compliance	6,199	6,438	6,351	17,549	6,800	6,010	6,800	6,800
	TOTAL REVENUE	6,205	6,447	6,408	17,729	6,850	6,438	6,850	6,850
126-422-98460	City ADA Improvements	18,445	-	-	-	-	-	-	50,000
126-422-98500	ADA Compliance/Plan Services	1,881	-	-	-	-	-	-	-
	TOTAL EXPENSE	20,326	-	-	-	-	-	-	50,000
Fund 127 MEASURE C -FLEXIBLE FUNDING									
127-400-44010	Interest Earned	1,221	655	3,172	7,281	500	12,759	500	500
127-400-45123	Measure C-Flexible Funding	221,993	231,604	227,799	243,359	235,000	220,866	235,000	235,000
	TOTAL REVENUE	223,214	232,259	230,971	250,640	235,500	233,625	235,500	235,500
127-422-70030	Postage & Freight Out	-	-	-	45	-	-	-	-
127-422-70040	Printing & Binding	-	-	-	22	-	-	-	-
127-422-88040	Computer Programming/Consult.	-	-	-	2,466	-	3,425	-	-
127-422-88100	Professional Services	168	-	-	-	-	-	-	-
127-422-92090	Taxes, Licenses, & Fees	-	-	-	608	-	-	-	-
127-422-98410	Local Funding-St.Sweeper-CMAQ	-	-	-	-	-	-	-	-
127-422-98430	Elm/El Rancho-Local Match	25,501	-	-	-	-	-	-	-
127-422-98440	Annual ADA Improvements	11,476	152,800	-	-	-	-	-	-
127-422-98500	Polk/Forest Reconstruction	-	-	-	-	-	-	-	-
127-422-98550	Plaza Beautification/Reconst.	1,239	-	-	-	-	-	-	-
127-422-98600	Elm Ave Improvements	-	-	-	-	-	-	-	-

CITY OF COALINGA
FY 2020-2021 Adopted Budget
TDA, SB1 RMRA and Measure C Funds
Detail - Revenue and Expense

Account	Description	2015 Actual	2016 Actual	2017 Actual	2018 Actual	2019 Adopted	2019 Actual	2020 Adopted	2021 Adopted
127-422-98610	Elm Beautification 7th to Polk	21,953	22,702		1,954	-		-	
127-422-98630	Forest St Reconst (3rd-5th)	-	-			-		-	
127-422-98870	Utilities District Elm St.Imp.	15,300	8,200	1,381	-	-		-	
127-422-98880	Elm/Cambridge Signal (PE) HSIP	3,116	438	4,504	-	-		-	
127-422-98890	Active Trans. Plan-ATP Cycle 01	-	-	3,622					
127-422-98891	ADA Improvements - ATP Cycle 2	-	-	-	1,489	-		-	
127-422-98900	Traffic Calming & Safety-SGC				6,822				
127-422-98901	Phelps Ave Improvements	-	5,938	22,425	8,788	800,000	46,882	600,000	
127-422-98930	Polk Street Improv-5th to Elm	-	-	-	-	-		-	
127-422-98950	Forest Ave 1st-Elm Ave Proj	-	-	7,618	75,083	-		-	
127-422-98960	ADA Improv - ATP Cycle 2	-	-		65,972	26,000	428,030	-	
127-422-98970	ADA Improv ATP Cycle 3 Exp	-	-	-	3,919	175,000	62,742	140,000	512,000
127-422-98980	CMAQ-Trail Seg 10/11/12 Exp					14,000	-	-	14,000
127-422-98983	Center Median Improvements								372,000
TOTAL EXPENSE		78,752	190,078	39,550	167,168	1,015,000	541,079	740,000	898,000



HOME

Program Fund

FUND 304

City of Coalinga
HOME Program Fund
Revenue and Expense
FY 2020-2021 Adopted Budget

Account	Description	2015 Actual	2016 Actual	2017 Actual	2018 Actual	2019 Adopted	2019 Actual	2020 Adopted	2021 Adopted
(Unaudited)									
Fund 304-HOME Program Fund									
	BEGINNING FUND BALANCE:	-	-	-	-	6,590	6,590	6,590	6,590
304-400-45510	HOME Grant-Consultant Reimb.			16,022	(1,949)		-		-
304-400-45520	HOME Developer Project Funds			1,273,753	447,750				-
304-400-48120	Operating Transfer In				10,995				
	TOTAL REVENUE:	-	-	1,289,775	456,796	-	-	-	-
304-404-88104	HOME Grant Admn-Consultants			16,022	206				-
304-404-88114	HOME Developer Disbursements			1,273,753	450,000				-
	TOTAL EXPENSE:	-	-	1,289,775	450,206	-	-	-	-
	ENDING FUND BALANCE:	-	-	-	6,590	6,590	6,590	6,590	6,590




Caltrans®

CALTRANS
Grant Fund

FUND 305

City of Coalinga
CalTrans Grants
Revenue and Expense
FY 2020-2021 Adopted Budget

Account	Description	2015	2016	2017	2018	2019	2019	2020	2021
		Actual	Actual	Actual	Actual	Adopted	Actual (Unaudited)	Adopted	Adopted
Fund 305-CalTrans Grants									
	BEGINNING FUND BALANCE:	-	-	-	-	-	-	189,256	189,256
305-400-45550	CMAQ-Trail Seg 13/14 Revenue				473	550,000	-	550,000	-
305-400-45560	Forest Ave 1st-Elm RSTP Grant					1,400,000	-	1,275,000	-
305-400-45570	2016 Alley Paving Proj CMAQ				484	527,000	45,522	531,000	469,209
305-400-45580	ADA Improv-ATP Cycle 2 Rev					318,000	272,348	-	-
305-400-45590	ADA Improv ATP Cycle 3 Rev					1,284,000		1,284,000	1,300,000
305-400-45600	STBG-Polk St Improv-5th to Elm					570,000		570,000	504,500
305-400-45610	CMAQ-Trail Seg 10/11/12 Rev					55,000		599,000	600,000
305-400-45611	STBG Lifeline-Sunset Phase 1 Rev					-		500,000	500,000
305-400-45612	Trail Improv-ATP Cycle 4 Rev					-		100,000	100,000
305-400-45613	STBG-Polk St Improv-Elm to CL West Rev								128,191
	TOTAL REVENUE:	-	-	-	957	4,704,000	317,870	5,409,000	3,601,900
305-422-98910	Sunset St Improv-Phase 1 Exp					-		500,000	500,000
305-422-98920	CMAQ-Trail Seg 13/14 Expense				473	550,000	210	550,000	-
305-422-98930	Polk Street Improv-5th to Elm					570,000	140	570,000	504,500
305-422-98940	2016 Alley Paving Project				484	527,000	68,547	531,000	469,209
305-422-98950	Forest Ave 1st-Elm Ave St Proj				-	1,400,000	45,007	1,275,000	-
305-422-98960	ADA Improv-ATP Cycle 02 Exp				-	318,000	14,570	-	-
305-422-98970	ADA Improv ATP Cycle 03 Exp					1,284,000		1,284,000	1,300,000
305-422-98980	CMAQ-Trail Seg 10/11/12 Exp					55,000	140	599,000	600,000
305-422-98982	Trail Improv-ATP Cycle 4 Exp					-		100,000	100,000
305-422-98989	Polk St Improv-Elm to CL West Exp								128,191
	TOTAL EXPENSE:	-	-	-	957	4,704,000	128,614	5,409,000	3,601,900
	ENDING FUND BALANCE:	-	-	-	-	-	189,256	189,256	189,256



Special Revenue

Fund 306

City of Coalinga
Special Revenue Grants Fund
Revenue and Expense
FY 2020-2021 Adopted Budget

Account	Description	2015 Actual	2016 Actual	2017 Actual	2018 Actual	2019 Adopted	2019 Actual (Unaudited)	2020 Adopted	2021 Adopted
Fund 306-Special Revenue Grants									
	BEGINNING FUND BALANCE:	-	-	-	-	-	-	(4,590)	(4,590)
306-400-46260	CA Waste Mgmt Board Tire Grant				1,887		-	-	-
304-400-46261	Park Improv 16-HRPP-11441 Grant Rev						108,288		
	TOTAL REVENUE:	-	-	-	1,887	-	108,288	-	-
306-422-98570	Tire Amnesty Grant				1,887		4,590	-	-
306-422-98571	Park Improv 16-HRPP-11441 Grant Exp						108,288		
	TOTAL EXPENSE:	-	-	-	1,887	-	112,878	-	-
	ENDING FUND BALANCE:	-	-	-	-	-	(4,590)	(4,590)	(4,590)



Habitat and Impact Fees Funds

FUND 114, 141, 142, 143, 144, 145, 146

City of Coalinga
Habitat and Impact Fees Funds
Revenue and Expense
FY 2020-2021 Adopted Budget

Account	Description	2015 Actual	2016 Actual	2017 Actual	2018 Actual	2019 Adopted	2019 Actual (Unaudited)	2020 Adopted	2021 Adopted
Fund 114-Habitat Conservation Fund									
BEGINNING FUND BALANCE:		115,636	113,426	110,788	108,350	106,262	106,262	106,262	103,482
114-400-44010	Interest Earned	140	76	291	592	-	-	1,023	-
114-400-46030	Habitat Development Fees	-	-	-	-	-	-	-	-
TOTAL REVENUE:		140	76	291	592	-	-	1,023	-
114-404-88112	Habitat Conservation Plan	-	-	-	-	-	-	-	-
114-404-92090	Taxes, Licenses, & Fees	2,350	2,714	2,729	2,680	-	-	3,803	-
TOTAL EXPENSE:		2,350	2,714	2,729	2,680	-	-	3,803	-
ENDING FUND BALANCE:		113,426	110,788	108,350	106,262	106,262	106,262	103,482	103,482
Fund 141-Public Building/Facilities Impact Fees									
BEGINNING FUND BALANCE:		46,671	46,729	46,816	51,618	68,286	68,286	99,909	99,909
141-400-44010	Interest Earned	58	32	132	351	-	803	-	-
141-400-51051	Buidling/Facility Impact Fees	-	55	4,670	16,317	-	30,820	-	-
TOTAL REVENUE:		58	87	4,802	16,668	-	31,623	-	-
141-422-98050	Improvements O/T Buildings	-	-	-	-	-	-	-	-
141-422-98985	Council Chambers Modernization	-	-	-	-	-	-	-	15,000
TOTAL EXPENSE:		-	-	-	-	-	-	-	-
ENDING FUND BALANCE:		46,729	46,816	51,618	68,286	68,286	99,909	99,909	99,909
Fund 142-Law Enforcement Impact Fees									
BEGINNING FUND BALANCE:		(178,329)	(178,307)	(178,240)	(171,402)	(148,107)	(148,107)	(102,826)	(102,826)
142-400-44030	Impact Fees Interest	22	12	58	228	-	661	-	-
142-400-51052	Law Enforcement Impact Fees	-	55	6,780	23,067	-	44,620	-	-
TOTAL REVENUE:		22	67	6,838	23,295	-	45,281	-	-
142-422-98040	Major Machinery & Equipment	-	-	-	-	-	-	-	-
TOTAL EXPENSE:		-	-	-	-	-	-	-	-
ENDING FUND BALANCE:		(178,307)	(178,240)	(171,402)	(148,107)	(148,107)	(102,826)	(102,826)	(102,826)

City of Coalinga
Habitat and Impact Fees Funds
Revenue and Expense
FY 2020-2021 Adopted Budget

Account	Description	2015 Actual	2016 Actual	2017 Actual	2018 Actual	2019 Adopted	2019 Actual	2020 Adopted	2021 Adopted
Fund 143-Fire Protection Impact Fees									
BEGINNING FUND BALANCE:		(226,129)	(226,129)	(226,074)	(219,250)	(196,003)	(196,003)	(151,335)	(151,335)
143-400-44030	Impact Fees Interest	-	-	-	-	-	50	-	-
143-400-51053	Fire Protection Impact Fees	-	55	6,824	23,247	-	44,618	-	-
TOTAL REVENUE:		-	55	6,824	23,247	-	44,668	-	-
143-422-98040	Fire Truck Upgrade	-	-	-	-	-	-	-	-
143-422-98300	Ladder Fire Truck Purchase	-	-	-	-	-	-	-	-
TOTAL EXPENSE:		-	-	-	-	-	-	-	-
ENDING FUND BALANCE:		(226,129)	(226,074)	(219,250)	(196,003)	(196,003)	(151,335)	(151,335)	(151,335)
Fund 144-Storm Drainage & Flood Control Impact Fees									
BEGINNING FUND BALANCE:		24,279	24,069	28,437	65,975	182,984	182,984	329,135	329,135
144-400-44030	Impact Fees Interest	30	19	151	676	-	2,411	-	-
144-400-51054	Storm/Flood Control Impact Fee	-	4,349	37,387	116,333	-	143,740	-	-
TOTAL REVENUE:		30	4,368	37,538	117,009	-	146,151	-	-
144-422-98360	Transfer for Storm Drain	-	-	-	-	-	-	-	-
144-422-9822	Coalinga Sports Complex	-	-	-	-	-	-	-	-
144-422-98550	Plaza Beautification/Reconst.	240	-	-	-	-	-	-	-
144-422-98630	Forest St Reconst (3rd-5th)	-	-	-	-	-	-	-	-
TOTAL EXPENSE:		240	-	-	-	-	-	-	-
ENDING FUND BALANCE:		24,069	28,437	65,975	182,984	182,984	329,135	329,135	329,135
Fund 145-Streets, Bridges Impact Fees									
BEGINNING FUND BALANCE:		97,524	97,645	99,247	219,647	314,350	314,350	469,688	469,688
145-400-4403	Impact Fees Interest	121	68	590	1,555	-	3,744	-	-
145-400-51055	Street & Roads Impact Fees	-	1,534	119,810	93,148	-	151,594	-	-
TOTAL REVENUE:		121	1,602	120,400	94,703	-	155,338	-	-
145-422-9823	Traffic Study	-	-	-	-	-	-	-	-
145-422-98990	Cambridge Ave Signalization	-	-	-	-	-	-	-	274,000
TOTAL EXPENSE:		-	-	-	-	-	-	-	-
ENDING FUND BALANCE:		97,645	99,247	219,647	314,350	314,350	469,688	469,688	469,688
Fund 146-Park Impact Fees									
BEGINNING FUND BALANCE:		-	-	-	16,025	88,454	88,454	234,021	234,021
146-400-44010	Interest Earned	-	-	15	384	-	1,477	-	-
146-400-51056	Park Impact Fees	-	-	16,010	72,045	-	144,090	-	-
TOTAL REVENUE:		-	-	16,025	72,429	-	145,567	-	-
146-422-9822	Coalinga Sports Complex	-	-	-	-	-	-	-	-
TOTAL EXPENSE:		-	-	-	-	-	-	-	-
ENDING FUND BALANCE:		-	-	16,025	88,454	88,454	234,021	234,021	234,021



Assessment District Fund

FUND 130

City of Coalinga
Special Assessment Districts Fund 130
Revenue and Expense
FY 2020-2021 Adopted Budget

Account	Description	2015 Actual	2016 Actual	2017 Actual	2018 Actual	2019 Adopted	2019 Actual (Unaudited)	2020 Adopted	2021 Adopted
130-400-44010	Interest Earned	340	97	722	1,106	-	2,330	-	-
Elm Avenue A.D. 1992-1									
130-451-47010	A.D. Bond Payments	63,522	49,146	66,681	64,634	60,000	6	60	-
TOTAL REVENUE 1992-1:		63,522	49,146	66,681	64,634	60,000	6	60	-
130-451-70030	Postage & Freight Out	-	-	-	45	-	-	-	-
130-451-70040	Printing & Binding	-	-	-	22	-	-	-	-
130-451-88040	Computer Programming/Consult.	-	-	-	2,466	-	3,425	-	-
130-451-88101	Administrative Fees	1,401	1,418	852	1,150	1,500	-	1,500	-
130-451-92090	Taxes, Licenses, & Fees	-	-	-	608	-	-	-	-
130-451-96010	Bond Principal Payment	-	-	-	-	60,000	-	-	-
130-451-96020	Bond Interest Payment	19,181	15,500	11,431	6,975	2,325	-	-	-
TOTAL EXPENSE 1992-1:		20,582	16,918	12,283	11,266	63,825	3,425	1,500	-
Rural Water A.D. #1									
130-603-47010	A.D. Bond Payments	-	23,750	19,388	19,100	18,850	-	19,400	19,475
TOTAL REVENUE #1:		-	23,750	19,388	19,100	18,850	-	19,400	19,475
130-603-88101	Administrative Fees	736	749	398	838	800	703	800	-
130-603-96010	Bond Principal Payment	-	19,000	15,500	16,000	17,000	-	18,000	19,000
130-603-96020	Bond Interest Payment	-	4,750	3,888	3,100	1,850	-	1,400	475
TOTAL EXPENSE #1:		736	24,499	19,786	19,938	19,650	703	20,200	19,475
Juniper Ridge A.D. 1991-1 A									
130-707-44010	Interest Earned	-	-	-	-	-	-	-	-
130-707-47010	A.D. Bond Payments	96,265	85,756	4,708	3,138	-	-	-	-
130-707-47020	Prepaid Special Assessments	-	-	-	-	-	-	-	-
130-707-47030	Redemption Premium	-	-	-	-	-	-	-	-
130-707-4705	Legal & Publishing Fees	-	-	-	-	-	-	-	-
TOTAL REVENUE 1991-1A:		96,265	85,756	4,708	3,138	-	-	-	-
130-707-88101	Administrative Fees	1,746	1,784	-	-	-	-	-	-
130-707-96010	Bond Principal Payment	-	-	-	-	-	-	-	-
130-707-96020	Bond Interest Payment	16,275	9,997	3,488	-	-	-	-	-
TOTAL EXPENSE 1991-1A:		18,021	11,781	3,488	-	-	-	-	-
Monterey Extension A.D. 1991-2									
130-708-47010	A.D. Bond Payments	28,990	28,578	-	-	-	-	-	-
TOTAL REVENUE 1991-2:		28,990	28,578	-	-	-	-	-	-
130-708-88101	Administrative Fees	815	842	-	-	-	-	-	-
130-708-96010	Bond Principal Payment	-	-	-	-	-	-	-	-
130-708-96020	Bond Interest Payment	5,938	3,562	1,188	-	-	-	-	-
TOTAL EXPENSE 1991-2:		6,753	4,404	1,188	-	-	-	-	-
Juniper Ridge A.D. 1991-1 B									
130-775-44010	Interest Earned	-	-	-	-	-	-	-	-
130-775-47010	A.D. Bond Payments	19,992	15,815	1,696	1,178	-	-	-	-
130-775-47020	Prepaid Special Assessments	-	-	-	-	-	-	-	-
130-775-47030	Redemption Premium	-	-	-	-	-	-	-	-
130-775-4705	Legal & Publishing Fees	-	-	-	-	-	-	-	-
TOTAL REVENUE 1991-1B:		19,992	15,815	1,696	1,178	-	-	-	-
130-775-88101	Administrative Fees	1,681	1,713	-	-	-	-	-	-
130-775-96010	Bond Principal Payment	-	-	-	-	-	-	-	-
130-775-96020	Bond Interest Payment	2,232	1,302	419	-	-	-	-	-
TOTAL EXPENSE 1991-1B:		3,913	3,015	419	-	-	-	-	-
Fund 130	BEGINNING FUND BALANCE:	277,117	(147,779)	(5,254)	50,777	108,729	108,729	106,937	104,697
	TOTAL REVENUE FUND 130:	209,110	203,142	93,195	89,156	78,850	2,336	19,460	19,475
	TOTAL EXPENSE FUND 130:	50,005	60,617	37,164	31,204	83,475	4,128	21,700	19,475
	PRIOR PERIOD ADJUSTMENT	(584,000)							
Fund 130	ENDING FUND BALANCE:	(147,779)	(5,254)	50,777	108,729	104,104	106,937	104,697	104,697



Coalinga Public Financing Authority

FUND 150

City of Coalinga
Coalinga Public Financing Authority Fund 150
Revenue and Expense
FY 2020-2021 Adopted Budget

Account	Description	2015	2016	2017	2018	2019	2019	2020	2021
		Actual	Actual	Actual	Actual	Adopted	Actual (Unaudited)	Adopted	Adopted
150-400-44010	Interest Earned	131,732	62,604	61,125	61,115		4,097		-
150-400-44022	2000 TA Bond Interest Revenue	93,229	256,142	155,988	194,886				-
150-400-44030	2009 TA Bonds Interest Revenue	275,314	256,997	235,898	312,674				-
150-400-44042	2000 Tax Allocation-Accreted Interest	-	-	105,478	112,192				135,015
150-400-44200	Transfer from Successor Agency	363,848	146,247	127,531	107,656	1,369,052	-	510,422	39,419
150-400-44220	Transfer From RDA Fund	-	36,141	32,959	27,825		-	-	10,269
150-400-44230	Transfer From A.D. Fund	-	30,362	16,525	6,975	62,325	-	-	-
150-400-44240	Transfer From Water Fund	510,130	493,349	478,277	470,493	625,610	-	625,330	624,555
150-400-44250	Transfer From Sewer Fund	149,272	149,272	149,273	149,273	197,698	-	196,048	199,298
150-400-44260	Transfer From Airport Fund	2,175	680	240	-	-	-	-	-
150-400-44330	West Hills Col. Dorm Loan Pmt	-	-	-	-	-	-	-	-
TOTAL REVENUE:		1,525,700	1,431,794	1,363,294	1,443,089	2,254,685	4,097	1,331,800	1,008,556
150-751-96012	Principal-1998 Series A	865,000	495,000	-	885,000	385,000		410,000	440,000
150-751-96024	Interest-1998 Series A	213,682	174,581	160,350	133,800	95,700		71,081	43,988
150-751-96501	Fiscal Agent Fees-1998 A	2,691	2,328	6,926	32,616	3,400	6,055	-	-
150-752-96013	Principal-1998 Series B	-	-	65,000	-	-		-	-
150-752-96025	Interest-1998 Series B	3,250	3,250	1,625	-	-		-	-
150-752-96502	Fiscal Agent Fees-1998 B	2,691	2,327	6,926	10,474	-	5,981	-	-
150-753-96014	Principal-1998 Series C	-	-	190,000	-	-		-	-
150-753-96026	Interest-1998 Series C	11,210	11,210	5,605	-	-		-	-
150-753-96503	Fiscal Agent Fees-1998 C	2,691	-	-	10,474	-	5,981	-	-
150-754-96010	Principal-2000 Wtr/Swr	-	-	-	-	-		-	-
150-754-96027	Interest-2000 Wtr/Swr	-	-	-	-	-		-	-
150-754-9603	Fiscal Agent Fees-2000 Wtr/Swr	-	-	-	-	-		-	-
150-755-96015	Principal-2000 RDA	15,000	15,000	20,000	2,635,000	25,000		-	-
150-755-96028	Interest-2000 RDA	157,810	156,977	155,988	194,886	153,224		-	-
150-755-96504	Fiscal Agent Fees-2000 RDA	-	-	-	-	-		-	-
150-755-96507	Fiscal Agent fees-2009 RDA A	-	-	-	-	-		-	-
150-755-96508	Fiscal Agent Fees-2009 RDA B	-	-	-	-	-		-	-
150-755-96509	Fiscal Agent Fees-2009 RDA C	-	-	-	-	-		-	-
150-757-88102	Professional Svc-2012 Wtr/Swr	-	4	-	-	-		-	-
150-757-96016	Principal-2012 Water/Sewer	-	-	-	205,000	210,000		215,000	225,000
150-757-96029	Interest-2012 Water & Sewer	619,765	619,765	619,765	619,765	613,308		606,378	598,852
150-757-96505	Fiscal Agent Fees-2012 Wtr/Swr	-	-	-	-	-		-	-
150-759-96017	2009 TA Series A-Principal	195,000	210,000	220,000	1,890,000	240,000		-	-
150-759-96031	2009 TA Series A-Interest	134,784	126,012	115,788	153,844	92,100		-	-
150-761-96018	2009 TA Series B-Principal	160,000	170,000	180,000	1,555,000	195,000		-	-
150-761-96032	2009 TA Series B-Interest	110,680	103,535	95,210	126,280	75,563		-	-
150-763-96019	2009 TA Series C-Principal	35,000	45,000	40,000	395,000	45,000		-	-
150-763-96033	2009 TA Series C-Interest	29,850	27,450	24,900	32,550	19,350		-	-
150-765-96021	Assess District 92-1 Principal	45,000	-	-	-	-		-	-
150-765-96034	Assess District 92-1 Interest	19,181	-	-	-	-		-	-
150-900-94071	Transfer to RDA SA Fund 820	-	-	-	-	-		-	-
TOTAL EXPENSE:		2,623,285	2,162,439	1,908,083	8,879,689	2,152,645	18,017	1,302,459	1,307,840
Fund 150	BEGINNING FUND BALANCE:	1,828,044	28,505,926	27,775,281	27,230,492	19,793,892	19,793,892	19,779,972	19,809,313
	TOTAL REVENUE FUND 150:	1,525,700	1,431,794	1,363,294	1,443,089	2,254,685	4,097	1,331,800	1,008,556
	TOTAL EXPENSE FUND 150:	2,623,285	2,162,439	1,908,083	8,879,689	2,152,645	18,017	1,302,459	1,307,840
	Prior Period Adjustment	27,775,467							
Fund 150	ENDING FUND BALANCE:	28,505,926	27,775,281	27,230,492	19,793,892	19,895,932	19,779,972	19,809,313	19,510,029



Water Enterprise Fund

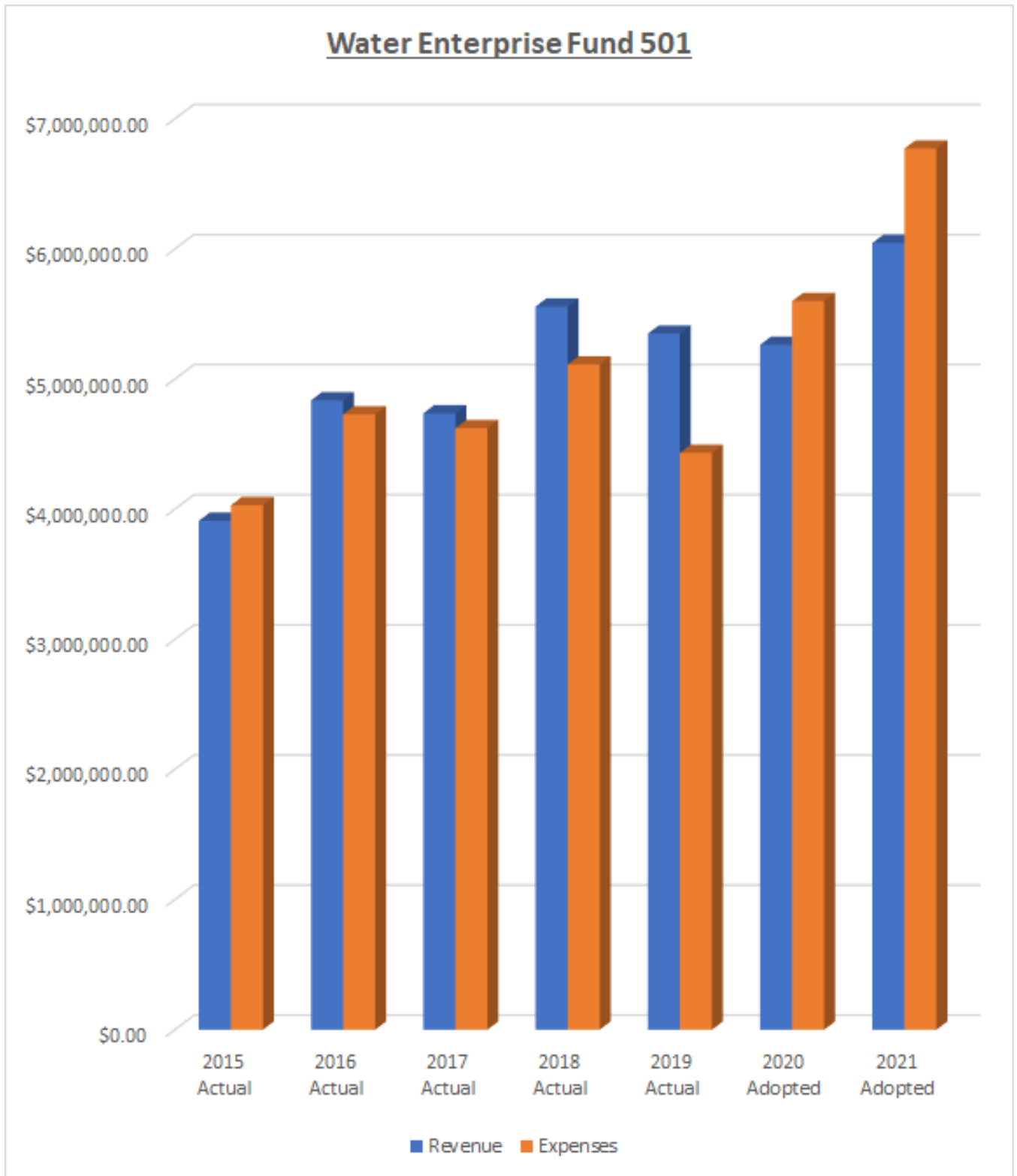
FUND 501

City of Coalinga
Water Enterprise Fund 501
Revenue and Expense
FY 2020-2021 Adopted Budget

	2015 Actual	2016 Actual	2017 Actual	2018 Actual	2019 Adopted	2019 Actual (Unaudited)	2020 Adopted	2021 Adopted
Beginning Fund Balance	3,354,516	2,324,334	2,471,048	2,585,382	3,031,849	3,031,849	3,948,183	3,610,630
Revenue:	3,911,574	4,837,300	4,736,856	5,558,229	5,186,000	5,349,171	5,263,000	4,847,000
2012 Water Bond Proceeds	-	-	-	-	1,355,700	-	-	1,200,000
Total Revenue:	3,911,574	4,837,300	4,736,856	5,558,229	6,541,700	5,349,171	5,263,000	6,047,000
Expense:								
Finance-Utility Billing	-	-	400,062	305,980	254,770	269,689	264,523	311,776
Water Plant	3,100,557	3,617,922	3,266,931	3,622,250	4,378,447	3,408,517	4,536,474	4,446,306
2012 Water Bond Project	-	-	(2,116)	(28,947)	1,355,700	86,733	-	1,200,000
	3,100,557	3,617,922	3,264,815	3,593,303	5,734,147	3,495,250	4,536,474	5,646,306
Water Distribution	929,922	1,111,026	957,645	1,212,479	905,117	667,898	799,556	814,221
Total Expense:	4,030,479	4,728,948	4,622,522	5,111,762	6,894,034	4,432,837	5,600,553	6,772,303
Variance: Revenue vs Expense	(118,905)	108,352	114,334	446,467	(352,334)	916,334	(337,553)	(725,303)
Prior Period Adjustment	(911,277)	-						
Consolidation for Fund 651		38,362	-					
Ending Fund Balance	2,324,334	2,471,048	2,585,382	3,031,849	2,679,515	3,948,183	3,610,630	2,885,327

CITY OF COALINGA

Fiscal Year 2020-2021 Adopted Budget



CITY OF COALINGA
FY 2020-2021 Adopted Budget
Water Enterprise Fund
Detail - Revenue and Expense

Account	Description	2015 Actual	2016 Actual	2017 Actual	2018 Actual	2019 Adopted	2019 Actual	2020 Adopted	2021 Adopted
(Unaudited)									
FUND 501 - WATER ENTERPRISE FUND									
501-400-44010	Interest Earned	514	239	2,361	16,787	1,000	4,392	1,000	1,000
501-400-46921	Use of 2012 Water Bond Proceed	-	-	-	-	1,355,700	-	-	1,200,000
501-400-46980	UB Late Fees	-	91,642	116,312	96,268	-	66,552	-	-
501-400-46990	UB Service Charges (I,e, NSF)	-	2,398	1,705	(2,804)	-	227	-	-
501-400-48020	Gain/Loss on Disposal of Asset	-	-	(102,707)	-	-	-	-	-
501-400-48100	Collections Kings Credit	-	7,686	7,183	4,737	-	-	-	-
501-400-48120	Operating Transfer In	-	-	-	-	-	-	-	-
501-400-48160	Miscellaneous Revenues	21,120	55	152,490	750	2,000	3,267	2,000	2,000
501-400-50900	Electric Demand Response Pgm	22,031	12,332	30,000	-	-	-	-	-
501-400-51010	Treated Water Sales	3,803,331	4,118,763	4,345,215	4,497,444	4,400,000	4,361,513	4,400,000	4,548,000
501-400-51020	Untreated Water Sales Contract	35,832	587,412	124,265	764,252	723,000	699,933	800,000	235,000
501-400-51030	Installation Charges	9,025	1,250	2,775	10,150	5,000	20,986	5,000	10,000
501-400-51040	Account Service Charges	6,371	2,174	3,000	300	5,000	-	5,000	1,000
501-400-51057	Water Dev. Impact Fees	13,349	13,349	54,257	170,345	50,000	192,301	50,000	50,000
TOTAL REVENUE:		3,911,574	4,837,300	4,736,856	5,558,229	6,541,700	5,349,171	5,263,000	6,047,000

EXPENSE

Finance Division-Moved from Fund 651 Utility Billing

501-406-60010	Salaries Regular	-	-	158,458	91,500	107,247	114,760	118,987	146,693
501-406-60020	Salaries Part Time	-	-	129	-	-	-	-	-
501-406-60030	Salaries Overtime	-	-	270	346	270	882	270	270
501-406-60050	Salaries Cash Outs	-	-	1,190	657	1,074	662	1,074	1,074
501-406-62000	Retirement CALPERS	-	-	12,035	6,952	9,134	8,417	9,978	13,605
501-406-62020	Medical/Life Insurance	-	-	31,137	18,553	22,693	19,520	29,157	24,752
501-406-62030	Social Security FICA	-	-	9,643	5,789	6,649	7,092	7,377	9,095
501-406-62040	Medicare Insurance	-	-	2,265	1,362	1,555	1,665	1,725	2,127
501-406-62050	Disability Income Insurance	-	-	389	762	280	251	280	280
501-406-62060	Deferred Comp - 457 Retirement	-	-	2,251	1,885	1,877	2,685	2,082	2,567
501-406-62070	Workers Comp. Insurance	-	-	7,733	3,240	12,870	5,006	14,278	17,603
501-406-62080	Uniform Allowance	-	-	-	-	48	-	48	48
501-406-62100	Accrued Comp	-	-	(211)	351	-	-	-	-
501-406-62200	Retirement CalPERS UL	-	-	-	-	268	-	1,002	1,360
501-406-62210	Unemployment Insurance	-	-	-	450	1,072	324	1,190	1,467
Personnel Cost:		-	-	225,289	131,847	165,037	161,264	187,448	220,941
501-406-70010	Office Supplies	-	-	1,076	1,657	1,500	2,202	1,500	2,000
501-406-70030	Postage & Freight Out	-	-	16,143	12,002	11,200	13,933	11,200	11,200
501-406-70040	Printing & Binding	-	-	11,865	6,326	4,800	12,882	6,500	6,500
501-406-70160	Gasoline & Diesel	-	-	3,207	2,510	2,480	4,209	2,480	2,500
501-406-72030	Telephone	-	-	278	2,694	160	4,834	3,700	3,700
501-406-84010	Office Equip Repairs & Maint	-	-	673	1,351	600	3,875	1,500	3,000
501-406-86010	Training, Travel, & Conference	-	-	528	872	600	323	600	1,200
501-406-86030	Subs, Dues & Publications	-	-	57	97	100	645	100	200
501-406-88030	Accounting/Auditing	-	-	-	914	-	8,606	1,000	7,500
501-406-88040	Computer Programming/Consult.	-	-	11,714	28,230	48,000	39,810	28,000	28,000
501-406-88060	Medical - General	-	-	-	-	160	-	160	160
501-406-88100	Professional Services	-	-	-	-	-	8,990	-	6,000
501-406-88103	Other Professional Services	-	-	71,600	9,425	6,000	416	6,000	-
501-406-89010	Personnel Advertising	-	-	-	-	40	2	40	40
501-406-89020	Interview Expense	-	-	-	-	5	-	5	5
501-406-89040	Physical w/Drug & Alcohol Test	-	-	329	-	160	70	160	160
501-406-89070	Fingerprinting	-	-	-	-	28	14	30	30
501-406-90010	Liability & Property Insurance	-	-	7,897	5,440	5,860	5,275	5,860	6,600
501-406-92090	Taxes, Licenses, & Fees	-	-	2,903	203	-	1,286	200	4,000
501-406-94030	Cash Short/Over	-	-	28	(25)	40	140	40	40
501-406-98030	Office Furniture & Equipment	-	-	3,526	211	2,000	913	2,000	2,000
501-406-98040	Major Machinery & Equipment	-	-	-	-	-	-	-	-

CITY OF COALINGA
FY 2020-2021 Adopted Budget
Water Enterprise Fund
Detail - Revenue and Expense

Account	Description	2015 Actual	2016 Actual	2017 Actual	2018 Actual	2019 Adopted	2019 Actual	2020 Adopted	2021 Adopted
501-406-94020	Bad Debt Expense		-	42,949	102,226	6,000	-	6,000	6,000
	O & M Cost:	-	-	174,773	174,133	89,733	108,425	77,075	90,835
	FINANCE TOTAL EXPENSE:	-	-	400,062	305,980	254,770	269,689	264,523	311,776

Water Plant Division

501-503-60010	Salaries Regular	167,979	323,425	233,001	231,756	398,073	302,755	413,287	466,946
501-503-60020	Salaries Part Time	4,844	21,004	20,089	32,624	-	33,070	-	-
501-503-60030	Salaries Overtime	38,671	47,245	42,484	50,293	37,000	42,312	37,000	37,000
501-503-60041	Salaries-Scheduled Standby	-	-	-	-	-	-	-	-
501-503-60050	Salaries Cash Outs	1,160	1,224	1,532	2,430	1,300	654	1,300	1,300
501-503-62000	Retirement CALPERS	16,570	24,459	27,150	89,713	32,684	23,165	43,842	44,650
501-503-62020	Medical/Life Insurance	50,196	63,945	42,361	44,448	88,597	53,831	93,323	129,427
501-503-62030	Social Security FICA	16,583	25,056	17,977	19,377	24,681	23,016	25,624	28,951
501-503-62040	Medicare Insurance	3,878	5,896	4,269	4,600	5,772	5,452	5,993	6,771
501-503-62050	Disability Income Insurance	226	487	216	901	140	386	140	140
501-503-62060	Deferred Comp - 457 Retirement	3,888	6,641	3,557	2,738	3,400	4,703	3,400	3,400
501-503-62070	Workers Comp. Insurance	18,256	14,364	18,150	12,034	47,769	20,118	49,594	56,034
501-503-62081	Safety Boot Allowance	709	549	916	880	1,800	1,017	1,800	1,950
501-503-62100	Accrued Comp	(8,001)	(768)	(745)	1,093	-	-	-	-
501-503-62200	Retirement CalPERS UL	-	-	-	-	995	-	4,606	3,118
501-503-62210	Unemployment Claims	-	1,146	6,026	-	3,981	-	4,133	4,669
	Personnel Cost:	314,957	534,673	416,983	492,887	646,192	510,479	684,042	784,356

501-503-88211	State of CA-PVSP Water Refund	-	-	-	-	-	-	-	-
501-503-70010	Office Supplies	1,927	1,638	1,992	1,624	3,000	2,388	3,000	3,000
501-503-70030	Postage & Freight Out	194	8,577	311	34	2,000	700	2,000	2,000
501-503-70040	Printing & Binding	4,222	8,663	230	480	6,000	163	6,000	6,000
501-503-70060	Small Tools & Equipment	840	3,011	3,409	4,723	10,000	3,461	10,000	5,000
501-503-70100	Uniforms	996	1,578	522	2,141	2,000	2,779	2,000	3,500
501-503-70140	Utility Parts & Supplies	28,170	49,758	26,286	38,009	40,000	42,595	40,000	30,000
501-503-70160	Gasoline & Diesel	11,804	10,648	8,146	12,913	15,000	9,500	15,000	12,000
501-503-70202	Lab Supplies	5,643	7,598	25,164	16,046	30,000	16,030	35,000	20,000
501-503-70210	Chemicals Ammonia	32,729	32,508	32,100	27,055	38,000	27,292	38,000	28,000
501-503-70220	Chemicals Zinc. Ortho.	35,294	-	71,543	33,480	45,000	30,048	45,000	45,000
501-503-70230	Chemicals Chlorine	87,465	11,056	19,248	7,471	17,000	6,083	17,000	17,000
501-503-70240	Chemicals Aluminate Sulfate	61,056	76,302	66,770	80,669	70,000	107,183	70,000	115,000
501-503-70250	Chemicals Fluoride	12,593	11,006	12,600	-	-	17,444	-	-
501-503-70270	Chemicals Polymers	66,557	68,556	17,444	-	55,000	1,814	35,000	20,000
501-503-70300	Chemicals Hypochlorite	-	64,092	10,612	15,666	10,000	-	10,000	10,000
501-503-70350	Chemicals pH Adjustment Acid	-	170,244	19,399	1,184	60,000	-	30,000	30,000
501-503-70360	Chemicals Activated Carbon	-	-	-	-	50,000	-	-	-
501-503-70370	Chemicals Caustic Solution	-	-	-	-	50,000	-	-	-
501-503-70400	Chemicals Sodium Permanganate	-	60,034	59,038	57,363	80,000	47,230	60,000	60,000
501-503-70440	Miscellaneous Supplies	332	2,454	335	-	-	-	-	-
501-503-72010	Water, Gas, Sanitation & Sewer	659	812	803	948	1,000	1,022	1,000	1,000

CITY OF COALINGA
FY 2020-2021 Adopted Budget
Water Enterprise Fund
Detail - Revenue and Expense

Account	Description	2015 Actual	2016 Actual	2017 Actual	2018 Actual	2019 Adopted	2019 Actual	2020 Adopted	2021 Adopted
501-503-72020	Electric	503,901	574,581	727,188	643,174	600,000	666,125	600,000	600,000
501-503-72030	Telephone	1,047	895	2,996	6,218	1,500	6,733	4,000	7,500
501-503-80010	Water Purchases	747,418	750,189	606,223	1,014,718	1,057,000	823,031	1,000,000	945,000
501-503-80070	Miscellaneous Items	7,548	1,777	265	-	-	-	-	-
501-503-82030	Equipment Rental	200	96	317	316	3,500	1,308	3,500	15,000
501-503-84010	Office Equip Repairs & Maint	139	396	665	602	500	797	500	500
501-503-84020	Major Equip Repairs & Maint.	54,554	23,553	119,017	103,021	60,000	137,502	75,000	100,000
501-503-84030	Bldg Repairs, Maint & Security	45	3,204	623	3,735	75,000	44,886	50,000	75,000
501-503-84051	Grounds Chemicals & Maint.	-	1,295	6	-	7,500	7,390	7,500	7,500
501-503-84060	Vehicle Repairs & Maintenance	8,488	5,666	5,717	4,288	8,000	795	8,000	4,000
501-503-84072	Safety Equip. Repairs & Maint.	3,156	6,350	2,321	3,415	4,000	7,806	4,000	3,000
501-503-86010	Training, Travel, & Conference	1,228	3,667	4,711	11,847	25,000	5,294	25,000	15,000
501-503-86030	Subs., Dues, & Publications	-	-	-	-	-	2,293	-	-
501-503-86032	Cert, Renewal, Subs & Dues	3,248	1,520	2,046	916	1,500	648	1,500	1,500
501-503-88010	City Attorney Fees	-	-	-	29	-	125	1,500	2,500
501-503-88020	Outside Attorney Fees	-	-	-	-	-	6,478	-	-
501-503-88040	Computer Program & Consulting	-	10,860	88	2,124	3,675	10,418	5,000	2,500
501-503-88060	Medical - General	-	753	816	791	470	625	500	-
501-503-88071	Westlands Coalinga Canal Maint	235,992	263,297	177,876	118,050	210,000	215,618	250,000	220,000
501-503-88070	USBR Maint & Restoration Fees	-	-	-	-	-	-	-	-
501-503-88081	Outside Laboratory	23,202	14,766	15,246	18,983	35,000	27,711	35,000	15,000
501-503-88100	Professional Services	100,455	155,540	174,536	236,425	100,000	358,080	125,000	175,000
501-503-88130	Grant Writing/Application	-	-	-	-	-	-	-	15,000
501-503-89010	Personnel Advertising	-	-	-	-	-	5	25	25
501-503-89020	Interview Expenses	-	-	-	-	-	-	10	10
501-503-89040	Physical w/Drug & Alcohol Test	237	206	315	-	-	682	300	300
501-503-89070	Fingerprinting	-	-	-	-	-	118	60	60
501-503-90010	Liability & Property Insurance	7,666	14,576	18,822	18,707	-	19,520	18,707	20,500
501-503-90040	Claims & Judgments	-	-	-	-	-	-	-	-
501-503-92090	Taxes, Licenses, & Fees	18,905	38,144	9,093	18,204	20,000	17,845	20,000	50,000
501-503-9402	Bad Debt Expense	-	1,620	-	-	-	-	-	-
501-503-94031	Amortization Expense	-	23	-	-	-	-	-	-
501-503-94040	Cost Allocation Utility Bill	57,558	-	-	-	-	-	-	-
501-503-94050	Overhead Allocation General	134,098	115,021	8,604	7,042	-	5,509	-	-
501-503-96037	1993 Water Plant Expan. Princ	-	-	-	-	-	-	-	-
501-503-96041	1993 Water Plant Expan. Int.	37,100	22,856	7,784	-	-	-	-	-
501-503-9613	1994 USBR Voluntary Principal	-	-	-	-	-	-	-	-
501-503-9614	1994 USBR Voluntary Interest	2,537	-	-	-	-	-	-	-
501-503-96047	2000 Bonds CIP Interest	-	-	-	-	-	-	-	-
501-503-96051	2012 Water Rev Bonds-Principal	-	-	-	-	160,000	-	165,000	170,000
501-503-96053	2012 Water Rev Bonds-Interest	470,492	470,492	470,493	470,493	465,610	-	460,330	454,555
501-503-96500	Fiscal Agent Fees	2,310	2,200	2,200	2,365	3,000	2,365	3,000	3,000
501-503-98030	Office Furniture & Equipment	-	667	-	-	-	-	-	2,000
501-503-98040	Major Machinery & Equipment	4,975	10,504	116,028	139,974	300,000	206,307	300,000	250,000
501-503-98052	Improvements (Turbidimeters)	8,618	-	-	-	-	-	20,000	-
501-503-98053	Derrick Reservoir Valve Replac	-	-	-	-	-	-	-	-
501-503-98056	Ammonia Analyzer Replacement	-	-	-	-	-	-	-	-
501-503-98057	Alum Sludge Removal	-	-	-	-	-	-	200,000	100,000
501-503-98058	Filter Media Replacement	-	-	-	-	-	-	50,000	-
501-503-98081	Disinfection Byproducts Study	-	-	-	-	-	-	-	-
501-503-98090	SCBA 2 Unit Purchase	-	-	-	-	7,000	6,292	-	-
501-503-98110	Calaveras Reservoir Inlet Rep.	-	-	-	4,120	-	-	-	-
501-503-98441	Water Revenue Bond Projects	-	-	(2,116)	(28,947)	1,355,700	86,733	-	1,200,000
501-503-98450	Palmer Reservoir Bond Project	-	-	-	-	-	-	-	-
501-503-98460	Sodium Hypochlorite Tank Replace	-	-	-	-	-	-	-	-
501-503-98480	Change in Accounting Principle	-	-	-	-	-	-	-	-
O & M Cost:		2,785,600	3,083,249	2,847,832	3,100,416	5,087,955	2,984,771	3,852,432	4,861,950
Water Plant Total:		3,100,557	3,617,922	3,264,815	3,593,303	5,734,147	3,495,250	4,536,474	5,646,306

CITY OF COALINGA
FY 2020-2021 Adopted Budget
Water Enterprise Fund
Detail - Revenue and Expense

Account	Description	2015 Actual	2016 Actual	2017 Actual	2018 Actual	2019 Adopted	2019 Actual	2020 Adopted	2021 Adopted
Water Distribution Division									
501-508-60010	Salaries Regular	211,529	283,846	246,829	251,252	306,878	211,762	247,939	298,127
501-508-60020	Salaries Part Time	155	1,424	174	10,044	-	17,771	-	-
501-508-60030	Salaries Overtime	13,065	12,347	14,311	21,376	13,600	27,340	13,600	13,600
501-508-60050	Salaries Cash Outs	1,941	3,978	3,104	4,564	20,270	563	20,270	20,270
501-508-62000	Retirement CALPERS	16,712	22,045	21,760	20,152	26,299	17,225	21,463	29,058
501-508-62020	Medical/Life Insurance	42,769	55,478	43,658	52,100	78,768	47,882	63,830	68,310
501-508-62030	Social Security FICA	13,653	17,627	15,565	17,478	19,026	15,480	15,372	18,484
501-508-62040	Medicare Insurance	3,193	4,158	3,704	4,156	4,450	3,690	3,595	4,323
501-508-62050	Disability Income Insurance	209	436	216	887	200	331	200	200
501-508-62060	Deferred Comp - 457 Retirement	3,321	5,323	4,900	4,913	4,603	4,383	3,719	4,472
501-508-62070	Workers Comp. Insurance	(8,860)	10,812	13,057	17,775	36,825	15,768	29,753	35,775
501-508-62080	Uniform Allowance	390	390	355	427	390	390	390	390
501-508-62100	Accrued Comp	(10,003)	(1,180)	(1,458)	1,522	-	-	-	-
501-508-62200	Retirement CalPERS UL	-	-	-	-	767	-	3,296	3,006
501-508-62210	Unemployment Claims	-	928	-	-	3,069	-	2,479	2,981
	Personnel Cost:	288,073	417,612	366,175	406,646	515,145	362,585	425,906	498,996
501-500-94020	Bad Debt Expense	16,160	41,468	6,218	-	10,000	-	10,000	10,000
501-508-70010	Office Supplies	337	227	442	616	500	570	500	500
501-508-70030	Postage & Freight Out	-	6,583	32	15	100	77	100	100
501-508-70040	Printing & Binding	-	2,541	2	24	25	-	25	25
501-508-70060	Small Tools & Equipment	1,419	270	1,219	764	2,500	2,134	7,500	5,000
501-508-70100	Uniforms	841	643	301	1,860	1,370	2,425	1,370	1,500
501-508-70101	Uniforms-Safety Equipment	-	-	-	-	-	-	5,000	5,000
501-508-70130	Street Materials	996	442	1,071	864	40,000	15,369	30,000	15,000
501-508-70140	Utility Parts & Supplies	13,648	14,092	15,088	12,655	20,000	23,406	30,000	30,000
501-508-70160	Gasoline & Diesel	7,134	5,770	4,027	5,262	7,500	6,572	7,500	6,500
501-508-70440	Miscellaneous Supplies	278	-	208	100	300	376	300	-
501-508-72020	Electric	1,571	1,625	3,395	2,488	2,000	2,358	2,000	2,000
501-508-72030	Telephone	-	85	-	282	-	479	1,000	3,000
501-508-84010	Office Equip, Repairs & Maint.	98	304	205	369	10,000	2,089	10,000	4,000
501-508-84030	Buildings Repairs & Maint.	3,471	447	99	690	600	683	1,000	2,000
501-508-84060	Vehicle Parts, Repairs & Maint	3,487	4,063	4,847	2,711	4,000	3,314	4,000	4,000
501-508-84070	Misc. Repairs & Maint	-	-	-	-	-	-	-	-
501-508-86010	Training, Travel, & Conference	54	736	1,196	6,858	10,000	10,836	10,000	10,000
501-508-86030	Subs., Dues, & Publications	413	413	420	870	750	2,682	750	3,000
501-508-88010	City Attorney Fees	-	-	-	29	-	40	150	1,000
501-508-88040	Computer Program & Consulting	-	8,944	238	798	200	925	800	1,500
501-508-88060	Medical - General	-	163	125	149	350	298	350	-
501-508-88100	Professional Services	4,391	35,874	24,440	12,005	20,000	46,207	25,000	30,000
501-508-88121	Geographic Information Systems	3,213	462	462	2,475	8,000	2,052	8,000	8,000
501-508-88130	Grant Writing/Application	-	-	-	-	8,000	-	8,000	8,000
501-508-88140	Water Conservation Plan BMP	-	-	-	-	-	-	-	-
501-508-89010	Personnel Advertising	-	-	-	-	82	4	100	100
501-508-89020	Interview Expenses	-	-	-	-	4	-	10	10
501-508-89040	Physical w/Drug & Alcohol Test	-	15	50	-	328	580	330	330
501-508-89070	Fingerprinting	-	-	-	-	58	82	60	60
501-508-90010	Liability & Property Insurance	5,156	10,368	13,248	17,139	13,305	15,243	13,305	14,600
501-508-90040	Claims & Judgments	1,445	1,438	20,462	4,538	-	-	-	-
501-508-92080	Miscellaneous Expense	-	-	-	146,837	-	-	-	-
501-508-92090	Taxes, Licenses, & Fees	106	173	15,147	15,280	20,000	15,495	20,000	20,000
501-508-94010	Depreciation Expense	346,047	440,349	422,543	427,460	-	-	-	-
501-508-94020	Bad Debt Expense	-	1,313	-	-	-	-	-	-
501-508-94030	Cash Short/Over	-	19	-	-	-	-	-	-
501-508-94040	Cost Allocation Utility Bill	106,894	-	-	-	-	-	-	-
501-508-94050	Overhead Allocation General	101,162	93,236	504	7,042	-	5,509	-	-
501-508-98030	Office Furniture & Equipment	-	541	-	-	-	-	-	-
501-508-98040	Major Machinery & Equipment	371	5,528	3,500	12,233	110,000	93,620	80,000	80,000
501-508-98054	Water Meters	23,078	15,282	51,981	122,972	100,000	45,503	80,000	50,000

CITY OF COALINGA
FY 2020-2021 Adopted Budget
Water Enterprise Fund
Detail - Revenue and Expense

Account	Description	2015 Actual	2016 Actual	2017 Actual	2018 Actual	2019 Adopted	2019 Actual	2020 Adopted	2021 Adopted
501-508-98550	Plaza Beautification/Reconst.	80	-	-	-	-	-	-	-
501-508-98940	2016 Alley Paving Project	-	-	-	448	-	6,385	-	-
501-508-98950	Forest Ave 1st-Elm Ave St Project	-	-	-	-	-	-	16,500	-
	O & M Cost:	641,848	693,414	591,470	805,833	389,972	305,313	373,650	315,225
Water Distribution Total:		929,922	1,111,026	957,645	1,212,479	905,117	667,898	799,556	814,221
TOTAL EXPENSE:		4,030,479	4,728,948	4,622,522	5,111,762	6,894,034	4,432,837	5,600,553	6,772,303



Gas Enterprise Fund

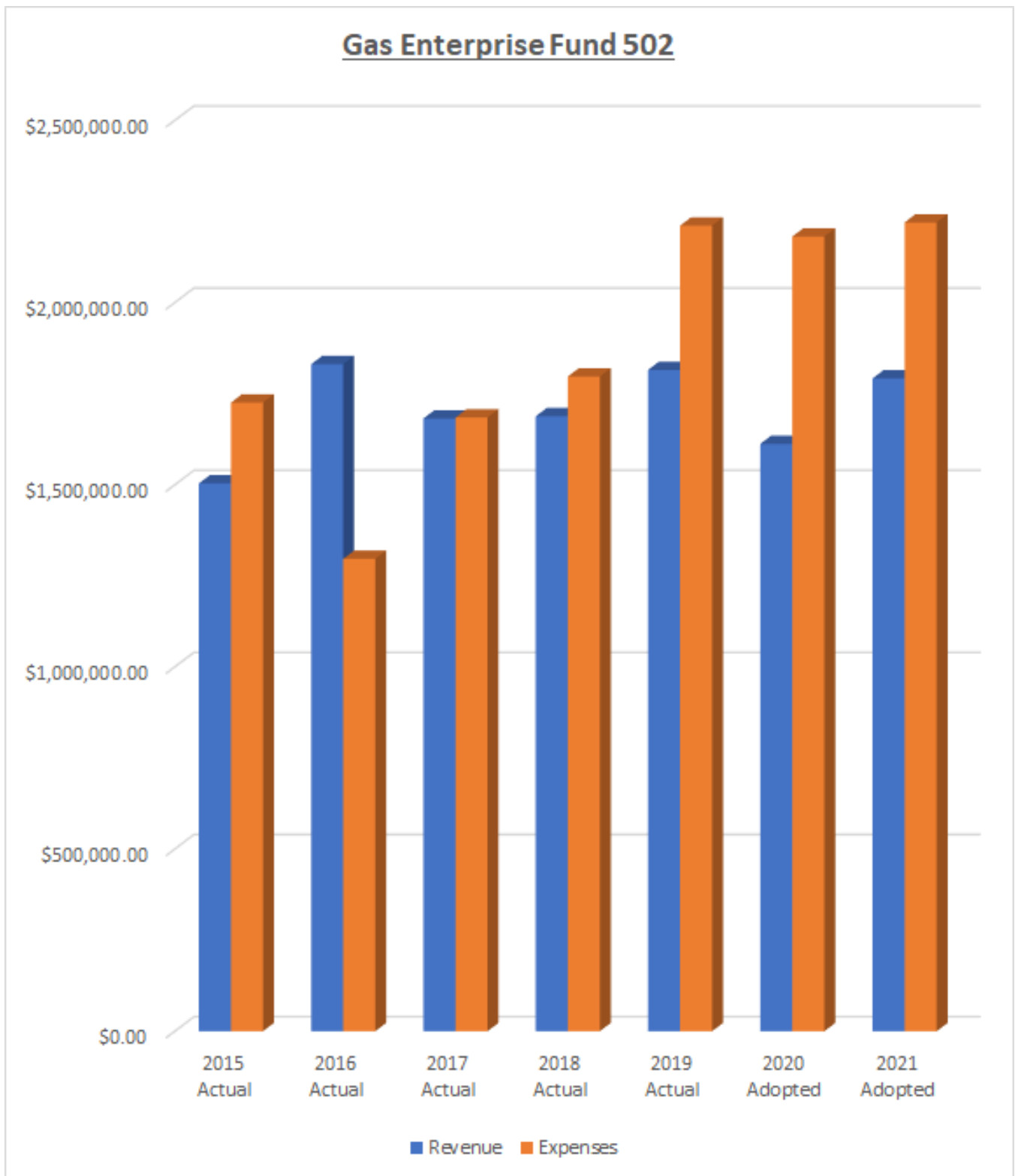
FUND 502

City of Coalinga
 Gas Enterprise Fund 502
 Revenue and Expense
FY 2020-2021 Adopted Budget

	2015 Actual	2016 Actual	2017 Actual	2018 Actual	2019 Adopted	2019 Actual (Unaudited)	2020 Adopted	2021 Adopted
Beginning Fund Balance	2,611,346	2,415,985	3,319,745	3,317,207	3,208,317	3,208,317	2,812,104	2,242,819
Revenue:	1,503,868	1,831,039	1,681,934	1,688,176	1,612,000	1,815,121	1,612,000	1,792,000
Expense:	1,725,389	1,296,767	1,684,472	1,797,066	2,166,029	2,211,334	2,181,285	2,220,000
Variance: Revenue vs Expense	(221,521)	534,272	(2,538)	(108,890)	(554,029)	(396,213)	(569,285)	(428,000)
Prior Period Adjustment	26,160	326,000	-					
Consolidation of Fund 651		43,488	-					
Ending Fund Balance	2,415,985	3,319,745	3,317,207	3,208,317	2,654,288	2,812,104	2,242,819	1,814,819

CITY OF COALINGA

Fiscal Year 2020-2021 Adopted Budget



CITY OF COALINGA
FY 2020-2021 Adopted Budget
Gas Enterprise Fund
Detail - Revenue and Expense

Account	Description	2015 Actual	2016 Actual	2017 Actual	2018 Actual	2019 Adopted	2019 Actual	2020 Adopted	2021 Adopted
							(Unaudited)		
Fund 502 - GAS ENTERPRISE FUND									
502-400-44010	Interest Earned	1,930	939	3,647	12,790	4,000	19,739	4,000	4,000
502-400-46980	U.B. Late Fees	-	31,163	40,385	29,323		6,948	-	-
502-400-46990	UB Service Charges (I.e,NSF)	-	815	592	(577)		54	-	-
502-400-48100	Collections Kings Credit	-	2,614	2,494	1,443		-	-	-
502-400-48160	Miscellaneous Revenues	-	185,617	-	-		-	-	-
502-400-52010	Natural Gas Sales	1,447,519	1,607,153	1,628,816	1,616,397	1,600,000	1,730,518	1,600,000	1,780,000
502-400-52020	Installation Charges	-	1,519	6,000	28,800	5,000	57,862	5,000	5,000
502-400-52030	Account Service Charges	54,420	1,219	-	-	3,000	-	3,000	3,000
TOTAL REVENUE:		1,503,868	1,831,039	1,681,934	1,688,176	1,612,000	1,815,121	1,612,000	1,792,000
EXPENSE									
Finance Division-Moved from Fund 651 Utility Billing									
502-406-60010	Salaries Regular	-	-	55,653	80,006	93,685	99,379	103,967	125,942
502-406-60020	Salaries Part Time	-	-	45	-	-	-	-	-
502-406-60030	Salaries Overtime	-	-	94	299	203	769	203	203
502-406-60050	Salaries Cash Outs	-	-	413	582	806	27	806	806
502-406-62000	Retirement CALPERS	-	-	4,537	6,079	7,977	7,828	8,714	11,666
502-406-62020	Medical/Life Insurance	-	-	10,930	16,306	19,822	16,829	25,477	21,622
502-406-62030	Social Security FICA	-	-	3,348	5,051	5,808	6,146	6,446	7,808
502-406-62040	Medicare Insurance	-	-	786	1,187	1,358	1,442	1,508	1,826
502-406-62050	Disability Income Insurance	-	-	135	774	182	217	182	182
502-406-62060	Deferred Comp - 457 Retirement	-	-	793	1,650	1,639	2,322	1,819	2,204
502-406-62070	Workers Comp. Insurance	-	-	2,685	2,814	11,242	4,366	12,476	15,113
502-406-62080	Uniform Allowance	-	-	-	-	42	-	42	42
502-406-62100	Accrued Comp	-	-	411	(1,059)	-	-	-	-
502-406-62200	Retirement CalPERS UL	-	-	-	-	234	-	981	1,173
502-406-62210	Unemployment Insurance	-	-	1,008	394	937	283	1,040	1,259
Personnel Cost:		-	-	80,838	114,083	143,935	139,608	163,661	189,846
502-406-70010	Office Supplies	-	-	374	1,507	1,200	2,336	1,500	1,500
502-406-70030	Postage & Freight Out	-	-	5,684	10,371	8,400	11,718	10,500	10,500
502-406-70040	Printing & Binding	-	-	4,174	5,534	3,600	11,267	5,500	500
502-406-70160	Gasoline & Diesel	-	-	1,114	2,095	1,860	3,129	2,000	2,000
502-406-72030	Telephone	-	-	97	2,357	120	4,230	2,500	2,500
502-406-84010	Office Equip Repairs & Maint	-	-	251	1,182	1,200	2,340	1,200	1,200
502-406-86010	Training, Travel, & Conference	-	-	183	763	600	282	600	600
502-406-86030	Subs, Dues & Publications	-	-	20	85	100	564	100	600
502-406-88030	Accounting/Auditing	-	-	-	914	-	8,606	1,000	8,500
502-406-88040	Computer Programming/Consult.	-	-	4,067	27,592	46,990	38,887	25,000	25,000
502-406-88060	Medical - General	-	-	-	-	120	-	120	120
502-406-88100	Professional Services	-	-	-	-	-	7,858	-	4,000
502-406-88103	Other Professional Services	-	-	24,894	8,246	4,500	364	4,500	500
502-406-89010	Personnel Advertising	-	-	-	-	30	2	30	30
502-406-89020	Interview Expense	-	-	-	-	2	-	5	5
502-406-89040	Physical w/Drug & Alcohol Test	-	-	114	-	120	61	120	120
502-406-89070	Fingerprinting	-	-	-	-	21	12	25	25
502-406-90010	Liability & Property Insurance	-	-	2,742	4,727	5,000	4,601	5,000	5,500
502-406-92090	Taxes, Licenses, & Fees	-	-	-	-	-	1,126	-	3,500
502-406-94030	Cash Short/Over	-	-	10	(8)	30	-	30	30
502-406-98030	Office Furniture & Equipment	-	-	1,224	185	1,500	798	1,500	1,500
502-406-98040	Major Machinery & Equipment	-	-	-	-	-	-	-	-
502-406-94020	Bad Debt Expense	-	-	(8,151)	23,610	4,500	-	4,500	4,500
O & M Cost:		-	-	36,797	89,160	79,893	98,181	65,730	72,730

CITY OF COALINGA
FY 2020-2021 Adopted Budget
Gas Enterprise Fund
Detail - Revenue and Expense

Account	Description	2015 Actual	2016 Actual	2017 Actual	2018 Actual	2019 Adopted	2019 Actual	2020 Adopted	2021 Adopted
FINANCE TOTAL EXPENSE:		-	-	117,635	203,243	223,828	237,789	229,391	262,576
GAS OPERATIONS									
502-510-60010	Salaries Regular	189,963	276,362	264,320	280,115	295,184	244,938	294,996	341,241
502-510-60020	Salaries Part Time	157	1,451	176	10,044	-	17,771	-	-
502-510-60030	Salaries Overtime	13,066	12,350	14,311	21,383	13,600	27,340	13,600	13,600
502-510-60050	Salaries Cash Outs	2,148	3,981	3,104	4,854	19,629	1,050	19,629	19,629
502-510-62000	Retirement CALPERS	17,564	22,150	23,329	55,039	25,403	19,570	25,399	33,360
502-510-62020	Medical/Life Insurance	44,025	56,081	46,617	56,282	72,653	52,601	75,052	91,819
502-510-62030	Social Security FICA	14,390	17,709	16,610	19,302	18,301	17,576	18,290	21,157
502-510-62040	Medicare Insurance	3,365	4,177	3,949	4,583	4,280	4,180	4,277	4,948
502-510-62050	Disability Income Insurance	286	438	215	2,319	200	496	200	200
502-510-62060	Deferred Comp - 457 Retirement	3,322	5,329	5,574	5,938	2,952	5,653	2,950	3,412
502-510-62070	Workers Comp. Insurance	(8,723)	11,488	14,339	18,414	35,422	15,199	35,400	40,949
502-510-62080	Uniform Allowance	8	390	390	-	400	400	400	400
502-510-62100	Accrued Comp	(10,915)	2,328	3,544	(2,185)	-	-	-	-
502-510-62200	Retirement CalPERS UL	-	-	-	-	2,650	-	3,365	3,327
502-510-62210	Unemployment Claims	-	935	-	-	2,952	-	2,950	3,412
Personnel Cost:		268,656	415,169	396,478	476,088	493,626	406,774	496,508	577,454
502-500-94020	Bad Debt Expense	16,576	16,718	4,516	-	10,000	-	10,000	10,000
502-510-70010	Office Supplies	807	569	326	499	850	544	850	250
502-510-70030	Postage & Freight Out	26	6,675	46	171	156	2	156	150
502-510-70040	Printing & Binding	-	2,560	2	39	25	-	25	25
502-510-70060	Small Tools & Equipment	2,093	645	622	861	1,500	1,836	10,000	5,000
502-510-70100	Uniforms	408	304	301	1,837	1,370	2,424	1,370	3,500
502-510-70101	Uniforms-Safety Equipment	-	-	-	-	-	-	5,000	5,000
502-510-70130	Street Materials	798	44	-	-	1,200	2,969	9,200	5,000
502-510-70140	Utility Parts & Supplies	8,748	3,689	8,383	13,153	20,000	22,199	20,000	20,000
502-510-70160	Gasoline & Diesel	6,456	5,778	4,031	5,262	9,500	6,591	9,500	7,000
502-510-70440	Miscellaneous Supplies	153	210	288	453	400	578	400	400
502-510-72020	Electric	6,093	6,793	6,640	7,461	6,800	7,523	6,800	8,000
502-510-72030	Telephone	1,406	1,109	2,868	2,861	2,100	3,227	7,100	6,000
502-510-80020	PG&E Wholesale Transportation	126,889	122,198	282,195	311,803	260,000	338,815	260,000	346,000
502-510-80030	Gas Purchases for Resale	608,001	484,486	654,870	543,714	650,000	916,329	787,500	625,000
502-510-80100	Gas Assistance Program	1,424	2,025	1,805	906	7,500	3,265	7,500	7,500
502-510-84010	Office Equip Repairs & Maint	254	817	208	679	1,000	1,655	2,000	3,500
502-510-84020	Major Equip Repairs & Maint.	-	-	-	-	-	-	-	-
502-510-84030	Buildings Repairs & Maint.	7,196	-	4,005	6,525	8,000	1,805	8,000	8,000
502-510-84060	Vehicle Parts, Repairs & Maint	10,737	6,426	7,991	2,705	10,000	2,967	10,000	5,000
502-510-86010	Training, Travel, & Conference	1,913	1,925	2,917	4,103	25,000	558	25,000	20,000
502-510-86030	Subs., Dues, & Publications	-	-	2,731	2,385	500	6,637	5,500	5,500
502-510-88010	City Attorney Fees	-	-	-	58	-	41	200	3,000
502-510-88040	Computer Program & Consulting	-	8,894	150	1,914	1,750	2,296	1,750	4,000
502-510-88060	Medical - General	-	163	125	149	332	298	335	335
502-510-88100	Professional Services	28,771	31,121	35,185	60,229	30,000	50,481	30,000	100,000
502-510-88121	Geographic Information Systems	12,832	3,358	1,846	4,850	20,000	2,052	20,000	15,000
502-510-88130	Grant Writing/Application	-	-	2,568	-	6,000	-	6,000	800
502-510-89010	Personnel Advertising	-	-	-	-	83	4	85	85
502-510-89020	Interview Expenses	-	-	-	-	4	-	5	5
502-510-89040	Physical w/Drug & Alcohol Test	-	38	50	-	332	580	335	335
502-510-89070	Fingerprinting	-	-	-	-	58	82	60	60
502-510-90010	Liability & Property Insurance	5,423	11,140	14,593	18,166	14,115	14,691	14,115	15,525
502-510-90041	Settlements & Judgments	1,445	438	-	-	-	-	-	-
502-510-9208	Miscellaneous Expense	263	-	-	-	-	-	-	-

CITY OF COALINGA
FY 2020-2021 Adopted Budget
Gas Enterprise Fund
Detail - Revenue and Expense

Account	Description	2015 Actual	2016 Actual	2017 Actual	2018 Actual	2019 Adopted	2019 Actual	2020 Adopted	2021 Adopted
502-510-92090	Taxes, Licenses, & Fees	-	-	-	608	-	-	-	-
502-510-94010	Depreciation Expense	39,767	42,835	41,249	44,425	-	-	-	-
502-510-9402	Bad Debt Expense	-	1,323	-	-	-	-	-	-
502-510-94030	Cash Short/Over	-	19	-	-	-	-	-	-
502-510-94040	Cost Allocation Utility Bill	61,064	-	-	-	-	-	-	-
502-510-94050	General Fund Overhead Allocat.	144,534	93,909	1,700	3,018	-	5,008	-	-
502-510-94060	Service Center Allocation	-	-	-	-	-	51	-	-
502-510-94080	Police Dept. Services Fees	326,000	-	-	-	-	-	-	-
502-510-98030	Office Furniture & Equipment	-	545	-	-	-	-	-	-
502-510-98040	Major Machinery & Equipment	3,071	-	-	4,669	110,000	130,712	80,000	100,000
502-510-98071	Gas Meter Purchases	33,585	24,844	88,148	74,034	100,000	37,726	80,000	50,000
502-510-98550	Plaza Beautification/Reconst.	-	-	-	-	-	-	-	-
502-510-98940	2016 Alley Paving Project	-	-	-	198	150,000	2,825	-	-
502-510-98950	Forest Ave 1st-Elm Ave St Proj	-	-	-	-	-	-	36,600	-
	O & M Cost:	1,456,733	881,598	1,170,359	1,117,735	1,448,575	1,566,771	1,455,386	1,379,970
	GAS OPERATIONS TOTAL EXPENSE:	1,725,389	1,296,767	1,566,837	1,593,823	1,942,201	1,973,545	1,951,894	1,957,424



Wastewater Enterprise Fund

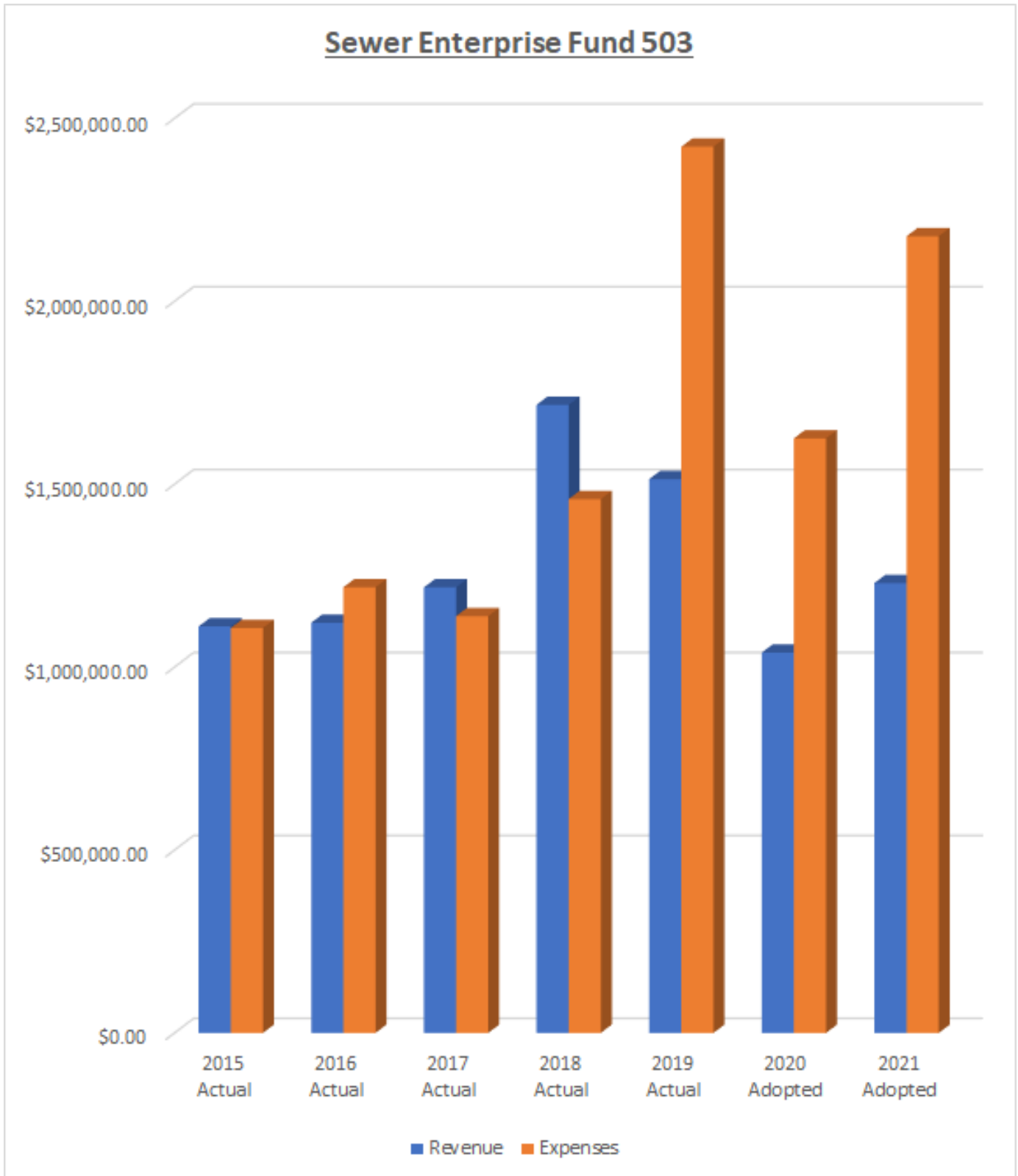
FUND 503

City of Coalinga
Wastewater (Sewer) Enterprise Fund 503
Revenue and Expense
FY 2020-2021 Adopted Budget

	2015 Actual	2016 Actual	2017 Actual	2018 Actual	2019 Adopted	2019 Actual (Unaudited)	2020 Adopted	2021 Adopted
Beginning Fund Balance	6,651,991	6,369,272	6,321,574	6,400,396	6,657,683	6,657,683	6,863,324	6,277,437
Revenue:	1,111,456	1,121,352	1,218,090	1,716,642	1,028,200	1,513,648	1,039,500	1,229,500
2012 Sewer Bond Proceeds	-	-	-	-	560,709	-	-	441,352
Total Revenue:	1,111,456	1,121,352	1,218,090	1,716,642	1,588,909	1,513,648	1,039,500	1,670,852
Expense:								
Finance	-	-	103,366	172,479	163,298	170,423	159,803	194,261
Wastewater Plant	847,268	901,281	867,463	998,191	1,678,755	722,049	959,777	1,098,581
2012 Sewer Bond Project								441,352
Wastewater Collection	259,737	225,215	168,439	228,869	580,706	325,313	505,807	443,670
2012 Sewer Bond Project	-	91,944	-	59,816	-	90,222	-	-
Total Expense:	1,107,005	1,218,440	1,139,268	1,459,355	2,422,759	1,308,007	1,625,387	2,177,864
Variance: Revenue vs Expense	4,451	(97,088)	78,822	257,287	(833,850)	205,641	(585,887)	(507,012)
Prior Period Adjustment	(287,170)	0						
Consolidation of Fund 651		49390	0					
Ending Fund Balance	6,369,272	6,321,574	6,400,396	6,657,683	5,823,833	6,863,324	6,277,437	5,770,425

CITY OF COALINGA

Fiscal Year 2020-2021 Adopted Budget



CITY OF COALINGA
FY 2020-2021 Adopted Budget
Wastewater Enterprise Fund
Detail - Revenue and Expense

Account	Description	2015 Actual	2016 Actual	2017 Actual	2018 Actual	2019 Adopted	2019 Actual (Unaudited)	2020 Adopted	2021 Adopted
FUND 503 - WASTEWATER ENTERPRISE FUND									
503-400-44010	Interest Earned	2,406	1,375	6,340	23,688	3,500	-	3,500	3,500
503-400-44020	Land Rentals	22,700	45,400	22,700	45,400	22,700	20,350	34,000	34,000
503-400-46922	Use of 2012 Sewer Bond Proceeds	-	-	-	-	560,709	-	-	441,352
503-400-46980	UB Late Fees	-	21,230	29,215	29,731	-	4,216	-	-
503-400-46990	UB Service Charges (I.e, NSF)	-	556	428	(1,125)	-	215	-	-
503-400-48100	Collections Kings Credit	-	1,780	1,804	1,463	-	-	-	-
503-400-48160	Miscellaneous Revenues	37,013	-	155	-	-	-	-	-
503-400-53010	Sewer Service	1,047,961	1,050,761	1,075,871	1,151,502	1,000,000	951,446	1,000,000	1,190,000
503-400-53020	Sewer Connection Fees	1,376	250	1,500	11,000	2,000	11,625	2,000	2,000
503-400-53030	Account Service Charges	-	-	-	-	-	-	-	-
503-400-53040	Effluent Sewer Charges	-	-	-	-	-	-	-	-
503-400-53050	Sewer Dev. Impact Fees	-	-	80,077	454,983	-	525,796	-	-
	TOTAL REVENUE:	1,111,456	1,121,352	1,218,090	1,716,642	1,588,909	1,513,648	1,039,500	1,670,852

EXPENSE

Finance Division-Moved from Fund 651 Utility Billing

503-406-60010	Salaries Regular			40,190	52,590	61,574	65,332	68,331	87,438
503-406-60020	Salaries Part Time			32	-	-	-	-	-
503-406-60030	Salaries Overtime			68	197	135	506	135	135
503-406-60050	Salaries Cash Outs			299	380	537	18	537	537
503-406-62000	Retirement CALPERS			3,243	3,992	5,243	5,146	5,727	8,119
503-406-62020	Medical/Life Insurance			7,894	10,700	13,028	11,063	16,744	14,125
503-406-62030	Social Security FICA			2,422	3,320	3,818	4,041	4,236	5,421
503-406-62040	Medicare Insurance			569	780	893	948	991	1,268
503-406-62050	Disability Income Insurance			98	465	120	143	120	120
503-406-62060	Deferred Comp - 457 Retirement			572	1,084	1,078	1,527	1,196	1,530
503-406-62070	Workers Comp. Insurance			1,942	1,851	7,389	2,870	8,200	10,493
503-406-62080	Uniform Allowance			-	-	28	-	28	28
503-406-62100	Accrued Comp			261	204	-	-	-	-
503-406-62200	Retirement CalPERS UL			-	-	154	-	645	803
503-406-62210	Unemployment Insurance			729	259	616	186	683	874
	Personnel Cost:	-	-	58,319	75,822	94,613	91,780	107,573	130,891
503-406-70010	Office Supplies			270	899	750	1,395	900	1,000
503-406-70030	Postage & Freight Out			4,103	6,831	5,600	7,697	6,000	6,000
503-406-70040	Printing & Binding			3,013	3,644	2,400	7,406	3,700	4,000
503-406-70160	Gasoline & Diesel			806	1,396	1,240	2,250	1,500	1,500
503-406-72030	Telephone			70	1,358	80	2,191	1,400	1,500
503-406-84010	Office Equip Repairs & Maint			180	700	600	1,657	700	1,500
503-406-86010	Training, Travel, & Conference			133	490	400	186	400	800
503-406-86030	Subs, Dues & Publications			14	56	100	371	100	150
503-406-88030	Accounting/Auditing			-	914	-	8,606	1,000	7,500
503-406-88040	Computer Programming/Consult.			2,942	26,381	46,990	37,260	26,000	26,000
503-406-88060	Medical - General			-	-	80	-	80	80
503-406-88100	Professional Services			-	-	-	5,129	-	3,000
503-406-88103	Other Professional Services			18,005	5,254	3,000	239	3,000	500
503-406-89010	Personnel Advertising			-	-	20	1	20	20
503-406-89020	Interview Expense			-	-	1	-	5	5
503-406-89040	Physical w/Drug & Alcohol Test			83	-	80	40	80	80
503-406-89070	Fingerprinting			-	-	14	8	15	15
503-406-90010	Liability & Property Insurance			1,984	3,077	3,100	2,993	3,100	3,400
503-406-92090	Taxes, Licenses, & Fees			-	203	210	740	210	2,300
503-406-94030	Cash Short/Over			7	(8)	20	-	20	20
503-406-98030	Office Furniture & Equipment			886	121	1,000	474	1,000	1,000
503-406-98040	Major Machinery & Equipment			-	-	-	-	-	-
503-406-94020	Bad Debt Expense			12,551	45,341	3,000	-	3,000	3,000

CITY OF COALINGA
FY 2020-2021 Adopted Budget
Wastewater Enterprise Fund
Detail - Revenue and Expense

Account	Description	2015 Actual	2016 Actual	2017 Actual	2018 Actual	2019 Adopted	2019 Actual	2020 Adopted	2021 Adopted
	O & M Cost:	-	-	45,047	96,657	68,685	78,643	52,230	63,370
	FINANCE TOTAL EXPENSE:	-	-	103,366	172,479	163,298	170,423	159,803	194,261

Wastewater Plant Division

503-520-60010	Salaries Regular	74,021	145,228	120,371	127,169	205,330	159,015	211,314	232,592
503-520-60020	Salaries Part Time	8,436	10,480	2,564	12,147	-	14,173	-	-
503-520-60030	Salaries Overtime	14,399	17,483	18,129	21,691	16,000	18,017	16,000	16,000
503-520-60050	Salaries Cash Outs	487	755	930	1,710	1,400	744	1,400	1,400
503-520-62000	Retirement CALPERS	6,940	10,091	404	33,605	16,671	11,952	18,804	22,332
503-520-62020	Medical/Life Insurance	19,402	26,605	21,577	24,532	43,855	27,373	52,460	65,871
503-520-62030	Social Security FICA	7,392	10,280	8,506	9,888	12,730	11,549	13,101	14,421
503-520-62040	Medicare Insurance	1,729	2,432	2,041	2,381	2,977	2,770	3,064	3,373
503-520-62050	Disability Income Insurance	181	286	173	915	300	441	300	300
503-520-62060	Deferred Comp - 457 Retirement	1,719	3,083	2,546	2,659	2,567	3,532	2,641	2,907
503-520-62070	Workers Comp. Insurance	7,794	6,394	8,791	6,503	24,640	10,268	25,358	27,911
503-520-62081	Safety Boot Allowance	148	145	-	153	150	141	150	150
503-520-62100	Accrued Comp	(3,189)	(485)	918	663	-	-	-	-
503-520-62200	Retirement CalPERS UL	-	-	-	-	513	-	2,166	1,500
503-520-62210	Unemployment Insurance	-	473	2,568	206	2,053	-	2,113	2,326
	Personnel Cost:	139,458	233,250	189,518	244,222	329,186	259,975	348,871	391,083

503-520-70010	Office Supplies	20	148	341	523	500	306	500	500
503-520-70030	Postage & Freight Out	-	3,316	-	175	1,000	1	1,000	250
503-520-70040	Printing & Binding	-	1,295	1	7	1,000	22	1,000	250
503-520-70060	Small Tools & Equipment	150	-	1,328	5,078	4,000	2,260	4,000	3,000
503-520-70100	Uniforms	300	287	431	2,080	1,700	2,779	1,700	4,000
503-520-70140	Utility Parts & Supplies	14,564	6,096	7,913	20,812	20,000	8,649	20,000	20,000
503-520-70150	Vehicle Parts & Supplies	-	-	17	-	1,500	1,216	1,500	1,000
503-520-70160	Gasoline & Diesel	2,116	3,437	2,648	3,219	3,750	2,879	3,750	3,900
503-520-72010	Water, Gas, Sanitation & Sewer	12,095	13,765	11,050	13,934	8,500	8,213	8,500	13,000
503-520-72020	Electric	60,669	62,175	81,334	58,754	65,000	62,328	65,000	65,000
503-520-72030	Telephone	252	43	258	1,109	500	1,751	500	2,100
503-520-82030	Equipment Rental	-	2,175	-	721	5,000	(386)	5,000	5,000
503-520-84010	Office Equip Repairs & Maint	48	153	100	369	100	1,018	100	500
503-520-84020	Major Equip Repairs & Maint.	47,261	43,106	1,260	7,616	100,000	52,150	100,000	100,000
503-520-84030	Buildings Repairs & Maint.	-	3,656	1,586	1,625	30,000	464	15,000	10,000
503-520-84051	Grounds, Chemicals & Maint.	4,051	4,665	7,094	11,688	15,000	14,907	15,000	15,000
503-520-84060	Vehicle Parts, Repairs & Maint	-	630	412	1,868	2,000	167	2,000	1,000
503-520-84073	Safety Equipment	758	3,607	557	706	2,000	234	2,000	2,000
503-520-86010	Training, Travel, & Conference	151	691	1,187	1,544	2,000	2,881	2,000	5,000
503-520-86030	Subs., Dues & Publications	-	-	-	-	-	839	1,500	1,500
503-520-86033	Certifications, Renewals & Test	1,746	570	1,570	551	5,000	2,249	5,000	3,500
503-520-88010	City Attorney Fees	-	-	-	29	-	20	300	1,000
503-520-88020	Outside Attorney Fees	-	-	-	-	-	6,478	-	-
503-520-88040	Computer Program & Consulting	-	4,516	133	1,427	2,175	1,478	2,175	2,500
503-520-88060	Medical - General	-	630	350	339	160	252	160	-
503-520-88080	Laboratory	6,168	7,770	7,544	7,301	10,000	5,736	10,000	5,000
503-520-88100	Professional Services	19,102	10,641	32,348	136,506	75,000	86,002	75,000	82,000
503-520-88113	Sludge Removal Contract	-	-	-	-	-	2,210	10,000	10,000
503-520-88122	Sewer Master Plan	-	-	-	-	-	-	-	-
503-520-88130	Grant Writing/Application	-	-	-	-	-	-	-	10,000
503-520-89010	Personnel Advertising	-	-	-	-	-	2	25	-
503-520-89020	Interview Expense	-	-	-	-	-	-	10	-
503-520-89030	Employee Competency Testing	-	-	-	-	-	-	-	-
503-520-89040	Physical w/Drug & Alcohol Test	64	91	90	-	-	292	60	-
503-520-89070	Fingerprinting	-	-	-	-	-	51	60	-
503-520-90010	Liability & Property Insurance	3,262	6,519	9,177	10,012	8,000	9,963	8,000	8,800
503-520-92090	Taxes, Licenses & Fees	18,331	17,834	17,665	15,762	20,000	16,935	20,000	20,000
503-520-94010	Depreciation Expense	200,952	254,322	261,573	268,301	-	-	-	-
503-520-9402	Bad Debt Expense	-	669	-	-	-	-	-	-

CITY OF COALINGA
FY 2020-2021 Adopted Budget
Wastewater Enterprise Fund
Detail - Revenue and Expense

Account	Description	2015 Actual	2016 Actual	2017 Actual	2018 Actual	2019 Adopted	2019 Actual	2020 Adopted	2021 Adopted
503-520-94031	Amortization Expense	-	10	-	-	-	-	-	-
503-520-94040	Cost Allocation Utility Bill	22,500	-	-	-	-	-	-	-
503-520-94050	Overhead Allocation General	134,496	47,506	2,766	1,258	-	2,170	-	-
503-520-96020	1981 Revenue Bond Interest	-	-	-	-	-	-	-	-
503-520-96500	Fiscal Agent Fees	690	-	-	-	900	-	900	900
503-520-96057	CalPOP Energy Eff. Loan (PG&E)	-	-	-	-	46,377	-	23,118	-
503-520-96045	2012 Sewer Rev Bonds-Principal	-	-	-	-	50,000	-	50,000	55,000
503-520-96048	2012 Sewer Rev Bonds-Interest	149,273	149,275	149,273	149,273	147,698	-	146,048	144,298
503-520-98030	Office Furniture & Equipment	-	276	-	-	-	-	-	1,500
503-520-98040	Major Machinery and Equipment	-	5,406	75,473	31,382	150,000	165,558	-	100,000
503-520-98050	Improvements Other Than Bldgs.	-	-	-	-	-	-	-	-
503-521-98082	2012 Sewer Bond Capital Proj.	-	-	-	-	560,709	-	-	441,352
503-520-98280	Change in Accounting Principle	-	-	-	-	-	-	-	-
	O & M Cost:	699,018	655,280	675,479	753,969	1,339,569	462,074	600,906	1,138,850
	Wastewater Plant Total:	838,477	888,530	864,997	998,191	1,668,755	722,049	949,777	1,529,933
Wastewater Collection Division									
503-521-60010	Salaries Regular	73,181	96,360	93,149	100,923	107,323	93,573	107,902	120,493
503-521-60020	Salaries Part Time	40	498	45	2,631	-	4,443	-	-
503-521-60030	Salaries Overtime	5,711	6,000	3,725	5,514	3,600	6,900	3,600	3,600
503-521-60050	Salaries Cash Outs	489	1,391	1,181	2,027	5,407	744	5,407	5,407
503-521-62000	Retirement CALPERS	5,672	7,497	7,931	7,681	9,138	7,169	9,098	11,800
503-521-62020	Medical/Life Insurance	14,806	19,169	16,292	20,126	20,558	17,981	24,858	25,268
503-521-62030	Social Security FICA	4,758	6,066	5,752	6,666	6,654	6,235	6,690	7,471
503-521-62040	Medicare Insurance	1,113	1,446	1,397	1,627	1,556	1,527	1,565	1,747
503-521-62050	Disability Income Insurance	171	249	172	516	300	441	300	300
503-521-62060	Deferred Comp - 457 Retirement	937	1,972	2,644	3,138	2,146	3,128	2,158	2,410
503-521-62070	Workers Comp. Insurance	(2,315)	3,314	4,771	5,792	12,879	5,378	12,948	14,459
503-521-62080	Uniform Allowance	105	-	97	63	105	100	105	105
503-521-62100	Accrued Comp	(2,668)	(518)	1,090	519	-	-	-	-
503-521-62200	Retirement CalPERS UL	-	-	-	-	268	-	977	1,025
503-521-62210	Unemployment Claims	-	315	-	-	1,073	-	1,079	1,205
	Personnel Cost:	101,999	143,759	138,246	157,223	171,007	147,619	176,687	195,290
503-500-94020	Bad Debt Expense	8,791	12,751	2,466	-	10,000	-	10,000	10,000
503-521-70010	Office Supplies	11	73	18	61	20	95	20	200
503-521-70030	Postage & Freight Out	-	2,209	-	15	5	1	5	-
503-521-70040	Printing & Binding	-	863	1	24	6	-	6	-
503-521-70100	Uniforms	260	248	298	1,488	1,370	2,435	1,370	1,500
503-521-70101	Uniforms-Safety Equipment	-	-	-	-	-	-	5,000	5,000
503-521-70130	Street Materials	700	469	814	-	30,000	8,631	20,000	10,000
503-521-70140	Utility Parts & Supplies	4,548	3,183	1,716	5,266	3,524	5,909	5,600	5,000
503-521-70160	Gasoline & Diesel	3,952	4,689	4,002	5,262	5,000	6,572	5,000	6,000
503-521-70440	Miscellaneous Supplies	-	151	385	355	600	802	1,000	3,000
503-521-72010	Water, Gas, Sanitation & Sewer	1,466	1,246	1,642	2,082	1,850	1,549	1,850	1,500
503-521-72020	Electric	6,246	6,352	6,607	7,666	6,300	8,607	6,300	6,300
503-521-72030	Telephone	1,529	1,449	2,438	2,666	2,100	2,969	3,000	5,000
503-521-84010	Office Equip, Repairs & Maint.	148	94	53	304	500	756	1,000	1,500
503-521-84020	Major Equip Repairs & Maint.	-	1,651	2,292	1,500	25,000	7,613	15,000	15,000
503-521-84030	Buildings Repairs & Maint.	3,213	-	-	690	1,500	907	1,500	4,000
503-521-84060	Vehicle Parts, Repairs & Maint	2,608	6,546	661	4,270	6,500	2,108	6,500	20,000
503-521-86010	Training, Travel, & Conference	-	43	-	1,092	800	1,771	5,000	5,000
503-521-86030	Subs., Dues, & Publications	-	-	75	-	300	2,160	1,000	1,200
503-521-88010	City Attorney Fees	-	-	-	29	-	10	1,000	1,000
503-521-88040	Computer Program & Consulting	-	3,023	-	1,210	19	1,485	1,000	2,500
503-521-88060	Medical - General	-	48	32	39	84	71	84	-
503-521-88100	Professional Services	274	10,017	1,593	15,218	17,900	12,115	17,900	15,000
503-521-88121	Geographic Information Systems	1,512	-	1,457	5,475	12,000	2,807	12,000	15,000

CITY OF COALINGA
FY 2020-2021 Adopted Budget
Wastewater Enterprise Fund
Detail - Revenue and Expense

Account	Description	2015 Actual	2016 Actual	2017 Actual	2018 Actual	2019 Adopted	2019 Actual	2020 Adopted	2021 Adopted
503-521-88130	Grant Writing/Application	-	-	-	-	15,000	-	15,000	15,000
503-521-89010	Personnel Advertising	-	-	-	-	21	1	25	
503-521-89020	Interview Expenses	-	-	-	-	1	-	10	
503-521-89040	Physical w/Drug & Alcohol Test	-	30	13	-	84	138	85	
503-521-89070	Fingerprinting	-	-	-	-	15	21	15	
503-521-90010	Liability & Property Insurance	1,438	3,265	4,960	6,394	3,800	5,204	3,800	4,180
503-521-90040	Claims and Judgments	5,780	109	-	-	-	-	-	
503-521-92090	Taxes, Licenses, & Fees	117	-	129	379	400	2,424	3,000	500
503-521-94020	Bad Debt Expense	-	446	-	-	-	-	-	
503-521-94030	Cash Short/Over	(27)	6	-	-	-	-	-	
503-521-94040	Cost Allocation Utility Bill	22,500	-	-	-	-	-	-	
503-521-94050	Overhead Allocation General	101,464	31,652	1,007	1,258	-	2,170	-	
503-521-98030	Office Furniture & Equipment	-	184	-	-	-	-	-	5,000
503-521-98040	Major Machinery & Equipment	-	3,410	-	8,489	110,000	92,471	100,000	100,000
503-521-98082	2012 Sewer Bond Capital Proj.	-	91,944	-	59,816	-	90,222	-	
503-521-98940	2016 Alley Paving Project	-	-	-	414	-	5,892	-	
503-521-98950	Forest Ave 1st-Elm Ave St Proj	-	-	-	-	165,000	-	96,050	
O & M Cost:		166,529	186,151	32,659	131,462	419,699	267,916	339,120	258,380
Wastewater Collection Total:		268,528	329,910	170,905	288,685	590,706	415,535	515,807	453,670
TOTAL EXPENSE:		1,107,005	1,218,440	1,139,268	1,459,355	2,422,759	1,308,007	1,625,387	2,177,864



Sanitation Enterprise Fund

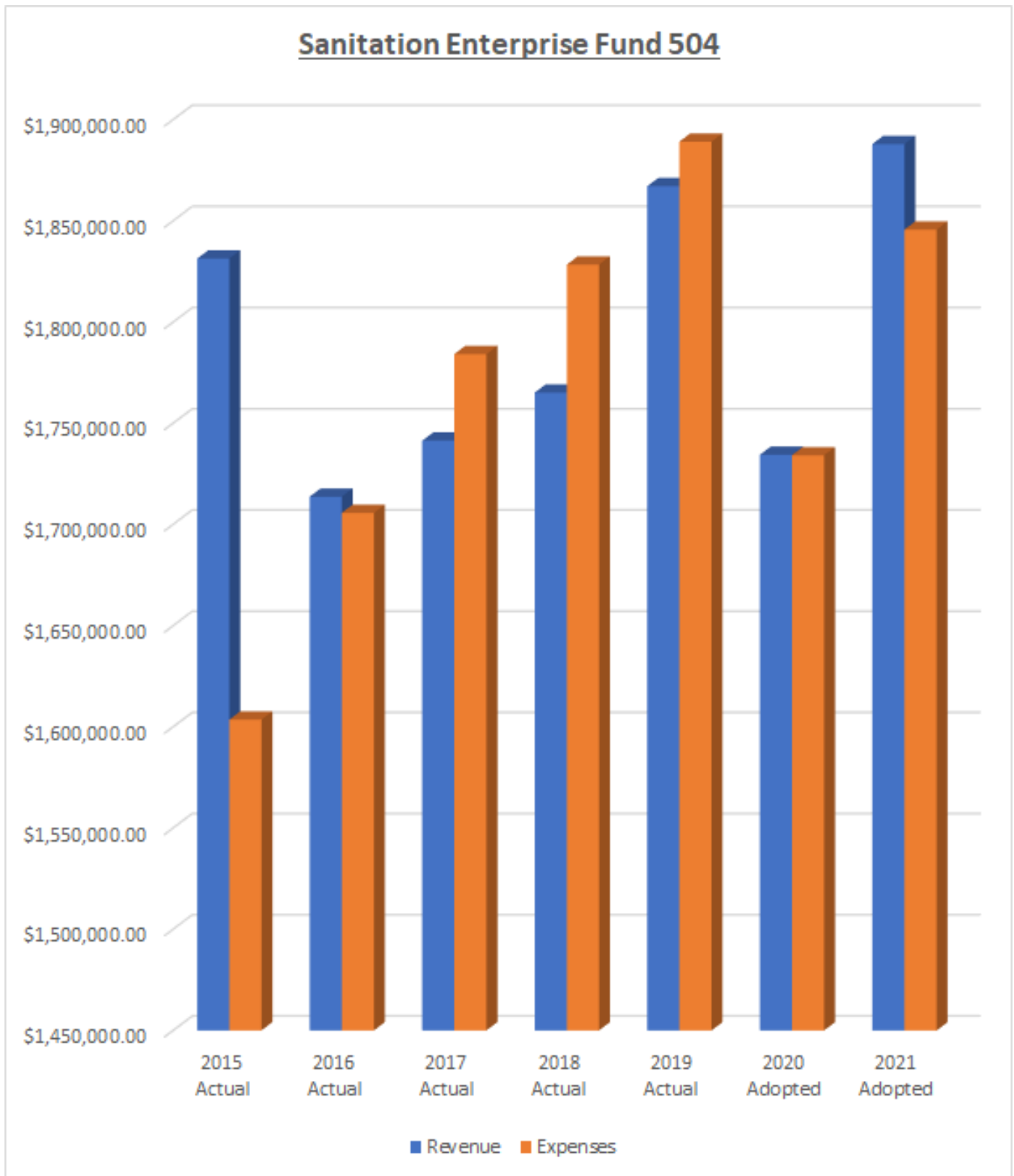
FUND 504

City of Coalinga
Sanitation Enterprise Fund 504
Revenue and Expense
FY 2020-2021 Adopted Budget

	2015 Actual	2016 Actual	2017 Actual	2018 Actual	2019 Adopted	2019 Actual (Unaudited)	2020 Adopted	2021 Adopted
Beginning Fund Balance	(50,320)	181,958	136,269	93,536	30,214	30,214	8,215	8,531
Revenue:	1,831,369	1,713,719	1,741,421	1,765,090	1,734,465	1,867,143	1,734,465	1,887,965
Expense:								
Mid Valley Franchise Agreement	1,452,328	1,544,504	1,601,644	1,602,707	1,600,000	1,728,970	1,600,000	1,700,000
Finance-Utility Billing	14,870	22,159	33,709	67,681	34,897	24,232	31,648	33,386
Street Sweeping	136,410	139,066	148,801	158,024	106,796	135,940	102,501	112,263
TOTAL EXPENSE:	1,603,607	1,705,729	1,784,154	1,828,412	1,741,693	1,889,142	1,734,149	1,845,649
Variance: Revenue vs Expense	227,762	7,990	(42,733)	(63,322)	(7,228)	(21,999)	316	42,316
Prior Period Adjustment	4,516	-						
Consolidation of Fund 651		(53,679)	0					
Ending Fund Balance	181,958	136,269	93,536	30,214	22,986	8,215	8,531	50,847

CITY OF COALINGA

Fiscal Year 2020-2021 Adopted Budget



CITY OF COALINGA
FY 2020-2021 Adopted Budget
Sanitation Enterprise Fund
Detail - Revenue and Expense

Account	Description	2015 Actual	2016 Actual	2017 Actual	2018 Actual	2019 Adopted	2019 Actual	2020 Adopted	2021 Adopted
							(Unaudited)		
FUND 504 - SANITATION ENTERPRISE FUND									
504-400-44010	Interest Earned	-	-	54	185	50	(1,326)	50	50
504-400-4522	CMAQ-St. Sweeper Grant	248,859	-	-	-	-	-	-	-
504-400-45310	Bev. Container Recycling Grant	-	(249)	5,000	174	5,000	4,829	5,000	5,000
504-400-46980	U.B. Late Fees	-	32,467	3,391	30,676	-	9,706	-	-
504-400-46990	UB Service Charge (I,e NSF)	-	850	50	(1,597)	-	542	-	-
504-400-48100	Collections Kings Credit	-	2,723	209	1,510	-	-	-	-
504-400-54010	Refuse Collection Service	1,452,402	1,546,104	1,600,285	1,601,440	1,600,000	1,723,589	1,600,000	1,750,000
504-400-54020	State Highway Maintenance Fees	14,916	14,916	14,916	14,916	14,915	11,187	14,915	14,915
504-400-54040	Automated Sanitation Cans	(13)	-	-	-	-	-	-	-
504-400-54070	Street Sweeping Charge	115,205	116,908	117,516	117,786	114,500	118,616	114,500	118,000
	TOTAL REVENUE:	1,831,369	1,713,719	1,741,421	1,765,090	1,734,465	1,867,143	1,734,465	1,887,965
FRANCHISE CONTRACT EXPENSE									
504-500-94020	Bad Debt Expense	14,870	22,159	5,322	-	10,000	-	10,000	10,000
504-530-80021	Landfill Disposal Fee	-	-	-	-	-	-	-	-
504-530-88170	Mid Valley Sanitation Services	1,452,328	1,544,504	1,601,644	1,602,707	1,600,000	1,728,970	1,600,000	1,700,000
	TOTAL:	1,467,197	1,566,663	1,606,966	1,602,707	1,610,000	1,728,970	1,610,000	1,710,000
Finance Division-Moved from Fund 651 Utility Billing									
504-406-60010	Salaries Regular			4,668	6,444	5,750	5,653	6,337	6,830
504-406-60020	Salaries Part Time			4	-	-	-	-	-
504-406-60030	Salaries Overtime			8	22	68	49	68	68
504-406-60050	Salaries Cash Outs			35	41	269	9	269	269
504-406-62000	Retirement CALPERS			372	484	491	441	536	635
504-406-62020	Medical/Life Insurance			914	2,354	1,202	818	1,529	1,306
504-406-62030	Social Security FICA			281	394	356	348	393	423
504-406-62040	Medicare Insurance			66	94	83	83	92	99
504-406-62050	Disability Income Insurance			11	40	10	16	10	10
504-406-62060	Deferred Comp - 457 Retirement			66	157	101	145	111	120
504-406-62070	Workers Comp. Insurance			225	196	690	281	760	820
504-406-62080	Uniform Allowance			-	-	2	-	2	2
504-406-62100	Accrued Comp			243	-	-	-	-	-
504-406-62200	Retirement CalPERS UL			-	-	14	-	58	66
504-406-62210	Unemployment Insurance			85	23	58	16	63	68
	Personnel Cost:	-	-	6,978	10,249	9,094	7,859	10,228	10,716
504-406-70010	Office Supplies			31	87	100	134	100	100
504-406-70030	Postage & Freight Out			474	594	1,000	668	1,000	1,000
504-406-70040	Printing & Binding			348	316	400	644	400	400
504-406-70160	Gasoline & Diesel			94	173	150	196	150	150
504-406-72030	Telephone			8	135	40	478	150	150
504-406-84010	Office Equip Repairs & Maint			20	68	100	166	100	100
504-406-86010	Training, Travel, & Conference			15	44	100	16	100	100
504-406-86030	Subs, Dues & Publications			2	5	5	32	5	5
504-406-88010	City Attorney Fees			-	119	-	1,315	100	100
504-406-88030	Accounting/Auditing			-	122	-	1,147	200	200
504-406-88040	Computer Programming/Consult.			342	5,054	9,800	7,087	5,000	5,000
504-406-88060	Medical - General			-	-	40	-	40	40
504-406-88100	Professional Services						2,812		1,000
504-406-88103	Other Professional Services			2,089	471	1,500	1,263	1,500	1,500
504-406-89010	Personnel Advertising			-	-	10	-	10	10
504-406-89020	Interview Expense			-	-	1	-	5	5
504-406-89040	Physical w/Drug & Alcohol Test			10	-	40	11	40	40
504-406-89070	Fingerprinting			-	-	7	1	10	10
504-406-90010	Liability & Property Insurance			230	324	500	293	500	550
504-406-92090	Taxes, Licenses, & Fee						64		200
504-406-94030	Cash Short/Over			1	(8)	10	-	10	10
504-406-98030	Office Furniture & Equipment			103	11	500	46	500	500
504-406-98040	Major Machinery & Equipment			-	-	-	-	-	-
504-406-94020	Bad Debt Expense			17,642	49,917	1,500	-	1,500	1,500
	O & M Cost:	-	-	21,409	57,432	15,803	16,373	11,420	12,670

CITY OF COALINGA
FY 2020-2021 Adopted Budget
Sanitation Enterprise Fund
Detail - Revenue and Expense

Account	Description	2015 Actual	2016 Actual	2017 Actual	2018 Actual	2019 Adopted	2019 Actual	2020 Adopted	2021 Adopted
FINANCE TOTAL EXPENSE:		-	-	28,387	67,681	24,897	24,232	21,648	23,386
STREET SWEEPING EXPENSE									
504-535-60010	Salaries Regular	33,214	45,844	38,899	40,198	40,357	66,993	42,998	46,458
504-535-60020	Salaries Part Time	38	255	42	-	-	-	-	-
504-535-60030	Salaries Overtime	7,462	386	144	153	7,200	1,037	7,200	7,200
504-535-60050	Salaries Cash Outs	20	104	-	5	300	732	300	300
504-535-62000	Retirement CALPERS	3,169	3,994	5,635	8,740	3,583	5,618	4,129	4,834
504-535-62020	Medical/Life Insurance	17,208	16,360	16,080	17,355	21,095	22,628	12,269	13,128
504-535-62030	Social Security FICA	2,613	2,893	2,316	2,428	2,502	3,930	2,666	2,880
504-535-62040	Medicare Insurance	611	678	541	568	585	919	623	674
504-535-62050	Disability Income Insurance	11	46	1	-	20	-	20	20
504-535-62060	Deferred Comp - 457 Retirement	291	248	266	260	260	623	260	260
504-535-62070	Workers Comp. Insurance	858	1,896	2,350	1,606	4,843	2,206	5,160	5,575
504-535-62080	Uniform Allowance	-	178	103	124	150	-	150	150
504-535-62100	Accrued Comp	5	(2,725)	4,399	(1,499)	-	-	-	-
504-535-62200	Retirement CalPERS UL	-	-	-	-	101	-	776	979
504-535-62210	Unemployment Insurance	-	165	-	-	404	-	430	465
Personnel Cost:		65,500	70,322	70,776	69,938	81,400	104,686	76,981	82,923
504-535-70010	Office Supplies	10	44	17	11	15	32	15	20
504-535-70030	Postage & Freight Out	-	1,158	-	45	5	1	5	5
504-535-70040	Printing & Binding	-	452	1	22	6	-	5	5
504-535-70060	Small Tools & Equipment	-	-	-	-	-	-	-	-
504-535-70100	Uniforms	349	103	133	492	650	670	650	650
504-535-70160	Gasoline & Diesel	10,407	7,376	8,177	9,283	10,000	9,240	10,000	10,000
504-535-72030	Telephone	-	15	-	26	-	96	100	100
504-535-80021	Landfill Disposal Fee	5,144	-	-	-	-	-	-	-
504-535-84010	Office Equip, Repairs & Maint	24	61	50	39	20	48	40	40
504-535-84020	Major Equip Repairs & Maint.	-	-	-	-	500	-	500	-
504-535-84060	Vehicle Parts, Repairs & Maint	13,216	9,103	10,951	16,751	10,000	13,302	10,000	15,000
504-535-86010	Training, Travel, & Conference	-	25	-	-	-	1	-	-
504-535-86030	Subs., Dues, & Publications	-	-	-	-	-	1	-	-
504-535-88040	Computer Program & Consulting	-	1,562	-	588	750	732	750	100
504-535-88060	Medical - General	-	199	-	-	80	-	80	80
504-535-88100	Professional Services	-	1,027	33	671	600	2,317	600	300
504-535-89010	Personnel Advertising	-	-	-	-	20	1	20	20
504-535-89020	Interview Expenses	-	-	-	-	1	-	5	5
504-535-89040	Physical w/Drug & Alcohol Test	-	-	-	-	80	-	80	80
504-535-89070	Fingerprinting	-	-	-	-	14	1	15	15
504-535-90010	Liability & Property Insurance	987	2,037	2,418	2,490	2,655	2,141	2,655	2,920
504-535-92080	Miscellaneous Expense	3,729	-	-	-	-	-	-	-
504-535-92090	Taxes, Licenses, & Fees	-	-	-	608	-	-	-	-
504-535-94010	Depreciation Expense	12,062	28,653	53,701	53,539	-	-	-	-
504-535-94020	Bad Debt Expense	-	234	-	-	-	-	-	-
504-535-94030	Cash Short/Over	-	3	-	-	-	-	-	-
504-535-94040	Cost Allocation Utility Bill	4,945	-	-	-	-	-	-	-
504-535-94200	Service Center Parts Expense	-	-	-	-	-	-	-	-
504-535-94050	General Fund Cost Allocation	20,037	16,596	2,544	3,521	-	2,671	-	-
504-535-98030	Office Furniture & Equipment	-	96	-	-	-	-	-	-
O & M Cost:		70,910	68,744	78,025	88,086	25,396	31,254	25,520	29,340
STREET SWEEPING TOTAL:		136,410	139,066	148,801	158,024	106,796	135,940	102,501	112,263
TOTAL EXPENSE:		1,603,607	1,705,729	1,784,154	1,828,412	1,741,693	1,889,142	1,734,149	1,845,649



Utility Billing Enterprise Fund

FUND 651

City of Coalinga
 Utility Billing Enterprise Fund 651
 Revenue and Expense
FY 2020-2021 Adopted Budget

	2015 Actual	2016 Actual	2017 Actual	2018 Actual	2019 Adopted	2019 Actual (Unaudited)	2020 Adopted	2021 Adopted
Beginning Fund Balance	57,322	77,562	(0)	(0)	(308)	(308)	54,067	222,067
Revenue:	471,803	-	-	-	168,000	54,286	168,000	-
Expense:	451,563	-	-	308	-	(89)	-	-
Variance: Revenue vs Expense	20,240	-	-	(308)	168,000	54,375	168,000	-
Consolidation of Fund 651		-77562	0					
Ending Fund Balance	77,562	(0)	(0)	(308)	167,692	54,067	222,067	222,067

CITY OF COALINGA
FY 2020-2021 Adopted Budget
Utility Billing Enterprise Fund
Detail - Revenue and Expense

Account	Description	2015 Actual	2016 Actual	2017 Actual	2018 Actual	2019 Adopted	2019 Actual	2020 Adopted	2021 Adopted
							(Unaudited)		
FUND 651 - UTILITY BILLING ENTERPRISE FUND									
651-400-46301	Enterprise Funds Allocations	275,463	-	-	-	-	-	-	-
651-400-46980	U.B. Late Fees	170,051	-	-	-	150,000	48,545	150,000	-
651-400-46990	UB Service Charges (i.e. NSF)	6,941	-	-	-	3,000	650	3,000	-
651-400-48100	Collections Kings Credit	19,349	-	-	-	15,000	5,091	15,000	-
	TOTAL REVENUE:	471,803	-	-	-	168,000	54,286	168,000	-
651-500-60010	Salaries Regular	259,030	-	-	-	-	-	-	-
651-500-60020	Salaries Part Time	187	-	-	-	-	-	-	-
651-500-60030	Salaries Overtime	2,912	-	-	-	-	-	-	-
651-500-60050	Salaries Cash Outs	906	-	-	-	-	-	-	-
651-500-62000	Retirement CALPERS	19,701	-	-	-	-	-	-	-
651-500-62010	Retirement 401A	-	-	-	-	-	-	-	-
651-500-62020	Medical/Life Insurance	53,109	-	-	-	-	-	-	-
651-500-62030	Social Security FICA	15,840	-	-	13	-	-	-	-
651-500-62040	Medicare Insurance	3,705	-	-	-	-	-	-	-
651-500-62050	Disability Income Insurance	719	-	-	-	-	-	-	-
651-500-62060	Deferred Comp - 457 Retirement	2,736	-	-	-	-	-	-	-
651-500-62070	Workers Comp. Insurance	10,556	-	-	-	-	-	-	-
651-500-62080	Uniform Allowance	-	-	-	-	-	-	-	-
651-500-6210	Accrued Comp	(20,292)	-	-	-	-	-	-	-
651-500-62200	Retirement CalPERS UL	-	-	-	-	-	-	-	-
651-500-62210	Unemployment Insurance	4,685	-	-	-	-	-	-	-
	Personnel Cost:	353,794	-	-	13	-	-	-	-
651-500-70010	Office Supplies	1,583	-	-	-	-	-	-	-
651-500-70030	Postage & Freight Out	27,901	-	-	-	-	-	-	-
651-500-70040	Printing & Binding	11,153	-	-	-	-	-	-	-
651-500-70160	Gasoline & Diesel	5,157	-	-	343	-	-	-	-
651-500-72030	Telephone	384	-	-	-	-	-	-	-
651-500-84010	Office Equip Repairs & Maint	1,552	-	-	-	-	-	-	-
651-500-86010	Training, Travel, & Conference	-	-	-	-	-	2	-	-
651-500-86030	Subs, Dues & Publications	-	-	-	-	-	-	-	-
651-500-88040	Computer Programming/Consult.	18,480	-	-	-	-	-	-	-
651-500-88060	Medical - General	-	-	-	-	-	-	-	-
651-500-88103	Other Professional Services	2,362	-	-	-	-	-	-	-
651-500-89010	Personnel Advertising	-	-	-	-	-	-	-	-
651-500-89020	Interview Expense	-	-	-	-	-	-	-	-
651-500-89040	Physical w/Drug & Alcohol Test	-	-	-	-	-	-	-	-
651-500-89070	Fingerprinting	-	-	-	-	-	-	-	-
651-500-90010	Liability & Property Insurance	5,073	-	-	-	-	-	-	-
651-500-94030	Cash Short/Over	18	-	-	(48)	-	(91)	-	-
651-500-98030	Office Furniture & Equipment	-	-	-	-	-	-	-	-
651-500-98040	Major Machinery & Equipment	-	-	-	-	-	-	-	-
651-500-94020	Bad Debt Expense	24,107	-	-	-	-	-	-	-
	O & M Cost:	97,769	-	-	295	-	(89)	-	-
	TOTAL EXPENSE:	451,563	-	-	308	-	(89)	-	-



Transit Fund

FUND 506

City of Coalinga
 Transit Fund 506
 Revenue and Expense
FY 2020-2021 Adopted Budget

	2015 Actual	2016 Actual	2017 Actual	2018 Actual	2019 Adopted	2019 Actual (Unaudited)	2020 Adopted	2021 Adopted
Beginning Fund Balance	(15,572)	7,216	11,379	7,994	12,838	12,838	(3,976)	(3,976)
Revenue:	285,538	263,494	307,393	277,673	321,360	270,734	322,478	325,338
Expense:	262,750	259,331	310,778	272,829	321,360	287,548	322,478	325,338
Variance: Revenue vs Expense	22,788	4,163	(3,385)	4,844	-	(16,814)	-	-
Ending Fund Balance	7,216	11,379	7,994	12,838	12,838	(3,976)	(3,976)	(3,976)

CITY OF COALINGA
FY 2020-2021 Adopted Budget
Transit Fund
Detail - Revenue and Expense

Account	Description	2015	2016	2017	2018	2019	2019	2020	2021
		Actual	Actual	Actual	Actual	Adopted	Actual	Adopted	Adopted
(Unaudited)									
FUND 506 - TRANSIT									
506-400-56021	Fares Fresno Route	30,712	22,482	20,721	20,737	30,000	17,190	30,000	15,000
506-400-56022	Fares Dial A Ride Route	1,689	1,259	1,255	578	1,500	597	1,500	500
506-400-56050	City Trans. Dev. Act Funds	253,138	239,753	285,417	256,358	289,860	252,947	290,978	309,838
TOTAL REVENUE:		285,538	263,494	307,393	277,673	321,360	270,734	322,478	325,338
EXPENSE									
506-540-60010	Salaries Regular	153,518	151,590	152,345	147,243	169,032	164,098	169,366	167,867
506-540-60020	Salaries Part Time	8,089	9,856	7,814	7,460	10,000	1,656	10,000	10,000
506-540-60030	Salaries Overtime	22,268	18,675	18,286	20,414	21,500	18,454	21,500	21,500
506-540-60050	Salaries Cash Outs	735	1,403	1,387	2,159	1,900	821	1,900	1,900
506-540-62000	Retirement CALPERS	12,179	11,754	13,298	12,303	14,996	12,899	15,084	16,272
506-540-62020	Medical/Life Insurance	39,720	35,617	35,434	38,584	44,217	36,629	40,282	41,177
506-540-62030	Social Security FICA	10,896	10,461	10,426	10,655	10,968	11,131	10,978	10,873
506-540-62040	Medicare Insurance	2,548	2,455	2,454	2,513	2,565	2,624	2,567	2,543
506-540-62050	Disability Income Insurance	264	323	251	747	220	299	220	220
506-540-62060	Deferred Comp - 457 Retirement	1,609	1,953	2,115	3,404	3,381	3,910	3,387	3,357
506-540-62070	Workers Comp. Insurance	3,501	6,231	10,573	7,954	21,483	9,333	21,524	21,344
506-540-62200	Retirement CalPERS UL	-	-	-	-	423	-	2,041	2,271
506-540-62210	Unemployment Insurance	-	1,440	1,080	450	1,690	-	1,694	1,679
Personnel Cost:		255,327	251,758	255,463	253,886	302,375	261,854	300,543	301,003
506-540-70010	Office Supplies	187	106	226	159	300	230	300	300
506-540-70030	Postage & Freight Out	3	-	-	45	50	2	50	50
506-540-70040	Printing & Binding	-	1	68	22	100	-	100	100
506-540-70100	Uniforms	425	-	248	750	870	909	870	870
506-540-70160	Gasoline & Diesel	4,201	5,050	6,226	2,316	5,500	6,726	5,500	6,000
506-540-70440	Miscellaneous Supplies	55	67	150	56	150	65	150	200
506-540-72030	Telephone	1,698	1,611	2,019	2,286	2,200	3,315	2,200	3,200
506-540-84010	Office Equip Repairs & Maint	79	87	309	494	400	512	450	500
506-540-84060	Vehicle Parts, Repairs, & Maint	-	-	-	78	250	199	250	250
506-540-86010	Training, Travel, & Conference	526	651	669	730	800	569	800	800
506-540-86030	Subs., Dues, & Publications	-	-	37	97	100	46	100	200
506-540-88030	Accounting/Auditing	-	-	-	183	-	1,721	1,200	1,200
506-540-88040	Computer Program & Consulting	-	-	-	3,694	2,100	4,578	3,800	4,500
506-540-88060	Medical - General	-	-	-	-	270	10	270	270
506-540-88100	Professional Services	-	-	45,323	7,425	5,500	6,742	5,500	5,500
506-540-89010	Personnel Advertising	-	-	40	-	70	3	70	70
506-540-89020	Interview Expenses	-	-	-	-	5	-	5	5
506-540-89040	Physical w/Drug & Alcohol Test	250	-	-	-	270	64	270	270
506-540-89070	Fingerprinting	-	-	-	-	50	3	50	50
506-540-92090	Taxes, Licenses, & Fee	-	-	-	608	-	-	-	-
O & M Cost:		7,423	7,573	55,315	18,943	18,985	25,694	21,935	24,335
TOTAL EXPENSE:		262,750	259,331	310,778	272,829	321,360	287,548	322,478	325,338



*Low Moderate
Income Housing Asset
& Redevelopment
Obligation
Retirement*

FUND 815 & 820

City of Coalinga
 Low & Moderate Income Housing Asset Fund 815
 and
 Redevelopment Obligation Retirement Fund 820
 Successor Agency to Coalinga Redevelopment Agency
 Revenue and Expense
FY 2020-2021 Adopted Budget

	2015 Actual	2016 Actual	2017 Actual	2018 Actual	2019 Adopted	2019 Actual (Unaudited)	2020 Adopted	2021 Adopted
Fund 815-Low/Moderate Housing Asset Fund								
Beginning Fund Balance	4,230	1,496,175	1,441,435	1,506,337	1,516,955	1,516,955	1,678,151	1,678,151
Revenue:	1,506,347	71,613	115,702	510,229	-	181,050	-	-
Expense:	14,402	126,353	50,800	499,611	-	19,854	-	-
Ending Fund Balance	1,496,175	1,441,435	1,506,337	1,516,955	1,516,955	1,678,151	1,678,151	1,678,151
Fund 820-RORF Successor Agency								
Beginning Fund Balance	(5,341,051)	(6,219,624)	(5,955,343)	(5,987,829)	(5,750,187)	(5,750,187)	(4,314,112)	(4,302,002)
Revenue:	1,657,246	1,786,765	3,336,036	3,261,835	1,634,922	1,853,064	1,471,000	1,338,134
Expense:	2,535,819	925,595	2,946,757	3,024,193	1,631,552	416,989	1,458,890	1,337,880
Variance: Revenue vs Expense	(878,573)	861,170	389,279	237,642	3,370	1,436,075	12,110	254
Prior Period Adjustment		(596,889)	(421,765)					
Ending Fund Balance	(6,219,624)	(5,955,343)	(5,987,829)	(5,750,187)	(5,746,817)	(4,314,112)	(4,302,002)	(4,301,748)

CITY OF COALINGA
FY 2020-2021 Adopted Budget
Low & Moderate Income Housing Asset Fund 815 and
Redevelopment Obligation Retirement Fund 820
Detail - Revenue and Expense

Account	Description	2015 Actual	2016 Actual	2017 Actual	2018 Actual	2019 Adopted	2019 Actual	2020 Adopted	2021 Adopted
							(Unaudited)		
FUND 815 - HOUSING SUCCESSOR AGENCY-RDA DISSOLUTION									
815-400-44010	Interest Earned	-	29	814	6,513		2,923	-	-
815-400-44140	2009 B Housing Bond Proceeds	1,500,000	-	-	-	-	-	-	-
815-400-44150	Housing-HOME Grant Revenue	-	1,666	-	-	-	-	-	-
815-400-44160	Housing-CDBG Grant Revenue	-	68,718	-	424,612	-	-	-	-
815-400-48061	Housing Asset Fund Program Inc	6,347	1,200	114,888	79,104	-	178,127	-	-
	TOTAL REVENUE:	1,506,347	71,613	115,702	510,229	-	181,050	-	-
815-609-88100	Professional Services	8,632	6,855	7,064	15,404	-	19,854	-	-
815-609-88115	2013 HOME Grant Expense	1,666	75,025	9,626	3,200	-	-	-	-
815-609-88124	2013 CDBG Grant Expense	4,104	20,514	34,110	434,602	-	-	-	-
815-609-88150	Housing Asset Fund Expense				46,405				
815-609-92090	Taxes, Licenses, & Fees		23,959	-	-	-	-	-	-
	TOTAL EXPENSE:	14,402	126,353	50,800	499,611	-	19,854	-	-
FUND 820 - RDA SUCCESSOR AGENCY-DISSOLUTION									
820-400-40100	RPTTF-Redev Property TaxTrust	1,630,406	1,705,957	1,677,330	1,675,670	1,632,922	1,628,683	1,469,000	1,336,134
820-400-44010	Interest Earned	19,639	51,931	8,858	10,754	2,000	26,739	2,000	2,000
820-400-44021	RDA Property Sale-Interest Payment	-	4,549	12,439	9,985	-	9,699	-	-
820-400-44030	Building Rentals	-	-	-	-	-	-	-	-
820-400-44040	Imaginarium Lease	7,200	7,200	116	-	-	(116)	-	-
820-400-44141	Transfer from Fund 150 CPFA	-	-	-	-	-	-	-	-
820-400-44150	Transfer from Fund 802	-	-	-	-	-	-	-	-
820-400-44160	Transfer from Fund 804	-	-	-	-	-	-	-	-
820-400-44170	Extraordinary Gain	-	-	-	-	-	-	-	-
820-400-46990	Other Service Charges	-	-	-	-	-	-	-	-
820-400-48010	Sale of Real & Personal Property	-	17,128	1,637,293	1,565,426	-	188,059	-	-
	TOTAL REVENUE:	1,657,246	1,786,765	3,336,036	3,261,835	1,634,922	1,853,064	1,471,000	1,338,134
ENFORCEABLE OBLIGATIONS									
820-610-60010	Salaries Regular	80,523	82,702	93,613	111,254	118,599	117,159	116,737	48,754
820-610-60020	Salaries Part Time	7,201	4,797	65	-	-	-	-	-
820-610-60030	Salaries Overtime	18	24	25	108	200	19	200	400
820-610-60050	Salaries Cash Outs	30	878	869	1,839	-	1,100	-	-
820-610-62000	Retirement CALPERS	6,398	6,556	8,511	9,226	10,530	9,384	10,973	5,851
820-610-62020	Medical/Life Insurance	14,180	16,146	22,569	28,220	28,245	25,321	26,783	10,161
820-610-62030	Social Security FICA	5,034	2,278	5,173	6,501	7,353	6,683	7,238	3,023
820-610-62040	Medicare Insurance	1,177	569	1,279	1,589	1,720	1,633	1,693	707
820-610-62050	Disability Income Insurance	422	303	347	1,065	406	451	406	406
820-610-62060	Deferred Comp - 457 Retirement	1,106	2,866	3,470	4,328	4,151	4,661	4,086	1,706
820-610-62070	Workers Comp. Insurance	1,392	3,380	4,306	4,133	14,232	7,023	14,008	5,851
820-610-62080	Uniform Allowance	-	-	-	-	-	-	-	-
820-610-62200	Retirement CalPERS UL	-	-	-	-	297	-	961	1,463
820-610-62210	Unemployment Insurance	-	341	1,890	1,584	1,186	94	1,167	488
	Personnel Cost:	117,481	120,840	142,117	169,847	186,919	173,528	184,252	78,810
820-610-70010	Office Supplies	160	330	17	61	100	180	100	100
820-610-70030	Postage & Freight Out	10	2	57	45	100	1	100	100
820-610-70040	Printing & Binding	-	-	1	22	50	-	50	50
820-610-72010	Water, Gas, Sanitation & Sewer	4,053	4,911	-	-	-	-	-	-
820-610-72020	Electric	13,493	14,445	-	-	-	-	-	-
820-610-72030	Telephone	-	-	-	22	-	45	-	-
820-610-84010	Office Equip Repairs & Maint	36	40	74	33	-	41	-	-
820-610-84030	Buildings Repairs & Maint.	719	2,495	-	-	-	-	-	-

CITY OF COALINGA
FY 2020-2021 Adopted Budget
Low & Moderate Income Housing Asset Fund 815 and
Redevelopment Obligation Retirement Fund 820
Detail - Revenue and Expense

Account	Description	2015 Actual	2016 Actual	2017 Actual	2018 Actual	2019 Adopted	2019 Actual	2020 Adopted	2021 Adopted
820-610-84050	Grounds Repairs & Maint.	-	-	-	-	-	-	-	-
820-610-86010	Training, Travel, & Conference	-	180	166	586	300	323	600	600
820-610-86030	Subs., Dues, & Publications	-	-	37	97	100	45	100	100
820-610-88010	City Attorney Fees						7,897		
820-610-88011	Legal Services	6,984	7,042	-	1,823	24,000	1,232	24,000	2,000
820-610-88030	Accounting/Auditing	10,000	10,000	1,944	14,486	10,000	8,606	15,000	10,000
820-610-88040	Computer Program & Consulting	-	-	-	2,637	1,700	3,685	1,700	2,500
820-610-88060	Medical - General	-	-	-	-	125	-	125	125
820-610-88100	Professional Services	2,500	2,500	54,185	17,021	3,500	19,653	15,000	20,000
820-610-89010	Personnel Advertising	-	-	-	-	30	1	30	30
820-610-89020	Interview Expenses	-	-	-	-	5	-	5	5
820-610-89040	Physical w/Drug & Alcohol Test	-	-	-	-	120	-	120	120
820-610-89070	Fingerprinting	-	-	-	-	20	43	20	20
820-610-90010	Liability & Property Insurance	1,983	3,684	4,944	6,407	6,500	5,314	6,500	6,500
820-610-92080	Miscellaneous Expense	20,395	1,204	23,464	(1,611)	2,000	-	2,000	1,000
820-610-92090	Taxes, Licenses, & Fees	-	-	-	608	-	-	-	-
820-610-92150	TaxDistrib to Special District	-	-	-	-	-	-	-	-
820-610-92220	Distribution to Fresno County	-	-	2,028,793	1,899,926	-	188,059	-	-
820-610-94051	Admn Allowance to General Fund	113,345	56,873	26,901	38,159	14,431	-	-	-
820-610-96022	1993 Refunding Bonds Principal	-	-	-	-	330,000	-	355,000	380,000
820-610-96035	1993 Refunding Bonds Interest	163,803	146,247	127,532	107,656	86,456	-	63,766	39,419
820-610-92100	DOF OFA DDR Distribution	-	-	-	-	-	-	-	-
820-610-96038	1993 Police Station Principal	-	-	-	-	85,000	-	90,000	100,000
820-610-96042	1993 Police Station Interest	42,234	37,762	32,959	27,825	22,359	-	1,656	10,269
820-610-96043	1994 Police Station Principal	-	-	-	-	-	-	-	-
820-610-96044	1994 Police Station Interest	-	-	-	-	-	-	-	-
820-610-96046	1994 Jail Project Principal	-	-	-	-	-	-	-	-
820-610-96049	1994 Jail Project Interest	-	-	-	-	-	-	-	-
820-610-96052	1991B Police Station Principal	-	-	-	-	-	-	-	-
820-610-96054	1991B Police Station Interest	-	-	-	-	-	-	-	-
820-610-96055	2009 Tax Allocation Principal	-	-	-	-	480,000	-	-	-
820-610-96056	2009 Tax Allocation Interest	270,404	251,222	215,389	247,137	187,013	-	-	-
820-610-96060	2018 TARB Principal	-	-	-	-	-	-	549,000	552,000
820-610-96061	2018 TARB Interest	-	-	-	22,388	-	-	135,766	120,132
820-610-96190	2000 Tax Allocation Principal	-	-	-	-	25,000	-	-	-
820-610-96200	2000 Tax Allocation Interest	157,569	156,733	169,629	149,556	153,224	-	-	-
820-610-96250	Interest Accrued	-	-	-	-	-	-	-	-
820-610-96260	Transfer to Fund 815-Housing	1,500,000	-	-	-	-	-	-	-
820-610-96500	Fiscal Agent Fees	17,420	9,920	13,070	13,570	12,500	8,336	14,000	14,000
820-610-96510	Cost of Debt Issuance	-	-	-	193,700	-	-	-	-
820-820-96210	Tax Allocation-Accr Interest	93,229	99,165	105,478	112,192	-	-	-	-
	O & M Cost:	2,418,338	804,755	2,804,640	2,854,346	1,444,633	243,461	1,274,638	1,259,070
	TOTAL ENFORCEABLE OBLIGATION	2,535,819	925,595	2,946,757	3,024,193	1,631,552	416,989	1,458,890	1,337,880



EDA
Community
Building
Rentals



FUND 851

City of Coalinga
 EDA Community Building Rentals Fund 851
 Revenue and Expense

CLOSE FUND FY 2015/2016 TO GENERAL FUND

	2011 Actual	2012 Actual	2013 Actual	2014 Actual	2015 Actual	2016 Actual
Beginning Fund Balance	47,366	68,229	86,734	108,136	133,736	61,700
Revenue:	47,415	37,625	60,329	62,523	43,558	10,958
Expense:	26,553	19,120	38,927	36,923	115,594	26,191
Variance: Revenue vs Expense	20,862	18,505	21,402	25,600	(72,036)	(15,233)
Ending Fund Balance	68,228	86,734	108,136	133,736	61,700	46,467

CITY OF COALINGA
FY 2015-2016 Adopted Budget
EDA Community Building Rentals Fund 851
Detail - Revenue and Expense

Account	Description	2011 Actual	2012 Actual	2013 Actual	2014 Actual	2015 Actual	2016 Actual
FUND 851 - EDA COMMUNITY BUILDING RENTALS							
851-400-44010	Interest Earned	228	298	363	270	89	40
851-400-44030	Building Rentals	47,112	37,152	59,691	61,603	42,794	10,717
851-400-44041	Rental Late Fees	75	175	275	650	675	201
	TOTAL REVENUE:	47,415	37,625	60,329	62,523	43,558	10,958
EXPENSE							
851-432-60010	Salaries Regular	9,723	4,275	4,160	4,450	4,646	5,678
851-432-60020	Salaries Part Time	-	-	-	-	5	2
851-432-60030	Salaries Overtime	46	26	19	-	2	3
851-432-60050	Salaries Cash Outs	-	-	-	-	3	92
851-432-62000	Retirement CALPERS	-	-	146	350	373	386
851-432-62010	Retirement 401A	1,565	602	280	-	-	-
851-432-62020	Medical/Life Insurance	1,908	703	855	926	951	895
851-432-62030	Social Security FICA	577	265	257	277	292	305
851-432-62040	Medicare Insurance	135	62	60	65	68	71
851-432-62050	Disability Income Insurance	-	-	1	1	2	2
851-432-62060	Deferred Comp - 457 Retirement	160	13	1	56	86	92
851-432-62070	Workers Comp. Insurance	683	278	147	365	93	152
851-432-62080	Uniform Allowance	16	16	-	-	-	-
851-432-62200	Retirement CalPERS UL	-	-	-	-	-	-
851-432-9002	Unemployment Insurance	-	-	-	-	-	-
	Personnel Cost:	14,813	6,239	5,926	6,490	6,521	7,678
851-432-7001	Office Supplies	-	-	867	4	22	112
851-432-7003	Postage & Freight Out	-	-	-	173	28	23
851-432-7004	Printing & Binding	-	-	-	-	-	-
851-432-7044	Miscellaneous Supplies	46	12	10	20	-	-
851-432-7201	Water, Gas, Sanitation & Sewer	1,130	1,433	1,142	1,186	1,170	183
851-432-7202	Electric	3,716	4,308	2,287	1,903	3,323	3,587
851-432-8401	Office Equip Repairs & Maint	-	-	-	-	-	2
851-432-8403	Buildings Repairs & Maint.	6,190	6,733	3,799	13,882	533	302
851-432-8405	Grounds Repairs & Maint.	75	140	-	-	-	-
851-432-8601	Training, Travel & Conference	-	-	-	-	-	1
851-432-8603	Subs, Dues & Publications	-	-	-	-	-	1
851-432-8804	Computer Program & Consulting	-	-	-	-	-	-
851-432-8806	Medical - General	-	-	-	-	-	-
851-432-8809	Professional Services	-	-	24,698	12,859	26,200	1,022
851-432-8810	Other Professional Services	-	-	-	100	3,104	2,145
851-432-8901	Personnel Advertising	-	-	-	-	-	-
851-432-8902	Interview Expense	-	-	-	-	-	-
851-432-8904	Physical w/Drug & Alcohol Test	-	-	-	-	-	-
851-432-8907	Fingerprinting	-	-	-	-	-	-
851-432-9001	Liability & Property Insurance	583	255	198	305	105	164
851-432-9412	Association Startup Bldg A-Durian	-	-	-	-	39,308	-
851-432-9413	Association Startup Bldg B-Cedar	-	-	-	-	24,197	-
851-432-9414	HOA Dues-Durian	-	-	-	-	4,744	6,208
851-432-9415	HOA Dues-Cedar	-	-	-	-	6,340	4,763
	O & M Cost:	11,740	12,881	33,001	30,433	109,073	18,513
	TOTAL EXPENSE:	26,553	19,120	38,927	36,923	115,594	26,191

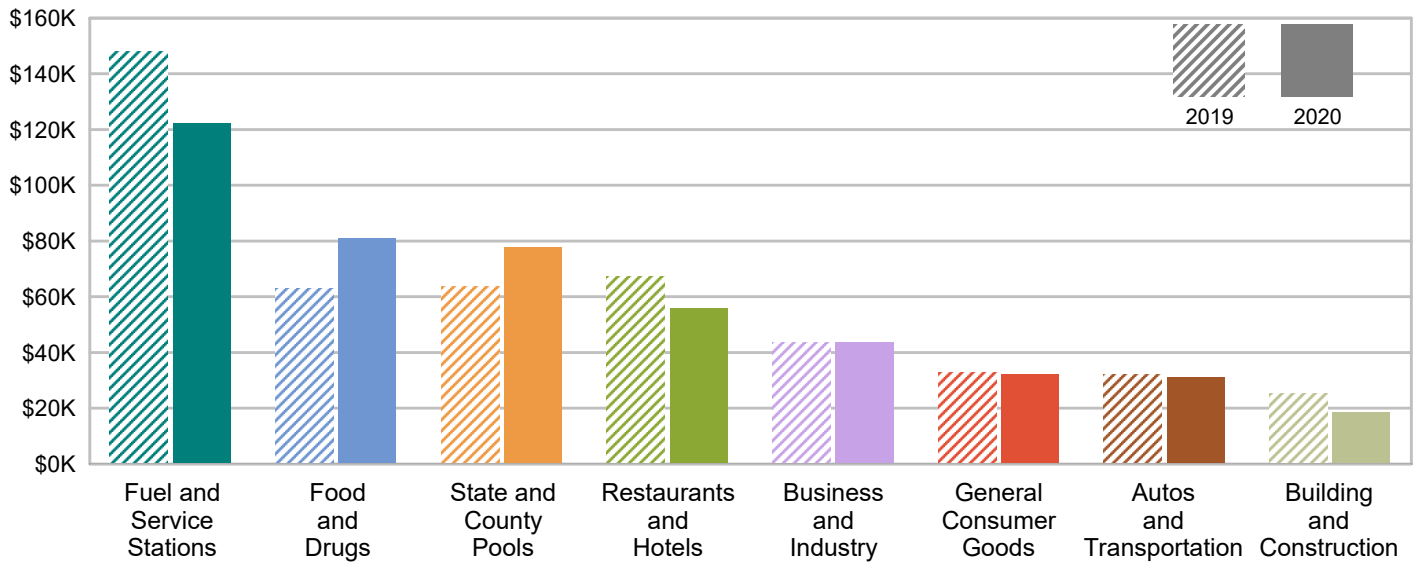
City of Coalinga
 EDA Revolving Loan Fund 852
 Revenue and Expense
CLOSE FUND FY 2015/2016 TO GENERAL FUND

	2011 Actual	2012 Actual	2013 Actual	2014 Actual	2015 Actual	2016 Actual
Beginning Fund Balance	429,916	427,846	428,197	428,765	428,632	428,819
						Transfer to Fresno Hispanic Foundation
Revenue (Interest):	430.33	351	568	(133)	187	229
Expense:	2,500	-	-	-	-	370,836
Variance: Revenue vs Expense	(2,070)	351	568	(133)	187	
Ending Fund Balance	427,846	428,197	428,765	428,632	428,819	58,212

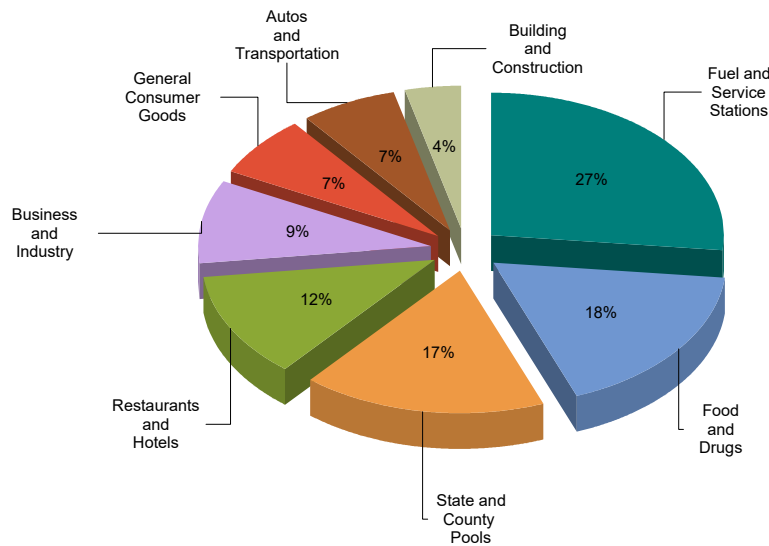
APPENDIX

Major Industry Group	Count	2020	2019	\$ Change	% Change
Fuel and Service Stations	9	122,210	148,053	(25,843)	-17.5%
Food and Drugs	18	80,913	62,871	18,042	28.7%
State and County Pools	-	77,558	63,432	14,126	22.3%
Restaurants and Hotels	33	55,567	67,121	(11,554)	-17.2%
Business and Industry	71	43,281	43,194	87	0.2%
General Consumer Goods	71	31,739	32,578	(839)	-2.6%
Autos and Transportation	22	30,880	31,852	(972)	-3.1%
Building and Construction	11	18,115	24,881	(6,766)	-27.2%
Transfers & Unidentified	7	304	609	(305)	-50.0%
Total	242	460,567	474,590	(14,023)	-3.0%

2019 Compared To 2020



2020 Percent of Total

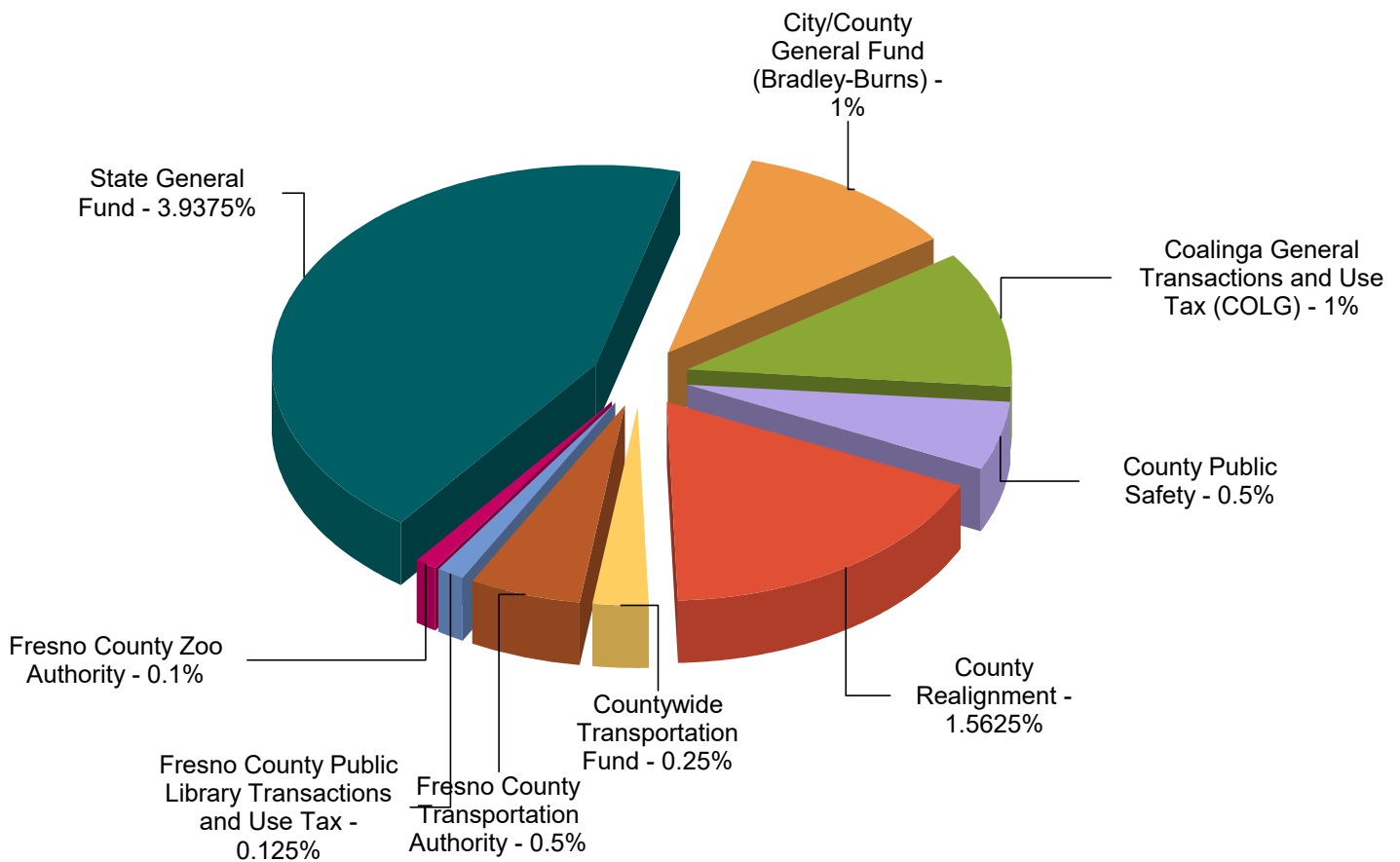




CITY OF COALINGA

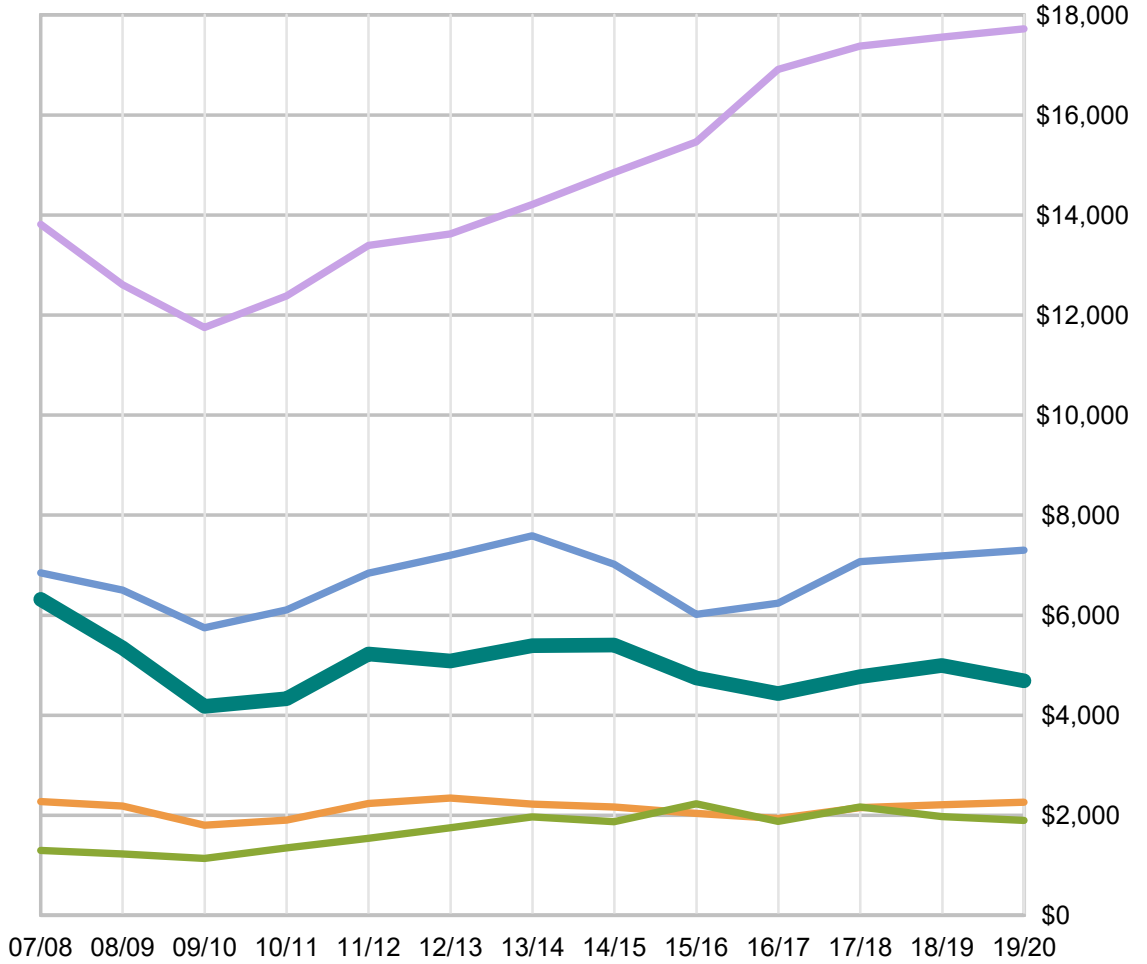
Breakdown of 8.975% Sales Tax Rate Effective April 1, 2019

State General Fund	3.9375%
City/County General Fund (Bradley-Burns)	1.0000%
Coalinga General Transactions and Use Tax (COLG)	1.0000%
County Public Safety (Prop 172)	0.5000%
County Realignment (Mental Health/Welfare/Public Safety)	1.5625%
Countywide Transportation Fund	0.2500%
Fresno County Transportation Authority (FCTA)	0.5000%
Fresno County Public Library Transactions and Use Tax (FCPL)	0.1250%
Fresno County Zoo Authority (FCZA)	0.1000%
Total Rate	8.9750%



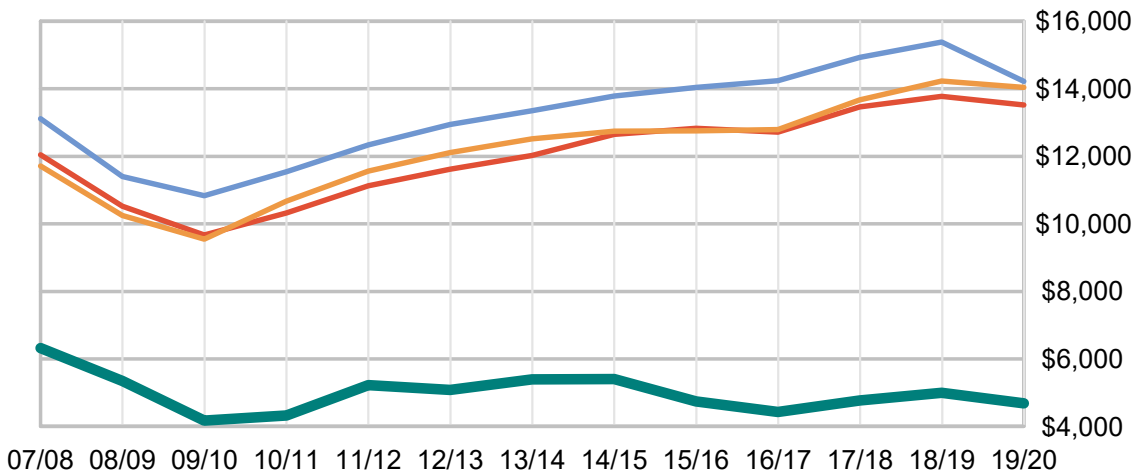
Per Capita Sales

- Coalinga**
Count: 242
- Lemoore**
Count: 450
- Huron**
Count: 88
- Avenal**
Count: 109
- Hanford**
Count: 1,415



Per Capita Sales

- Coalinga**
- Fresno County**
- San Joaquin Valley**
- California**



Periods shown reflect the period in which the sales occurred - Point of Sale