

**FISCAL YEAR**  
**2018 - 2019**  
**ADOPTED BUDGET**



**CITY OF COALINGA**  
*The Sunny Side of the Valley*

# CITY OF COALINGA

## FISCAL YEAR 2018-2019 ADOPTED BUDGET

### TABLE OF CONTENTS

<u>CONTENT DESCRIPTIONS</u>	<u>PAGE</u>
City Manager Letter .....	2-4
Budget Resolutions .....	5-15
Budgeted Elected Officials & Staff.....	16-19
General Fund Revenue & Expenses .....	20-26
General Fund Expenses by Dept .....	27-63
Fund 453-Claremont Custody Center.....	64-65
Fund 140-General Capital Projects.....	66-69
Fund 104-Ayres Beason Scholarship.....	70-71
Police Dept. Forfeiture & Grant Funds .....	72-75
Fund 117-Intergovernmental Transfer Fund.....	76-77
Street Funds:.....	78-85
Fund 107-Gas Tax Fund	
Fund 109 & 110-Transportation Development Act	
Fund 111-SB1 RMRA	
Fund 125, 126, 127-Measure C Funds	
Fund 305-CALTRANS Grant Fund .....	86-87
Habitat & Impact Fees Funds .....	88-90
Fund 130 Special Assessment District Fund .....	91-92

# CITY OF COALINGA

## FISCAL YEAR 2018-2019 ADOPTED BUDGET

### TABLE OF CONTENTS

<u>CONTENT DESCRIPTIONS</u>	<u>PAGE</u>
Fund 150 Coalinga Public Financing Authority .....	93-94
Fund 501-Water Enterprise Fund.....	95-102
Fund 502-Gas Enterprise Fund.....	103-108
Fund 503-Wastewater Enterprise Fund.....	109-115
Fund 504-Sanitation Enterprise Fund .....	116-121
Fund 651-Utility Billing Enterprise Fund .....	122-124
Fund 506-Transit Fund.....	125-127
Fund 815 & 820-Successor Agency-Housing & RDA.....	128-131
Fund 851-EDA Building Rentals .....	132-134
Fund 852-EDA Revolving Loan .....	135-136
Appendix .....	137-140



# City Council



MAYOR, NATHAN VOSBURG

December 2014–December 2018



MAYOR PRO-TERM, TANYA STOLZ

January 2016-January 2020



COUNCILMAN, RON RAMSEY

December 2014-December 2018



COUNCILMAN, RON LANDER

January 2016-January 2020



COUNCILMAN, ADAM ADKISSON

March 2018-December 2018



CLERK, WANDA EARLS

January 2016-January 2020

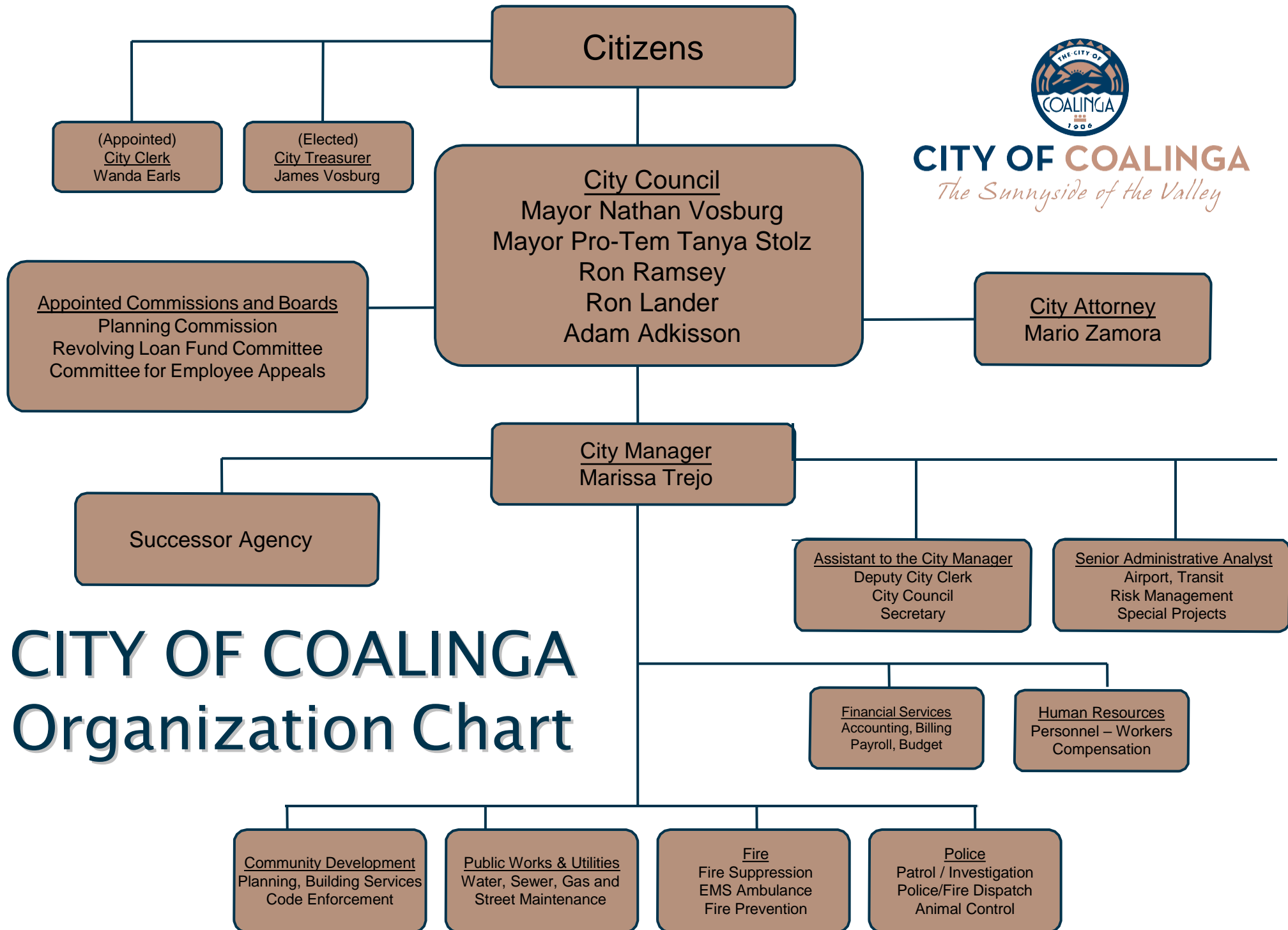



TREASURER, JAMES VOSBURG

January 2016-January 2020



**CITY OF COALINGA**  
*The Sunnyside of the Valley*





June 21, 2018

Honorable Mayor Vosburg and Members of the Coalinga City Council:

It is my privilege to present the City of Coalinga's Fiscal Year 2018-2019 Annual Operating Budget. This document establishes a scope of work and financial plan for the City to undertake during the fiscal year beginning on July 1, 2018 and ending on June 30, 2019.

The purpose of the Annual Operating Budget document is to present the public and the City Council a comprehensive plan for proposed operations relating to the associated fiscal year. The budget provides the framework for effective and efficient delivery of public services to the City of Coalinga based on the Goals and Objectives adopted by the City Council.

Our budget document is intended to accomplish two things. First, to provide City management the opportunity to present its recommendations for levels of services and methods of financing those services and, second, to provide effective control by the City Council over the expenditure of public funds. We, the City, are the stewards of the taxpayer dollars we receive and we strive to be accountable for that stewardship. Our annual budget process provides Council, City management, and the public multiple opportunities to provide input on the programs, activities, priorities, and goals and objectives of their local government and guide the decision-making process which ultimately guides the development of the annual budget.

During the budget process and public workshops, Council expressed their commitment to the following Goals and Objectives:

Goal 1: Financial Stability

Objectives

- 1.1: Maintain adequate financial reserves.
- 1.2: Clearly define service levels and associated resource requirements.
- 1.3: Identify and implement new revenue sources.
- 1.4: Locate cost efficiencies.
- 1.5: Maintain solid financial information.

## Goal 2: Service Excellence

### Objectives

- 2.1: Improve community appearance and protect neighborhood integrity.
- 2.2: Promote a positive work environment.
- 2.3: Recruit, retain and develop a diverse municipal workforce.
- 2.4: Actively engage and communicate with the community.
- 2.5: Maintain organizational consistency.

## Goal 3: Safe and Healthy Community

### Objectives

- 3.1: Clearly define safety service levels and associated resource requirements.
- 3.2: Identify and eliminate hazards.
- 3.3: Ensure public infrastructure is adequate.
- 3.4: Enhance public awareness and participation in crime prevention.
- 3.5: Clearly define an all hazards mitigation plan.

## Goal 4: Systematic Infrastructure Investments

### Objectives

- 4.1: Ensure consistent and uninterrupted utility service.
- 4.2: Support strategic investments in City facilities.
- 4.3: Support and fund capital improvement projects.
- 4.4: Plan and design for future growth.
- 4.5: Analyze and invest in regional opportunities.

Goal 5: Inclusive and Collaborative Governance

Objectives

- 5.1: Increase civic engagement.
- 5.2: Enhance transparency.
- 5.3: Strengthen relationships with other agencies, non-profit organizations and service clubs.
- 5.4: Promote community safety.
- 5.5: Support community-wide events.

Since 2011, with the passage of AB 109 and the closure of Claremont Custody Center, the City has been adopting budgets with a focus on reducing costs while maintaining services provided. Unfortunately, fiscal 2017-2018 produced some unwanted but necessary cuts to services with the failure of Measure C, the City's one-cent sales tax measure. These cuts not only included reductions to general operational expenses, but also the elimination of several positions within the City including, our one and only Custodian position, the Economic Development Coordinator position, one Police Lieutenant position, one Police Sergeant position, one Police Corporal position, two Police Officer positions, all vacant Police and Fire Reserve positions, one Equipment Mechanic position, the Code Enforcement Officer position, and the Community Development Secretary position.

For Fiscal Year 2018-2019, the City is hopeful that the proposed one-cent sales tax measure, now known as Measure J, will be successful so that we cannot only maintain public safety levels, but actually improve them for the benefit of the community.

The budget for Fiscal Year 2018-2019 is a collaborative effort constructed by City management in conjunction with Council's vision and leadership. I would like to offer my sincere appreciation and gratitude to everyone for their dedication and cooperation in creating a fiscally sound budget.

Respectfully submitted,

  
Marissa Trejo  
City Manager

# *Budget Resolution*

**RESOLUTION NO. 3814**

**A RESOLUTION OF THE CITY COUNCIL OF THE CITY OF COALINGA ADOPTING THE FINAL BUDGET OF THE CITY OF COALINGA FOR THE FISCAL YEAR JULY 1, 2018 TO JUNE 30, 2019, PROVIDING FOR THE APPROPRIATION AND EXPENDITURE OF ALL SUMS SET FORTH IN SAID FINAL BUDGET, PROVIDING FOR THE TRANSFERS AND ADDITIONAL APPROPRIATIONS AND REPEALING ALL RESOLUTIONS AND PARTS OF RESOLUTIONS IN CONFLICT HEREWITH**

**WHEREAS**, the City Council of the City of Coalinga has submitted a Proposed Budget for the fiscal year July 1, 2018 through June 30, 2019; and

**WHEREAS**, after examination, deliberation and due consideration, the City Council of the City of Coalinga has approved the same with modifications; and

**WHEREAS**, it is the intention of the City Council to adopt the said budget as modified and amended by the City Council of the City of Coalinga as the Final Budget for the fiscal year 2018-2019.

**NOW, THEREFORE, BE IT RESOLVED BY THE CITY COUNCIL OF THE CITY OF COALINGA AS FOLLOWS:**

1. That certain budget for the fiscal year July 1, 2018 through June 30, 2019, presently on file in the office of the Deputy City Clerk entitled, "CITY OF COALINGA - ANNUAL BUDGET - FISCAL YEAR 2018-19," which is hereby referred to and incorporated herein by reference as though fully set forth herein verbatim, is hereby adopted as modified and amended by the City Council of the City of Coalinga as the Final Annual Budget of the City of Coalinga for the fiscal year July 1, 2018 through June 30, 2019.

2. From and after the operative date of this resolution the several amounts stated in the Final Annual Budget hereinafter referred to as adopted expenditures shall become and thereafter be appropriated to the offices, departments, accounts, objects and purposes stated therein for the fiscal year to which said budget is to apply and said monies are hereby authorized to be expended for the purposes and objects specified in said budget.


3. All resolutions and parts of resolutions in conflict herewith, including, but not necessarily limited to, such resolutions or parts of resolutions relating to compensation, allowances or benefits as may be in conflict herewith, are hereby expressly repealed.

4. This resolution shall take effect immediately upon adoption.


**PASSED AND ADOPTED** by the City Council of the City of Coalinga at its Regular Meeting on June 21, 2018 by the following vote:

AYES: Lander, Ramsey, Adkisson, Stolz, Vosburg  
NOES: None  
ABSTAIN: None  
ABSENT: None

APPROVED

  
\_\_\_\_\_  
Nathan Vosburg, Mayor

ATTEST

  
\_\_\_\_\_  
City Clerk/Deputy City Clerk

**RESOLUTION NO. PFA 18-01**

**A RESOLUTION OF THE BOARD OF DIRECTORS OF THE COALINGA PUBLIC FINANCING AUTHORITY ADOPTING THE FINAL BUDGET OF THE COALINGA PUBLIC FINANCING AUTHORITY FOR THE FISCAL YEAR JULY 1, 2018 TO JUNE 30, 2019, PROVIDING FOR THE APPROPRIATION AND EXPENDITURE OF ALL SUMS SET FORTH IN SAID FINAL BUDGET, PROVIDING FOR THE TRANSFERS AND ADDITIONAL APPROPRIATIONS AND REPEALING ALL RESOLUTIONS AND PARTS OF RESOLUTIONS IN CONFLICT HEREWITH**

**WHEREAS**, the Board of Directors of the Coalinga Public Financing Authority has submitted to it a Proposed Budget for the fiscal year July 1, 2018 through June 30, 2019; and

**WHEREAS**, after examination, deliberation and due consideration, the Board of Directors of the Coalinga Public Financing Authority has approved the same with modifications; and

**WHEREAS**, it is the intention of the Board of Directors to adopt the said budget as modified and amended by the Board of Directors of the Coalinga Public Financing Authority as the Final Budget for the fiscal year 2018-2019.

**NOW, THEREFORE, BE IT RESOLVED BY THE BOARD OF DIRECTORS OF THE COALINGA PUBLIC FINANCING AUTHORITY AS FOLLOWS:**

1. That the applicable portion of that certain budget for the fiscal year July 1, 2018 through June 30, 2019, presently on file in the office of the Deputy City Clerk entitled, "CITY OF COALINGA - ANNUAL BUDGET - FISCAL YEAR 2018-19," which is hereby referred to and incorporated herein by reference as though fully set forth herein verbatim, is hereby adopted as modified and amended by the Board of Directors of the Coalinga Public Financing Authority as the Final Annual Budget of the Coalinga Public Financing Authority for the fiscal year July 1, 2018 through June 30, 2019.

2. From and after the operative date of this resolution the several amounts stated in the Final Annual Budget hereinafter referred to as adopted expenditures shall become and thereafter be appropriated to the offices, departments, accounts, objects and purposes stated therein for the fiscal year to which said budget is to apply and said monies are hereby authorized to be expended for the purposes and objects specified in said budget.

3. All resolutions and parts of resolutions in conflict herewith, including, but not necessarily limited to, such resolutions or parts of resolutions relating to compensation, allowances or benefits as may be in conflict herewith, are hereby expressly repealed.

4. This resolution shall take effect immediately upon adoption.

**PASSED AND ADOPTED** by the Board of Directors of the Coalinga Public Financing Authority at its Regular Meeting on June 21, 2018, by the following vote:


AYES: Lander, Ramsey, Adkisson, Stolz, Vosburg

NOES: None


ABSTAIN: None

ABSENT: None

APPROVED

  
\_\_\_\_\_  
Nathan Vosburg, Mayor/Chairman

ATTEST

  
\_\_\_\_\_  
City Clerk/Deputy City Clerk

Resolution No. PFA 18-01

**RESOLUTION NO. SA-325**

**A RESOLUTION OF THE BOARD OF DIRECTORS OF THE SUCCESSOR AGENCY OF THE FORMER REDEVELOPMENT AGENCY OF THE CITY OF COALINGA ADOPTING THE FINAL BUDGET OF THE SUCCESSOR AGENCY FOR THE FISCAL YEAR JULY 1, 2018 TO JUNE 30, 2019, PROVIDING FOR THE APPROPRIATION AND EXPENDITURE OF ALL SUMS SET FORTH IN SAID FINAL BUDGET, PROVIDING FOR THE TRANSFERS AND ADDITIONAL APPROPRIATIONS AND REPEALING ALL RESOLUTIONS AND PARTS OF RESOLUTIONS IN CONFLICT HEREWITH**

**WHEREAS**, the Board of Directors of the Successor Agency of the Former Redevelopment Agency of the City of Coalinga has submitted a Proposed Budget for the fiscal year July 1, 2018 through June 30, 2019; and

**WHEREAS**, after examination, deliberation and due consideration, the Board of Directors of the Successor Agency of the Former Redevelopment Agency of the City of Coalinga has approved the same with modifications; and

**WHEREAS**, it is the intention of the Board of Directors to adopt the said budget as modified and amended by the Board of Directors of the Successor Agency of the Former Redevelopment Agency of the City of Coalinga as the Final Budget for the fiscal year 2018-2019.

**NOW, THEREFORE, BE IT RESOLVED BY THE BOARD OF DIRECTORS OF THE SUCCESSOR AGENCY OF THE FORMER REDEVELOPMENT AGENCY OF THE CITY OF COALINGA AS FOLLOWS:**

1. That the applicable part of that certain budget for the fiscal year July 1, 2018 through June 30, 2019, presently on file in the office of the Deputy City Clerk entitled, "CITY OF COALINGA - ANNUAL BUDGET - FISCAL YEAR 2018-19," which is hereby referred to and incorporated herein by reference as though fully set forth herein verbatim, is hereby adopted as modified and amended by the Board of Directors of the Successor Agency of the Former Redevelopment Agency of the City of Coalinga as the Final Annual Budget of the Successor Agency for the fiscal year July 1, 2018 through June 30, 2019.

2. From and after the operative date of this resolution the several amounts stated in the Final Annual Budget hereinafter referred to as adopted expenditures shall become and thereafter be appropriated to the offices, departments, accounts, objects and purposes stated therein for the fiscal year to which said budget is to apply and said monies are hereby authorized to be expended for the purposes and objects specified in said budget.

3. All resolutions and parts of resolutions in conflict herewith, including, but not necessarily limited to, such resolutions or parts of resolutions relating to compensation, allowances or benefits as may be in conflict herewith, are hereby expressly repealed.

4. This resolution shall take effect immediately upon adoption.

\*\*\*\*\*

**PASSED AND ADOPTED** by the Board of Directors of the Successor Agency of the Former Redevelopment Agency of the City of Coalinga at its Regular Meeting on June 21, 2018, by the following vote:


AYES: Lander, Ramsey, Adkisson, Stolz, Vosburg

NOES: None


ABSTAIN: None

ABSENT: None

APPROVED

  
\_\_\_\_\_  
Nathan Vosburg, Mayor/Chairman

ATTEST

  
\_\_\_\_\_  
City Clerk/Deputy City Clerk

Resolution No. SA-325

**RESOLUTION NO. 3815**

**A RESOLUTION OF THE CITY COUNCIL OF THE CITY OF COALINGA  
ADOPTING THE ANNUAL APPROPRIATIONS LIMIT FOR FISCAL YEAR 2018-2019**

**WHEREAS**, Article XIII B of the California Constitution requires cities to adopt annual appropriations limits; and

**WHEREAS**, Government Code Section 7910 requires each local government to establish its appropriation limit by resolution each year at a regularly scheduled meeting or a noticed special meeting; and

**WHEREAS**, the annual adjustment factors used in determining the appropriations limit requires a recorded vote of the City Council; and

**WHEREAS**, any challenge to the appropriations limit must be brought within 45 days of the effective date of this resolution.

**NOW, THEREFORE, BE IT RESOLVED THAT** the Appropriations Limit for the fiscal year 2018-2019 is hereby set at \$8,726,947 and that one copy of the Appropriations Limit Worksheet, attached hereto and made a part hereof, describes how the appropriations limit was computed.

**BE IT FURTHER RESOLVED THAT** the City of Coalinga has used the change in California's per capita personal income and the County of Fresno's population growth as annual adjustment factors for determining the Appropriations Limit.

**BE IT FURTHER RESOLVED THAT** any challenges to said Appropriation Limit must be filed in writing with the City Manager by no later than 45 days after the adoption of this Resolution. If challenges are made, the matter shall be set for hearing before the City Council at its next regularly scheduled meeting.

This resolution shall take effect immediately upon adoption.

\* \* \* \* \*

**PASSED AND ADOPTED** by the City Council of the City of Coalinga at its Regular Meeting on **June 21, 2017**, by the following vote:


AYES: Lander, Stolz, Adkisson, Ramsey, Vosburg

NOES: None


ABSTAIN: None

ABSENT: None

**APPROVED**

  
\_\_\_\_\_  
Nathan Vosburg, Mayor

**ATTEST**

  
\_\_\_\_\_  
City Clerk/Deputy City Clerk

**CITY OF COALINGA  
APPROPRIATIONS LIMIT for FY 2018-2019**

***RESOURCES ***		***APPROPRIATIONS***	
<u>PROCEEDS OF TAXES</u>		<u>SUBJECT TO LIMITATIONS</u>	
Property Taxes	399,200	3,437,200	General Fund
Ad Valorem Taxes (Public Safety)	393,000	454,010	Highway Users Tax-Streets
Sales Taxes	778,000		
Business License Fees	-		
Motor Vehicle In Lieu Fees	1,500,000		
Other Taxes	367,000		
Highway Users Tax	454,010		
<b>Total Proceeds of Taxes</b>	<b>3,891,210</b>	<b>3,891,210</b>	<b>Total Appropriations Subject to Limitations</b>
		<b>\$8,726,947</b>	<b>Appropriations Limit for FY19</b>

**FY 2019 Appropriation  
Limit Calculation:**

FY18 Appropriation Limit	\$8,314,901	
x Population Factor	1.24%	County Population
= Increased Limit	\$8,418,006	
x Personal Income Factor	3.67%	
= FY19 Appropriation Limit	\$8,726,947	

**Comparison**

FY19 Appropriation Limit	\$8,726,947	
FY19 Appropriations Subject to the Appropriations Limit	3,891,210	
FY19 Appropriations under the Appropriations Limit	\$4,835,737	

RESOLUTION NO. 3816

**A RESOLUTION OF THE CITY COUNCIL OF THE CITY OF COALINGA  
AUTHORIZING A TRANSFER OF FUNDS FROM THE GENERAL CAPITAL PROJECTS  
FUND TO THE GENERAL FUND**

**WHEREAS**, In previous fiscal years the City Council transferred General Fund monies in to the General Capital Projects Fund; and

**WHEREAS**, these funds were encumbered for funding general capital projects; and

**WHEREAS**, the City Council desires to disencumber \$1,700,000 from the General Capital Projects fund back to the General Fund; and

**WHEREAS**, the City Council has included this transfer of funds in the Fiscal Year 2018-2019 budget.

**NOW THEREFORE, BE IT RESOLVED**, by the City Council of the City of Coalinga as follows:

1. Disencumber \$1,700,000 from the General Capital Projects Fund.
2. The City Manager and Finance Director are authorized to make the transfer of funds from the General Capital Projects Fund to the General Fund as approved in the Fiscal Year 2018-2019 Budget.

**PASSED AND ADOPTED** by the City Council of the City of Coalinga at a Regular meeting held on the 21<sup>st</sup> day of June 2018, by the following vote:


AYES: Adkisson, Ramsey, Lander, Stolz, Vosburg

NOES: None

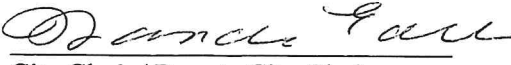
ABSTAINED: None

ABSENT: None

APPROVED:

  
\_\_\_\_\_  
Mayor, Nathan Vosburg

ATTEST:

  
\_\_\_\_\_  
City Clerk / Deputy City Clerk

*Budgeted  
Elected  
Officials and  
Staff*

<b>Position</b>	<b>FY 2012</b>	<b>FY 2013</b>	<b>FY 2014</b>	<b>FY 2015</b>	<b>FY 2016</b>	<b>FY 2017</b>	<b>FY 2018</b>	<b>FY 2019</b>
Mayor	1	1	1	1	1	1	1	1
Mayor Pro-Tem	1	1	1	1	1	1	1	1
City Council	3	3	3	3	3	3	3	3
Treasurer	1	1	1	1	1	1	1	1
City Clerk	1	1	1	1	1	1	1	1
<b>Total</b>	<b>7</b>	<b>7</b>	<b>7</b>	<b>7</b>	<b>7</b>	<b>7</b>	<b>7</b>	<b>7</b>
<b>Position</b>	<b>FY 2012</b>	<b>FY 2013</b>	<b>FY 2014</b>	<b>FY 2015</b>	<b>FY 2016</b>	<b>FY 2017</b>	<b>FY 2018</b>	<b>FY 2019</b>
City Manager	1	1	1	1	1	1	1	1
Assistant to City Manager/Dep City Clerk	1	1	1	1	1	1	1	1
Executive Assistant/Deputy City Clerk	0	0	0	0	0	0	0	0
Senior Administrative Analyst	1	1	1	1	1	1	1	1
Administrative Assistant	0	0	0	0	0	0	0	0
Custodian	1	2	1	1	1	1	0	0
Custodian (part-time)	0	0	0	0	0	1	0	0
Bus Driver	1	1	1	1	1	1	1	1
Lead Bus Driver	1	1	1	1	1	1	1	1
Relief Bus Driver	4	4	2	2	2	2	2	2
City Ambassador	0	0	0	0	0	0	1	10
<b>Total</b>	<b>10</b>	<b>11</b>	<b>8</b>	<b>8</b>	<b>8</b>	<b>9</b>	<b>7</b>	<b>17</b>
<b>Position</b>	<b>FY 2012</b>	<b>FY 2013</b>	<b>FY 2014</b>	<b>FY 2015</b>	<b>FY 2016</b>	<b>FY 2017</b>	<b>FY 2018</b>	<b>FY 2019</b>
Human Resources Director	1	1	1	1	1	0	0	0
Human Resources Manager	0	0	0	0	0	0	0	0
Human Resources Analyst	1	1	1	1	1	1	1	1
Human Resources Generalist	0	1	0	0	0	1	1	1
Human Resources Assistant	0	0	0	0	0	0	0	0
Human Resources Assistant (part-time)	0	0	0	0	1	0	0	0
Office Assistant (Confidential)	0	0	0	0	0	0	0	0
Committee for Employee Appeals	3	3	3	3	3	3	3	3
Committee for Employee Appeals (Alt)	2	2	2	2	2	2	2	2
<b>Total</b>	<b>7</b>	<b>8</b>	<b>7</b>	<b>7</b>	<b>8</b>	<b>7</b>	<b>7</b>	<b>7</b>
<b>Position</b>	<b>FY 2012</b>	<b>FY 2013</b>	<b>FY 2014</b>	<b>FY 2015</b>	<b>FY 2016</b>	<b>FY 2017</b>	<b>FY 2018</b>	<b>FY 2019</b>
Financial Services Director	1	1	1	1	1	1	1	1
Assistant Financial Services Director	1	1	0	0	0	0	0	0
Deputy Financial Services Manager	0	0	0	0	0	0	0	0
Finance Manager	1	1	1	1	1	0	0	0
Accounting Supervisor	0	0	0	0	0	0	0	0
Financial Services Supervisor	0	0	0	0	0	1	1	1
Junior Accountant/Accountant	0	0	0	0	0	0	0	1
Accounting Technician	1	1	0	0	0	1	1	0
Account Clerk III	1	1	1	1	0	0	0	0
Account Clerk II	0	0	0	0	1	1	1	1
Account Clerk I	3	3	3	3	3	3	3	3
Customer Service Representative	0	0	0	0	0	0	0	0
Account Clerk I- Part-time	0	0	0	0	0	0	0	0
<b>Total</b>	<b>8</b>	<b>8</b>	<b>6</b>	<b>6</b>	<b>6</b>	<b>7</b>	<b>7</b>	<b>7</b>

<b>Position</b>	<b>FY 2012</b>	<b>FY 2013</b>	<b>FY 2014</b>	<b>FY 2015</b>	<b>FY 2016</b>	<b>FY 2017</b>	<b>FY 2018</b>	<b>FY 2019</b>
Community Development Director	0	0	0	0	0	1	1	1
Asst Community Development Director	1	1	1	1	1	0	0	0
Community Development Coordinator	0	0	0	0	0	0	0	0
Associate Planner	0	0	0	0	0	0	0	0
Community Development Technician	0	0	0	0	0	0	0	0
Community Development Assistant	1	1	1	0	0	0	0	0
Office Assistant	0	0	0	0	0	0	0	0
Office Assistant (part-time)	0	0	0	1	1	0	0	0
Secretary	0	0	0	0	0	1	1	0
Certified Building Official	1	1	1	1	1	1	1	1
Code Enforcement Officer	1	1	1	1	1	1	0	0
Senior Code Enforcement Officer	0	0	0	0	0	0	0	0
Planning Commissioner	5	5	5	5	5	5	5	5
Deputy Fire Marshall	0	0	0	0	0	0	0	0
<b>Total</b>	<b>9</b>	<b>9</b>	<b>9</b>	<b>9</b>	<b>9</b>	<b>9</b>	<b>8</b>	<b>7</b>
<b>Position</b>	<b>FY 2012</b>	<b>FY 2013</b>	<b>FY 2014</b>	<b>FY 2015</b>	<b>FY 2016</b>	<b>FY 2017</b>	<b>FY 2018</b>	<b>FY 2019</b>
Deputy Director RDO/Econ Dev Director	0	0	0	0	0	0	0	0
Economic Development Coordinator	0	0	1	0	0	1	1	0
Economic Development Assistant	1	1	0	0	0	0	0	0
<b>Total</b>	<b>1</b>	<b>1</b>	<b>1</b>	<b>0</b>	<b>0</b>	<b>1</b>	<b>1</b>	<b>0</b>
<b>Position</b>	<b>FY 2012</b>	<b>FY 2013</b>	<b>FY 2014</b>	<b>FY 2015</b>	<b>FY 2016</b>	<b>FY 2017</b>	<b>FY 2018</b>	<b>FY 2019</b>
Police Chief	1	1	1	1	1	1	1	1
Commander	0	0	0	0	0	0	0	1
Lieutenant	2	2	2	2	2	2	2	0
Sergeant	4	4	5	5	5	5	5	4
Detective	1	1	1	1	1	1	1	0
Corporal	3	3	2	2	2	2	2	2
School Resources Officer	0	0	0	0	0	0	2	2
Police Officer	10	10	10	10	10	11	11	5
Public Safety Dispatcher	7	7	7	7	7	7	5	4
Public Safety Dispatcher - Part-Time	0	0	0	0	0	0	2	4
Records Clerk	1	1	1	1	1	2	2	2
Property and Evidence Technician	1	1	1	1	1	1	0	0
Property and Evidence Technician (Reserve)	0	0	1	1	1	1	0	0
Secretary to Chief of Police	1	1	1	1	1	1	1	1
Animal Control/Com Services Officer	1	1	1	1	1	2	1	1
Animal Control/Com Services Officer (p/t)	1	1	1	1	1	1	1	0
Crossing Guard- Paid	3	3	3	3	3	3	0	0
Crossing Guard- Unpaid	1	1	1	1	1	1	0	0
Records Clerk- Volunteer	1	1	1	1	1	1	0	0
Reserve Sergeant- Paid	1	1	1	1	1	1	0	0
Reserve Police Officer- Paid	4	4	10	10	10	10	2	2
Reserve Police Officer- Unpaid	6	6	0	0	0	0	0	0
Citizen on Patrol- Volunteer	8	8	8	8	8	8	8	8
<b>Total</b>	<b>57</b>	<b>57</b>	<b>58</b>	<b>58</b>	<b>58</b>	<b>61</b>	<b>46</b>	<b>37</b>
<b>Position</b>	<b>FY 2012</b>	<b>FY 2013</b>	<b>FY 2014</b>	<b>FY 2015</b>	<b>FY 2016</b>	<b>FY 2017</b>	<b>FY 2018</b>	<b>FY 2019</b>
Fire Chief	1	1	1	1	1	1	1	1
Captain	3	3	3	3	3	3	3	3
Engineer	3	3	3	3	3	3	3	3
Firefighter/Paramedic	9	9	9	9	9	12	9	9
Firefighter/EMT	3	6	6	7	7	3	3	3
Administrative Assistant to the Fire Chief	1	0	0	0	0	0	0	0
Office Assistant	0	1	1	1	1	0	0	0
Office Assistant- Volunteer	1	1	1	1	1	1	0	0
Secretary	0	0	0	0	0	1	1	1
Reserve Firefighter/EMT/Paramedic	12	15	15	15	15	15	15	3
<b>Total</b>	<b>33</b>	<b>39</b>	<b>39</b>	<b>40</b>	<b>40</b>	<b>39</b>	<b>35</b>	<b>23</b>

<b>Position</b>	<b>FY 2012</b>	<b>FY 2013</b>	<b>FY 2014</b>	<b>FY 2015</b>	<b>FY 2016</b>	<b>FY 2017</b>	<b>FY 2018</b>	<b>FY 2019</b>
Public Works & Utilities Director	0	0	0	0	0	1	1	1
Public Works Supervisor	0	0	0	0	0	0	0	1
Utilities Supervisor	0	0	0	0	0	0	0	1
Public Utilities Coordinator	0	0	0	0	0	0	0	1
Assistant Engineer	0	0	0	0	0	0	0	1
Secretary	0	0	0	0	0	1	1	1
Field Services Manager	1	1	1	1	1	1	1	0
Assistant Field Services Manager	2	2	2	2	2	2	2	1
Maintenance Worker III	1	1	1	1	1	3	3	3
Maintenance Worker I-II	6	6	6	6	6	4	7	7
Equipment Mechanic	2	2	2	2	2	2	1	1
Maintenance Worker I/Street Sweeper	1	1	1	1	1	1	1	1
Groundskeeper	4	4	4	3	3	3	0	0
Chief Plant Operator	1	1	1	1	1	1	1	0
Operations Superintendent	1	1	1	0	0	1	0	0
Water Operator/Analyst	1	1	1	1	1	0	0	0
Water Operator Grade III	0	0	0	2	2	1	1	1
Water Operator Grade I-II	3	3	3	3	3	4	6	6
Water Operator Apprentice	0	0	0	0	0	0	0	0
Water Operator Apprentice (part-time)	0	0	2	2	2	2	2	2
Maintenance Worker I- Water Plant	1	1	0	0	0	0	0	0
<b>Total</b>	<b>24</b>	<b>24</b>	<b>25</b>	<b>25</b>	<b>25</b>	<b>27</b>	<b>27</b>	<b>28</b>
	<b>FY 2012</b>	<b>FY 2013</b>						
<b>Position</b>	<b>(Partial)</b>	<b>(Partial)</b>	<b>FY 2014</b>	<b>FY 2015</b>	<b>FY 2016</b>	<b>FY 2017</b>	<b>FY 2018</b>	<b>FY 2019</b>
Director	1	1	0	0	0	0	0	0
Assistant Director	1	1	0	0	0	0	0	0
Correctional Lieutenant	4	4	0	0	0	0	0	0
Correctional Sergeant	5	5	0	0	0	0	0	0
Correctional Corporal	4.77	0	0	0	0	0	0	0
Correctional Officer	55.57	60	0	0	0	0	0	0
Canteen Manager	1	1	0	0	0	0	0	0
Administrative Secretary	1	1	0	0	0	0	0	0
Account Clerk I	3	3	0	0	0	0	0	0
Food Service Manager	1	1	0	0	0	0	0	0
Cook Supervisor	4	4	0	0	0	0	0	0
Registered Nurse	0	1	0	0	0	0	0	0
Licensed Vocational Nurse	2	3	0	0	0	0	0	0
Maintenance Supervisor	2	2	0	0	0	0	0	0
Correctional Officer- On-call	10	10	0	0	0	0	0	0
Licensed Vocational Nurse- Part-time	0.75	1.5	0	0	0	0	0	0
<b>Total</b>	<b>96.09</b>	<b>98.5</b>	<b>0</b>	<b>0</b>	<b>0</b>	<b>0</b>	<b>0</b>	<b>0</b>
	<b>FY 2012</b>	<b>FY 2013</b>	<b>FY 2014</b>	<b>FY 2015</b>	<b>FY 2016</b>	<b>FY 2017</b>	<b>FY 2018</b>	<b>FY 2019</b>
<i>Total Number of City Employees</i>	252.09	262.5	160	160	161	166	144	133



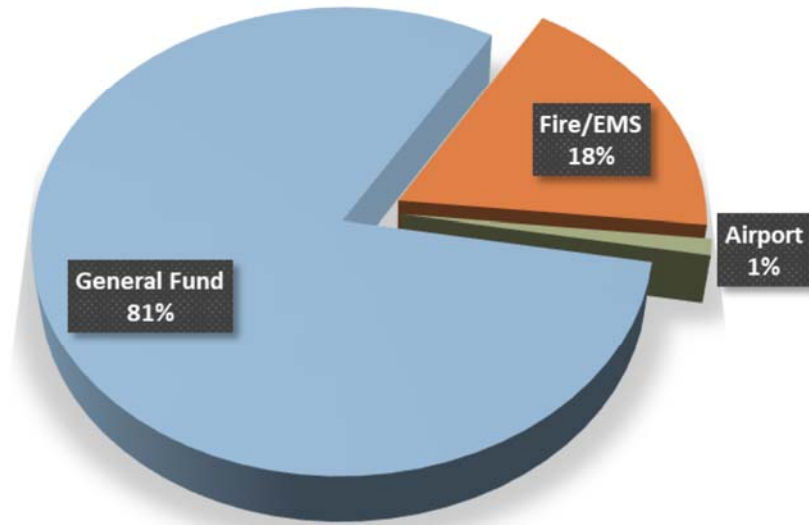
# *General Fund*

**FUND 101**

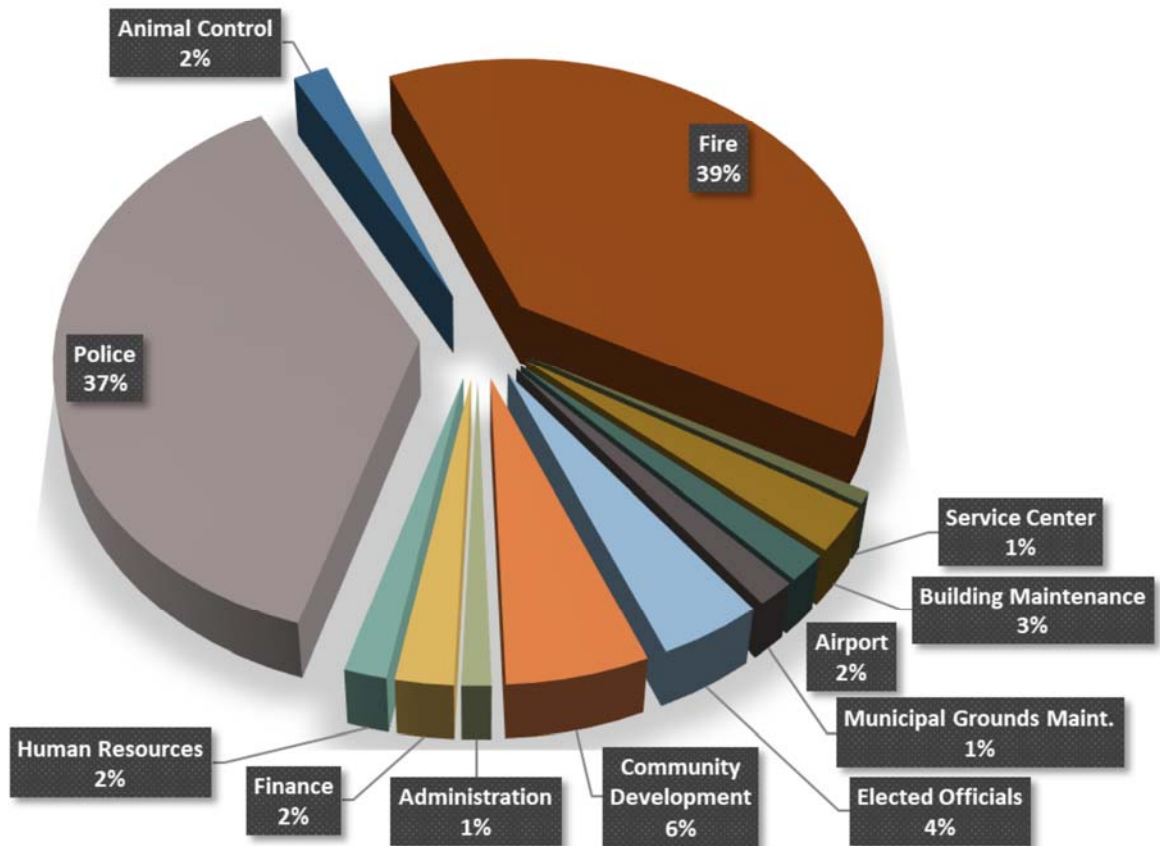
# City of Coalinga

## Fiscal Year 2018-2019 Adopted Budget

### General Fund Revenues



### General Fund Expenses



City of Coalinga  
General Fund  
Revenue and Expense

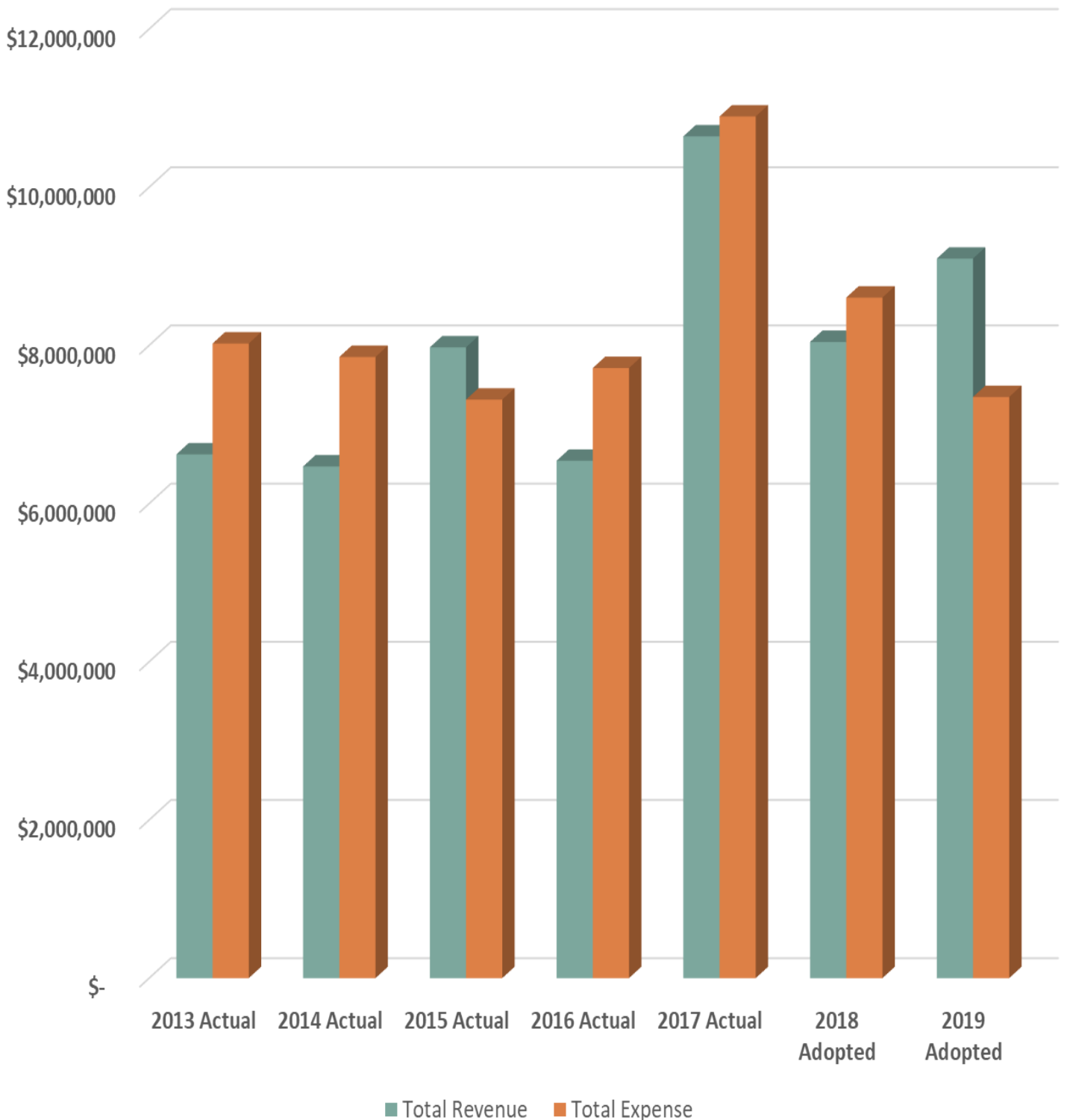
*FY 2018-2019 Adopted Budget*

Fiscal Years:	2013	2014	2015	2016	2017	2017	2018	2019
	Actual	Actual	Actual	Actual	Adopted	Actual	Adopted	Adopted
						(unaudited)		
<b>Beginning Fund Balance</b>	<b>2,088,604</b>	<b>686,945</b>	<b>(697,315)</b>	<b>(36,836)</b>	<b>(1,208,625)</b>	<b>(1,208,625)</b>	<b>(1,460,455)</b>	<b>(2,021,790)</b>
<b>Revenue:</b>								
General	5,017,162	4,699,923	6,033,650	5,025,679	4,703,801	9,352,053	5,475,336	7,348,100
Fire/EMS	1,498,986	1,666,570	1,871,867	1,431,496	2,305,271	1,199,476	2,465,100	1,646,100
Airport	105,743	102,555	69,569	84,246	102,850	90,604	102,850	102,850
<b>TOTAL REVENUE:</b>	<b>6,621,892</b>	<b>6,469,048</b>	<b>7,975,086</b>	<b>6,541,421</b>	<b>7,111,922</b>	<b>10,642,133</b>	<b>8,043,286</b>	<b>9,097,050</b>
<b>Expense:</b>								
Elected Officials	189,839	206,063	250,176	413,349	230,717	448,671	226,670	308,273
Community Development	362,606	321,946	276,812	317,657	304,956	425,803	447,036	426,359
Administration	216,635	220,846	76,481	68,685	78,831	124,930	139,539	88,634
Finance	190,296	137,486	142,651	222,684	168,970	173,350	170,417	173,135
Human Resources	238,679	219,751	153,458	112,500	137,934	104,017	140,452	127,951
Police	3,225,924	3,124,602	2,909,068	2,969,102	3,058,000	3,362,684	3,183,127	2,741,933
Animal Control	-	-	-	-	-	-	152,099	125,397
Fire	2,821,682	2,820,014	2,674,991	2,405,794	3,325,920	2,754,887	3,601,500	2,867,150
Service Center	161,925	159,291	156,790	159,407	166,556	155,577	111,888	50,998
Building Maintenance	156,867	150,636	127,655	141,381	187,873	200,893	190,955	198,715
Airport	215,518	217,477	125,659	80,648	104,800	110,995	121,156	123,683
Municipal Grounds Maint.	243,581	137,176	138,970	150,118	141,588	135,496	116,157	115,058
<b>Sub Total</b>	<b>8,023,551</b>	<b>7,715,289</b>	<b>7,032,711</b>	<b>7,041,325</b>	<b>7,906,145</b>	<b>7,997,303</b>	<b>8,600,996</b>	<b>7,347,286</b>
Prior Period Adjustments			241,000	671,885				
Enterprise Fund Allocations							635,791	
Sale of Property							632,166	
CCF Operations/Maintenance		138,018	40,897	-	-	2,896,660	-	-
<b>TOTAL EXPENSE:</b>	<b>8,023,551</b>	<b>7,853,308</b>	<b>7,314,608</b>	<b>7,713,210</b>	<b>7,906,145</b>	<b>10,893,963</b>	<b>8,604,621</b>	<b>7,347,286</b>
						<b>Operating Deficit</b>	<b>(557,710)</b>	
<b>Ending Fund Balance</b>	<b>686,945</b>	<b>(697,315)</b>	<b>(36,836)</b>	<b>(1,208,625)</b>	<b>(2,002,848)</b>	<b>(1,460,455)</b>	<b>(2,021,790)</b>	<b>(272,026)</b>
<b>Variance: Revenue vs Expense</b>	<b>(1,401,659)</b>	<b>(1,384,260)</b>	<b>660,478</b>	<b>(1,171,789)</b>	<b>(794,223)</b>	<b>(251,830)</b>	<b>(561,335)</b>	<b>1,749,764</b>

# CITY OF COALINGA

## Fiscal Year 2018-2019 Adopted Budget

### General Fund Revenues and Expenses



City of Coalinga  
General Fund  
Revenue and Expense

*FY 2018-2019 Adopted Budget*

FY Percentage Change	FY 2014 Actual	FY 2015 Actual	FY 2016 Actual	FY 2017 Adopted	FY 2017 Actual	FY 2018 Adopted	FY 2019 Adopted
<b>Revenue:</b>							
					actual vs. adopted		
General	-6.3%	28.4%	-16.7%	-6.4%	98.8%	16.4%	34.2%
Fire/EMS	11.2%	12.3%	-23.5%	61.0%	-48.0%	6.9%	-33.2%
Airport	-3.0%	-32.2%	21.1%	22.1%	7.5%	0.0%	0.0%
<b>Total Revenue Percent Change:</b>	-2.3%	23.3%	-18.0%	8.7%	62.7%	13.1%	13.1%
<b>Expense:</b>							
Elected Officials	8.5%	21.4%	65.2%	-44.2%	94.5%	-1.8%	36.0%
Community Development	-11.2%	-14.0%	14.8%	-4.0%	39.6%	46.6%	-4.6%
Administration	1.9%	-65.4%	-10.2%	14.8%	58.5%	77.0%	-36.5%
Finance	-27.8%	3.8%	56.1%	-24.1%	2.6%	0.9%	1.6%
Human Resources	-7.9%	-30.2%	-26.7%	22.6%	-24.6%	1.8%	-8.9%
Police	-3.1%	-6.9%	2.1%	3.0%	10.0%	4.1%	-13.9%
Animal Control							
Fire	-0.1%	-5.1%	-10.1%	38.2%	-17.2%	8.3%	-20.4%
Service Center	-1.6%	-1.6%	1.7%	4.5%	-6.6%	-32.8%	-54.4%
Building Maintenance	-4.0%	-15.3%	10.8%	32.9%	6.9%	1.6%	4.1%
Airport	0.9%	-42.2%	-35.8%	29.9%	5.9%	15.6%	2.1%
Municipal Grounds Maint.	-43.7%	1.3%	8.0%	-5.7%	-4.3%	-18.0%	-0.9%
<b>Total Expense Percent Change:</b>	-2.1%	-6.9%	5.4%	12.3%	1.2%	8.8%	-14.6%

**FY 2018-2019 Adopted Budget**

**General Fund**

Account	Description	2013 Actual	2014 Actual	2015 Actual	2016 Actual	2017 Adopted	2017 Actual (unaudited)	2018 Adopted	2019 Adopted
<b>GENERAL FUND REVENUES</b>									
101-400-40010	Current Year Secured	389,130	297,019	305,612	324,451	300,000	328,631	325,000	325,000
101-400-40020	Prior Year Secured	24,941	2,789	9,890	1,606	10,000	-	10,000	-
101-400-40030	Supplemental Secured	13,658	19,109	18,983	14,213	20,000	15,861	20,000	20,000
101-400-40040	Current Year Unsecured	46,870	44,344	42,117	46,304	47,000	47,112	47,000	47,000
101-400-40050	Prior Year Unsecured	1,625	3,774	4,794	1,690	5,000	4,505	5,000	5,000
101-400-40060	Supplemental Unsecured	68	142	197	143	1,000	145	1,000	200
101-400-40070	Penalties & Interest	6,344	1,063	6,293	1,193	1,500	2,012	1,500	2,000
101-400-40080	Public Safety Pension	327,565	336,292	362,520	353,500	350,000	388,710	350,000	390,000
101-400-40090	Supplement Public Safety Pens.	812	1,023	3,842	3,272	3,000	2,295	3,000	3,000
101-400-40120	Property Tax in Lieu of VLF	1,303,289	1,337,964	1,384,359	1,431,028	1,430,000	1,485,193	1,430,000	1,500,000
101-400-40130	Triple Flip Property Tax	359,194	149,776	138,871	251,978	200,000	-	-	-
101-400-40140	RDA PassThru/Residual Distrib.	330,612	173,104	204,555	62,618	100,000	734,920	200,000	200,000
101-400-41010	Sales & Use Tax	625,784	605,295	725,999	732,436	700,000	748,856	748,000	748,000
101-400-41020	Public Safety Sales Tax	28,005	29,563	27,476	35,329	30,000	32,833	30,000	30,000
101-400-41030	Airplane Apportionment	5,355	2,653	2,761	2,691	2,700	2,580	2,700	2,700
101-400-41040	PG & E Franchise	48,267	50,609	62,821	60,635	60,000	64,993	60,000	65,000
101-400-41050	Coalinga CATV Franchise	22,836	20,195	17,470	9,315	-	-	-	-
101-400-41060	Transient Occupancy Tax	25,320	27,885	27,116	19,288	30,000	20,237	25,000	20,000
101-400-41070	Real Property Transfers	13,144	14,609	14,915	13,441	12,000	22,474	12,000	22,000
101-400-41080	Mid Valley Franchise Fees	249,990	249,497	228,961	241,513	265,000	257,511	265,000	260,000
101-400-42010	Business Licenses	102,973	122,056	117,173	98,115	120,000	102,944	120,000	120,000
101-400-42030	Animal Licenses	363	363	606	795	800	1,312	800	900
101-400-42040	Bicycle Licenses	4	-	36	35	50	5	50	50
101-400-42050	Building Permits	36,896	74,761	68,629	43,570	50,000	71,627	57,500	100,000
101-400-42060	Electrical Permits	1,948	5,534	7,708	2,499	2,500	1,218	-	-
101-400-42070	Plumbing Permits	2,513	14,528	11,553	2,325	2,500	580	-	-
101-400-42080	Mechanical Permits	2,181	4,407	6,660	1,491	2,500	498	-	-
101-400-42110	Local Gun Permits	7,129	4,001	4,086	1,707	4,000	3,454	4,000	3,500
101-400-42120	Encroachment Permits	225	325	375	375	500	325	500	1,000
101-400-42130	Residential Solar Permit Fees	700	2,840	7,109	13,800	10,000	10,965	10,000	10,000
101-400-42170	Cannabis Application Fees	-	-	-	-	-	94,800	45,000	12,000
101-400-42180	Cannabis Regulatory Permit Renewal	-	-	-	-	-	2,400	4,000	2,292
101-400-42190	Cannabis Revenue Raising Fee	-	-	-	-	-	83,139	433,000	1,003,425
101-400-42200	Cannabis Regulatory Licensing Fee	-	-	-	-	-	70,092	222,000	265,752
101-400-43010	Vehicle Code Fines	19,751	22,737	23,547	22,954	20,200	19,793	23,000	20,000
101-400-43020	Other Court Fines	1,120	1,419	306	285	1,000	314	1,000	500
101-400-44010	Interest Earned	317	148	536	15,689	500	4,071	500	4,000
101-400-44020	Land Rentals	33,715	34,482	35,298	27,562	25,000	44,365	45,000	55,000
101-400-44060	Pride Sign Rentals	-	-	-	-	-	-	-	1,000
101-400-45010	Motor Vehicle In Lieu Fees	9,796	8,107	7,831	6,669	10,000	8,103	10,000	12,000
101-400-45060	Homeowners Property Tax Relief	12,106	11,743	11,217	10,791	10,000	10,406	10,000	10,000
101-400-45211	P.O.S.T. Reimbursement	15,825	11,195	16,336	7,342	15,000	2,983	-	-
101-400-45250	ABC Grant	-	-	-	-	-	-	-	-
101-400-45371	Abandoned Veh. Abatement Pgm.	20,902	30,132	-	7,427	-	-	-	-
101-400-46020	Planning & Dev. Fees	15,052	9,775	15,286	17,902	10,000	189,334	25,000	35,000
101-400-46030	Planning Non-reimbursable Fees	2,075	1,000	-	-	-	-	-	-
101-400-46040	Plan Checking Fees	17,785	18,777	64,344	29,571	15,000	34,511	30,000	40,000
101-400-46050	Vacant Building Registration	7,800	4,050	4,800	2,250	2,000	2,550	2,000	2,000
101-400-46060	Yard Sale Permit	375	350	675	538	400	350	400	-
101-400-46070	Code Enforcement Citation Misc	300	815	100	550	500	3,450	1,000	-
101-400-46080	Weed & Lot Cleaning Fees	-	-	1,464	799	-	-	-	-
101-400-46090	Misc. Public Works Receipts	70	300	-	-	100	-	100	100
101-400-46120	Police Service Reimbursements	2,461	2,768	17,623	68,547	70,000	151,144	10,000	10,000
101-400-46130	Accident Report Fees	2,527	2,114	2,136	2,657	260	2,579	2,000	2,000
101-400-46140	Fingerprint Fees	10,673	10,378	9,740	12,738	12,000	12,240	16,000	10,000
101-400-46160	Miscellaneous Police Receipts	17,452	13,127	17,787	13,428	14,500	11,184	14,500	10,000
101-400-46170	Animal Shelter Fees	3,366	618	1,370	1,542	1,500	1,612	1,500	2,000
101-400-46200	Court Order Restitution	-	-	-	-	-	-	-	-

**FY 2018-2019 Adopted Budget**

**General Fund**

Account	Description	2013 Actual	2014 Actual	2015 Actual	2016 Actual	2017 Adopted	2017 Actual	2018 Adopted	2019 Adopted
101-400-46210	Building Inspection Services	3,949	-	-	-	-	-	-	-
101-400-46220	CHUSD Resource Officer Program	-	-	-	-	-	46,720	94,000	94,000
101-400-46230	WHCC Resource Officer Program	-	-	-	-	-	43,250	86,500	86,500
101-400-46240	Dispatch Contract Fee	-	-	-	-	-	-	-	50,000
101-400-46250	Prop 40 Park Grant-Reimburse	-	-	27,106	-	-	-	-	-
101-400-46270	Claremont Custody Service Fee	-	-	-	-	-	-	-	-
101-400-46410	Claremont Allocation	-	-	-	-	-	-	-	-
101-400-46420	Water Enterprise Fund	235,260	235,260	235,260	208,257	235,260	-	235,260	-
101-400-46430	Natural Gas Enterprise Fund	144,534	144,534	144,534	93,909	144,534	-	144,534	-
101-400-46440	Sewer Enterprise Fund	235,960	235,960	235,960	79,158	235,960	-	235,960	-
101-400-46450	Sanitation Enterprise Fund	20,037	20,037	20,037	16,596	20,037	-	20,037	-
101-400-46470	RDA-Successor Agency AdmnAllow	88,530	68,983	113,345	56,873	70,000	26,901	19,995	14,431
101-400-46670	Mattress Recycling Program	-	-	-	-	-	-	-	50
101-400-46530	Police Service Fees to Gas Fund	-	-	326,000	-	-	-	-	-
101-400-46580	ICMA 401 Forfeiture	87,142	(697,315)	-	-	-	-	-	-
101-400-46660	General CIP Fund 140	-	904,498	-	300,000	-	-	-	1,700,000
101-400-48000	Property Sale-DOF Final Review	-	-	283,676	-	-	-	-	-
101-400-48011	Sale City Property (EDA Bldgs)	-	-	333,340	216,795	-	-	-	-
101-400-48020	Sale of City Property	-	-	70,256	-	-	4,087,150	-	-
101-400-4810	Proceeds from Capital Leases	-	-	141,870	-	-	-	-	-
101-400-48101	HOME Grant-Administrative Svc	-	-	-	5,934	5,000	22,025	5,000	-
101-400-48160	Miscellaneous Revenues	30,542	8,413	47,606	27,560	10,000	21,277	10,000	30,000
101-400-48190	Donations	-	-	-	-	-	3,500	-	100
101-400-48200	Administrative Fees	-	-	-	-	-	14	-	400
101-400-48220	Special Events Revenue	-	-	-	-	-	-	-	200
101-400-46300	Service Center Allocation	-	-	10,780	-	15,000	-	-	-
	<b>Sub-Total</b>	<b>5,017,162</b>	<b>4,699,923</b>	<b>6,033,650</b>	<b>5,025,679</b>	<b>4,703,801</b>	<b>9,352,053</b>	<b>5,475,336</b>	<b>7,348,100</b>
101-416-56010	OES-Forestry & Fire Protection	955	-	-	36,735	-	13,843	-	-
101-416-56020	OES-Response Reimbursement	65,278	221,791	257,376	-	-	14,028	-	-
101-416-56030	Fire-Homeland Security Grant	-	-	-	-	-	-	-	-
101-416-56040	Fire Department Fees	9,038	8,293	21,435	15,112	10,000	18,222	15,000	16,000
101-416-56510	Ambulance Receipts	1,365,220	1,385,821	1,338,342	1,326,427	1,550,000	1,073,709	1,550,000	1,550,000
101-416-56520	Fire/Amb Report Copy Reimb.	1,490	120	60	278	100	120	100	100
101-416-56530	Ambulance Contract-Fresno Co.	45,000	45,000	45,000	45,000	45,000	45,000	45,000	45,000
101-416-56540	Collections - Outsource Group	12,005	5,545	2,305	7,944	5,000	3,952	5,000	5,000
101-416-56560	GEMT Medicare Reimbursement	-	-	57,339	-	50,000	30,602	50,000	30,000
101-416-56570	GEMT-Retro Reimbursement	-	-	150,009	-	-	-	-	-
101-416-56580	IGT Funds (Personnel Cost)	-	-	-	-	645,171	-	800,000	-
	<b>Sub-Total</b>	<b>1,498,986</b>	<b>1,666,570</b>	<b>1,871,867</b>	<b>1,431,496</b>	<b>2,305,271</b>	<b>1,199,476</b>	<b>2,465,100</b>	<b>1,646,100</b>
101-435-48160	Miscellaneous Revenue	2,800	15,233	9,015	15,580	15,000	16,535	15,000	15,000
101-435-55020	Airport Building Lease	1,730	3,600	3,600	3,600	3,600	3,000	3,600	3,600
101-435-55040	Airport Fuel Sales	50,077	56,385	28,425	18,677	50,000	19,659	50,000	50,000
101-435-55050	Airport Hangar Leases	24,731	26,972	27,849	25,884	24,000	25,185	24,000	24,000
101-435-55060	Airport Tie Down Rentals	690	365	675	505	150	725	150	150
101-435-55070	Airport Overnight Parking Fee	25	-	5	-	100	100	100	100
101-435-55090	Federal Aviation Admn Grant	-	-	-	-	-	5,400	-	-
101-435-55100	State Airport Grant	25,690	-	-	20,000	10,000	20,000	10,000	10,000
	<b>Sub-Total</b>	<b>105,743</b>	<b>102,555</b>	<b>69,569</b>	<b>84,246</b>	<b>102,850</b>	<b>90,604</b>	<b>102,850</b>	<b>102,850</b>
	<b>GENERAL FUND REVENUE TOTAL:</b>	<b>6,621,892</b>	<b>6,469,048</b>	<b>7,975,086</b>	<b>6,541,421</b>	<b>7,111,922</b>	<b>10,642,133</b>	<b>8,043,286</b>	<b>9,097,050</b>



# City Council

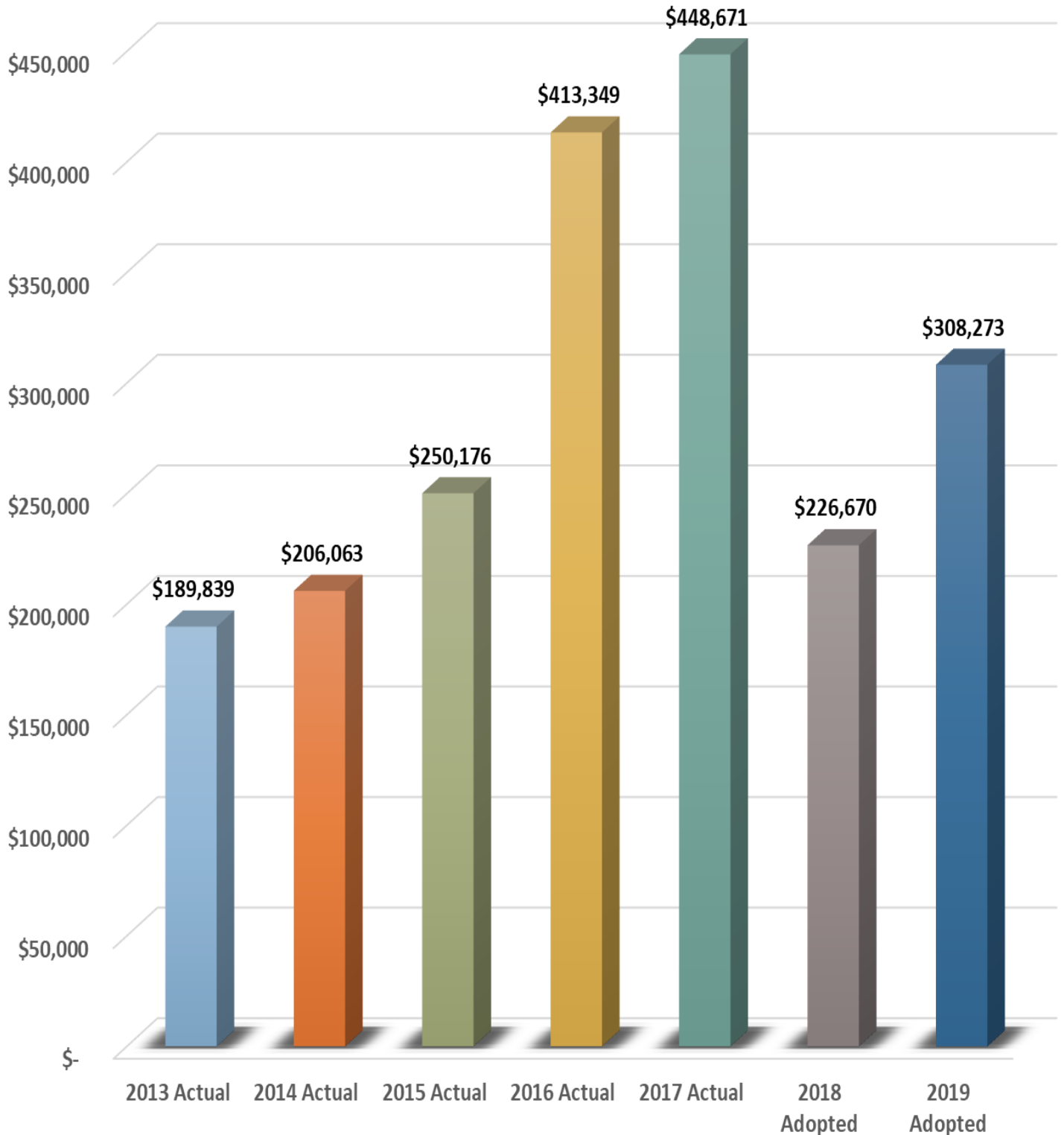
401



# CITY OF COALINGA

## Fiscal Year 2018-2019 Adopted Budget

### Elected Officials Expenses



*FY 2018-2019 Adopted Budget*


General Fund

Account	Description	2013 Actual	2014 Actual	2015 Actual	2016 Actual	2017 Adopted	2017 Actual	2018 Adopted	2019 Adopted
<b>GENERAL FUND EXPENSES</b>									
<b>Elected Officials</b>									
101-401-60010	Salaries Regular	4,460	584	90	6,058	2,478	8,358	-	-
101-401-60020	Salaries Part Time	27,542	28,007	26,856	35,193	31,200	24,507	31,200	28,275
101-401-62000	Retirement CALPERS	142	60	-	412	162	607	-	-
101-401-62010	Retirement 401A	292	-	-	-	-	-	-	-
101-401-62020	Medical/Life Insurance	48,379	54,041	50,696	41,907	43,175	40,254	42,568	41,532
101-401-62030	Social Security FICA	1,651	1,419	1,313	2,250	2,088	1,779	1,934	1,753
101-401-62040	Medicare Insurance	387	332	307	527	488	417	452	410
101-401-62050	Disability Income Insurance	41	-	48	91	-	69	-	-
101-401-62060	Deferred Comp - 457 Retirement	63	13	-	25	25	35	-	-
101-401-62070	Workers Comp. Insurance	1,126	2,330	497	1,033	1,841	1,689	1,841	3,393
101-401-62200	Retirement CalPERS UL	-	-	-	-	-	-	-	-
101-401-62210	Unemployment Claims	-	-	-	-	25	-	-	-
	<b>Personnel Cost:</b>	<b>84,083</b>	<b>86,787</b>	<b>79,806</b>	<b>87,496</b>	<b>81,482</b>	<b>77,715</b>	<b>77,995</b>	<b>75,363</b>
101-401-70010	Office Supplies	2,101	1,214	1,170	1,445	1,500	4,756	1,700	2,000
101-401-70030	Postage & Freight Out	44	36	99	75	50	127	100	100
101-401-70040	Printing & Binding	247	68	115	-	575	282	575	500
101-401-70070	Video Equipment & Supplies	1,976	-	-	500	500	275	500	500
101-401-70200	Council Audio/Video Supply	-	-	94	200	200	34	200	160
101-401-70440	Miscellaneous Supplies	331	-	-	-	-	-	-	-
101-401-76010	General Advertising	-	-	-	-	-	219	-	-
101-401-84010	Office Equip Repairs & Maint	-	-	-	-	-	170	300	400
101-401-86010	Training, Travel, & Conference	2,604	1,976	2,549	5,804	6,000	5,425	6,000	31,000
101-401-86030	Subs., Dues, & Publications	8,113	6,312	11,107	6,340	7,500	3,128	5,000	4,600
101-401-88010	City Attorney Fees	60,763	86,666	138,817	301,166	125,000	297,572	125,000	125,000
101-401-88020	Outside Attorney Fees	1,108	-	2,500	-	-	-	-	-
101-401-88040	Computer Programming/Consult.	-	-	-	-	-	-	-	4,500
101-401-88100	Professional Services	6,108	4,950	6,334	6,633	5,000	54,892	7,200	7,000
101-401-88210	Centennial 2006 Celebration	-	-	-	-	-	-	-	-
101-401-90010	Liability & Property Insurance	1,433	1,943	575	885	1,600	1,751	1,800	2,000
101-401-90050	Public Event Insurance	116	-	-	-	-	-	-	-
101-401-92060	Election Expense	4,847	-	5,804	-	-	-	-	55,000
101-401-92081	Fireworks Display	14,500	14,865	-	-	-	-	-	-
101-401-92110	Employee Christmas Party	-	-	-	-	-	-	-	-
101-401-98030	Office Furniture & Equipment	1,464	1,247	1,206	2,805	1,310	2,325	300	150
	<b>O &amp; M Cost:</b>	<b>105,756</b>	<b>119,277</b>	<b>170,370</b>	<b>325,853</b>	<b>149,235</b>	<b>370,956</b>	<b>148,675</b>	<b>232,910</b>
<b>401 TOTAL:</b>		<b>189,839</b>	<b>206,063</b>	<b>250,176</b>	<b>413,349</b>	<b>230,717</b>	<b>448,671</b>	<b>226,670</b>	<b>308,273</b>



# Community Development

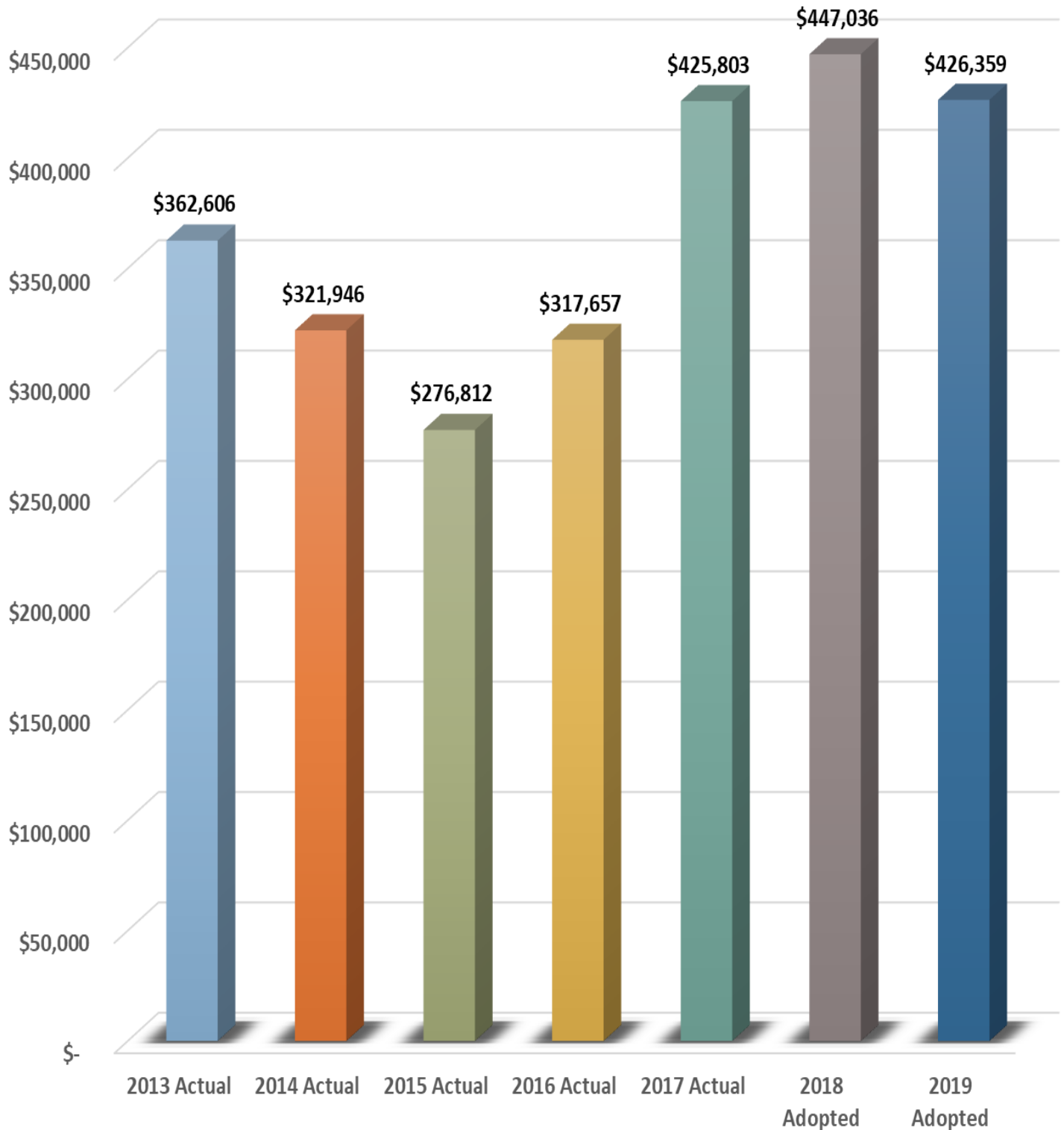
404



# CITY OF COALINGA

## Fiscal Year 2018-2019 Adopted Budget

### Community Development Expenses



**FY 2018-2019 Adopted Budget**

**General Fund**

Account	Description	2013 Actual	2014 Actual	2015 Actual	2016 Actual	2017 Adopted	2017 Actual	2018 Adopted	2019 Adopted
<b>Community Development</b>									
<b>(Merged prior divisions: Code Enforcement &amp; Building Inspection)</b>									
101-404-60010	Salaries Regular	205,165	189,013	148,268	143,100	182,631	180,718	173,629	148,009
101-404-60020	Salaries Part Time	3,750	9,353	12,581	6,380	-	4,636	-	-
101-404-6003	Overtime	-	-	-	-	-	-	100	-
101-404-60050	Salaries Cash Out	1,325	1,325	2,180	863	3,500	525	2,000	2,500
101-404-62000	Retirement CALPERS	7,079	14,520	11,769	12,507	14,881	13,933	14,049	13,161
101-404-62010	Retirement 401A	14,351	-	-	-	-	-	-	-
101-404-62020	Medical/Life Insurance	35,239	35,169	29,950	27,904	33,532	37,041	31,561	24,365
101-404-62030	Social Security FICA	12,986	11,957	9,640	8,942	11,323	11,482	10,765	9,177
101-404-62040	Medicare Insurance	3,037	2,796	2,255	2,091	2,648	2,686	2,518	2,146
101-404-62050	Disability Income Insurance	133	-	169	313	-	291	-	-
101-404-62060	Deferred Comp - 457 Retirement	6,746	3,382	1,580	3,297	2,740	5,475	2,604	4,440
101-404-62070	Workers Comp. Insurance	8,156	16,076	6,179	26,650	10,775	9,240	10,244	17,761
101-404-62200	Retirement CalPERS UL	-	-	-	-	-	-	-	370
101-404-62210	Unemployment Claims	-	-	-	-	1,826	-	1,736	1,480
	<b>Personnel Cost:</b>	<b>297,966</b>	<b>283,592</b>	<b>224,572</b>	<b>232,047</b>	<b>263,856</b>	<b>266,027</b>	<b>249,206</b>	<b>223,409</b>
101-404-70010	Office Supplies	3,350	2,589	2,912	3,054	2,000	2,653	1,500	1,250
101-404-70030	Postage & Freight Out	2,220	1,384	2,672	1,064	2,000	3,240	2,500	1,000
101-404-70040	Printing & Binding	13	-	174	188	150	78	150	150
101-404-70060	Small Tools & Equipment	726	364	-	496	200	97	200	200
101-404-70100	Uniforms	-	398	394	379	550	-	1,000	550
101-404-70160	Gasoline & Diesel	1,238	2,639	2,307	1,970	2,100	2,159	2,100	1,100
101-404-70201	Planning Audio/Video Supply	106	-	-	-	100	-	100	-
101-404-72030	Telephone	1,146	1,169	1,125	1,614	1,400	1,521	1,400	700
101-404-84010	Office Equip Repairs & Maint	283	-	-	751	2,500	2,160	2,400	2,000
101-404-84060	Vehicle Repairs/Maintenance	1,822	519	1,026	2,716	1,800	40	1,800	1,500
101-404-86010	Training, Travel, & Conference	645	428	169	907	700	2,044	3,000	3,000
101-404-86030	Subs., Dues, & Publications	5,915	8,427	6,778	4,208	6,000	6,406	5,000	5,000
101-404-86500	Planning-Reimbursable Fees	17,833	3,089	5,803	17,415	6,000	85,273	20,000	20,000
101-404-86510	Planning Dept Non-reimbursable	10,110	-	-	-	-	-	-	-
101-404-88040	Computer Programming/Consult.	6,399	680	362	-	5,500	5,144	1,680	2,500
101-404-88090	General Engineering	-	-	-	794	2,000	420	2,000	2,000
101-404-88100	Professional Services	1,970	1,995	3,903	19,948	3,100	6,590	5,000	6,000
101-404-88120	Reimbursable Plan Check Fee	140	1,099	10,985	13,683	2,000	1,109	5,000	5,000
101-404-88160	Housing Element	-	76	10,540	10,440	-	-	-	-
101-404-88180	MMO Professional Services	-	-	-	-	-	30,844	140,000	140,000
101-404-90010	Liability & Property Insurance	10,448	13,387	3,026	5,779	2,000	9,642	2,000	10,000
101-404-92080	Miscellaneous Expense	164	113	66	204	1,000	356	1,000	1,000
101-404-9803	Office Furniture & Equipment	113	-	-	-	-	-	-	-
	<b>O &amp; M Cost:</b>	<b>64,640</b>	<b>38,354</b>	<b>52,241</b>	<b>85,610</b>	<b>41,100</b>	<b>159,776</b>	<b>197,830</b>	<b>202,950</b>
<b>404 TOTAL:</b>		<b>362,606</b>	<b>321,946</b>	<b>276,812</b>	<b>317,657</b>	<b>304,956</b>	<b>425,803</b>	<b>447,036</b>	<b>426,359</b>



# Administrative Services

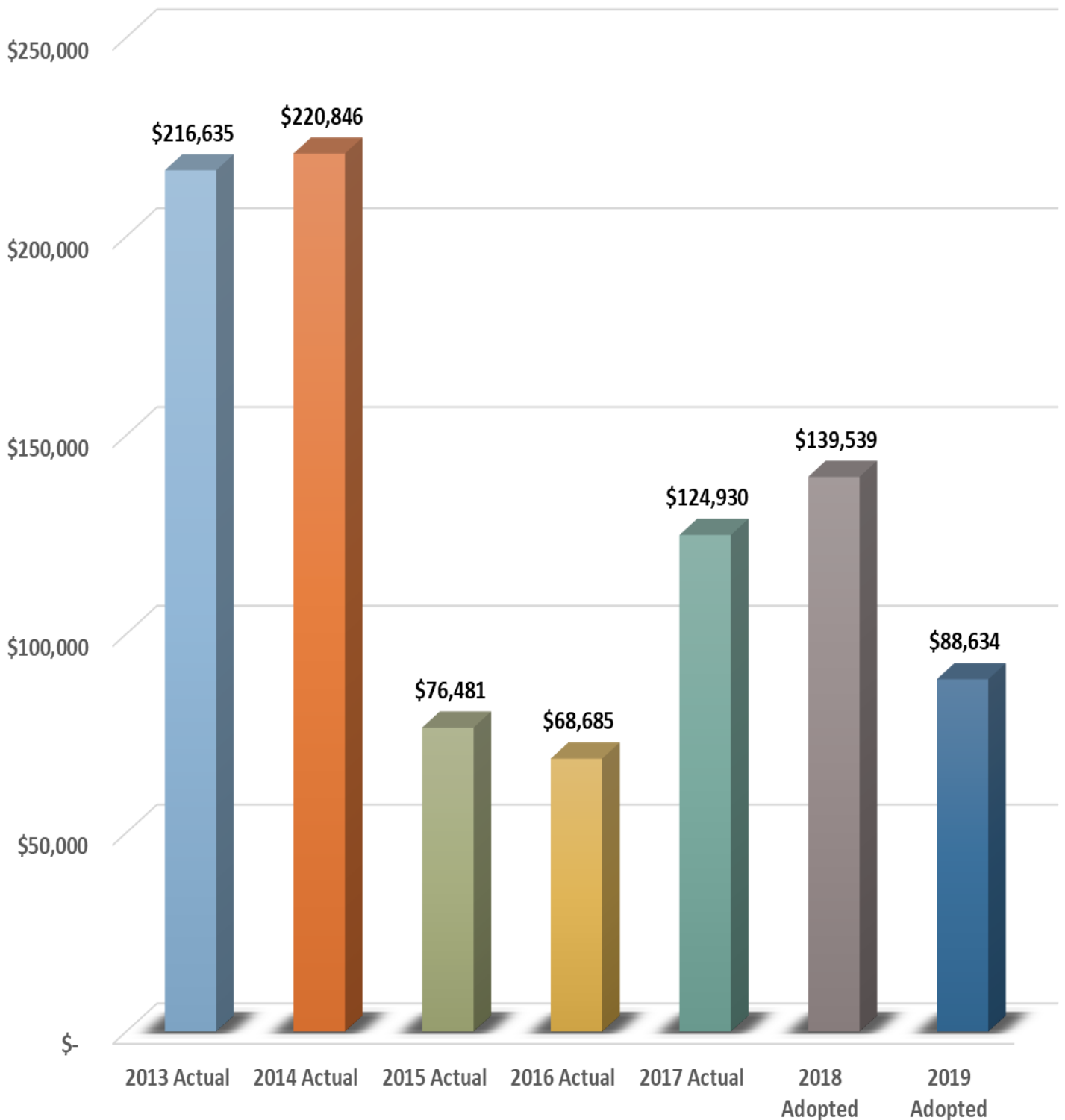
405



# CITY OF COALINGA

Fiscal Year 2018-2019 Adopted Budget

## Administrative Services Expenses



**FY 2018-2019 Adopted Budget**

**General Fund**

Account	Description	2013 Actual	2014 Actual	2015 Actual	2016 Actual	2017 Adopted	2017 Actual	2018 Adopted	2019 Adopted
<b>Administrative Services</b>									
101-405-60010	Salaries Regular	110,365	142,943	22,353	18,019	23,284	38,351	67,457	31,849
101-405-60020	Salaries Part Time	-	893	2,489	1,286	-	-	-	-
101-405-60050	Salaries Cash Outs	4,046	-	103	162	233	457	675	675
101-405-62000	Retirement CALPERS	3,039	5,205	1,825	1,405	1,949	2,886	5,679	2,832
101-405-62010	Retirement 401A	9,114	-	-	-	-	-	-	-
101-405-62020	Medical/Life Insurance	11,187	7,613	3,797	3,009	4,892	7,366	12,022	6,747
101-405-62030	Social Security FICA	5,379	7,072	1,451	639	1,444	2,250	4,182	1,975
101-405-62040	Medicare Insurance	1,674	1,654	339	150	338	552	978	462
101-405-62050	Disability Income Insurance	212	272	80	-	100	75	100	100
101-405-62060	Deferred Comp - 457 Retirement	256	91	134	276	699	1,099	2,024	1,274
101-405-62070	Workers Comp. Insurance	5,978	5,251	(255)	557	1,374	1,131	3,980	3,822
101-405-62200	Retirement CalPERS UL	-	-	-	-	-	-	-	80
101-405-82050	Car Allowance	-	-	-	-	-	-	-	-
101-405-62210	Unemployment Claims	-	-	-	60	233	-	675	318
	<b>Personnel Cost:</b>	<b>151,251</b>	<b>170,994</b>	<b>32,316</b>	<b>25,563</b>	<b>34,546</b>	<b>54,167</b>	<b>97,772</b>	<b>50,134</b>
101-405-70010	Office Supplies	2,608	1,715	1,616	1,724	1,000	2,393	2,100	2,000
101-405-70030	Postage & Freight Out	286	143	398	115	75	226	105	200
101-405-70040	Printing & Binding	96	34	-	43	50	107	112	100
101-405-70160	Gasoline & Diesel	4,476	1,607	1,335	856	1,200	1,554	1,200	1,000
101-405-7020	Council Audio/Video Supply	-	-	-	-	-	-	200	-
101-405-70440	Miscellaneous Supplies	-	-	-	-	-	-	-	-
101-405-76010	General Advertising	-	-	-	-	-	11,412	10,000	5,000
101-405-84010	Office Equip Repairs & Maint	-	76	-	-	100	952	600	600
101-405-84060	Vehicle Parts, Repairs & Maint	874	662	256	834	250	40	250	800
101-405-86010	Training, Travel, & Conference	1,138	1,124	942	33	1,500	4,064	4,200	7,700
101-405-86030	Subs., Dues, & Publications	22,090	12,332	11,397	10,637	11,000	18,790	16,000	12,000
101-405-88020	Outside Attorney Fees	-	-	-	-	-	-	-	-
101-405-88040	Computer Programming/Consult.	2,817	26,329	26,751	27,084	26,500	27,328	5,200	5,000
101-405-88100	Professional Services	-	-	100	32	-	1	-	-
101-405-90010	Liability & Property Insurance	8,230	4,458	(37)	558	1,300	1,571	1,300	3,600
101-405-90040	Claims & Judgments	3,414	-	-	-	-	-	-	-
101-405-92080	Miscellaneous Expense	-	125	-	-	-	-	-	-
101-405-92091	Settlement Agreement	-	-	-	-	-	-	-	-
101-405-98030	Office Furniture & Equipment	19,355	1,247	1,407	1,206	1,310	2,325	500	500
	<b>O &amp; M Cost:</b>	<b>65,385</b>	<b>49,852</b>	<b>44,165</b>	<b>43,122</b>	<b>44,285</b>	<b>70,763</b>	<b>41,767</b>	<b>38,500</b>
<b>405 TOTAL:</b>		<b>216,635</b>	<b>220,846</b>	<b>76,481</b>	<b>68,685</b>	<b>78,831</b>	<b>124,930</b>	<b>139,539</b>	<b>88,634</b>



# Finance Department

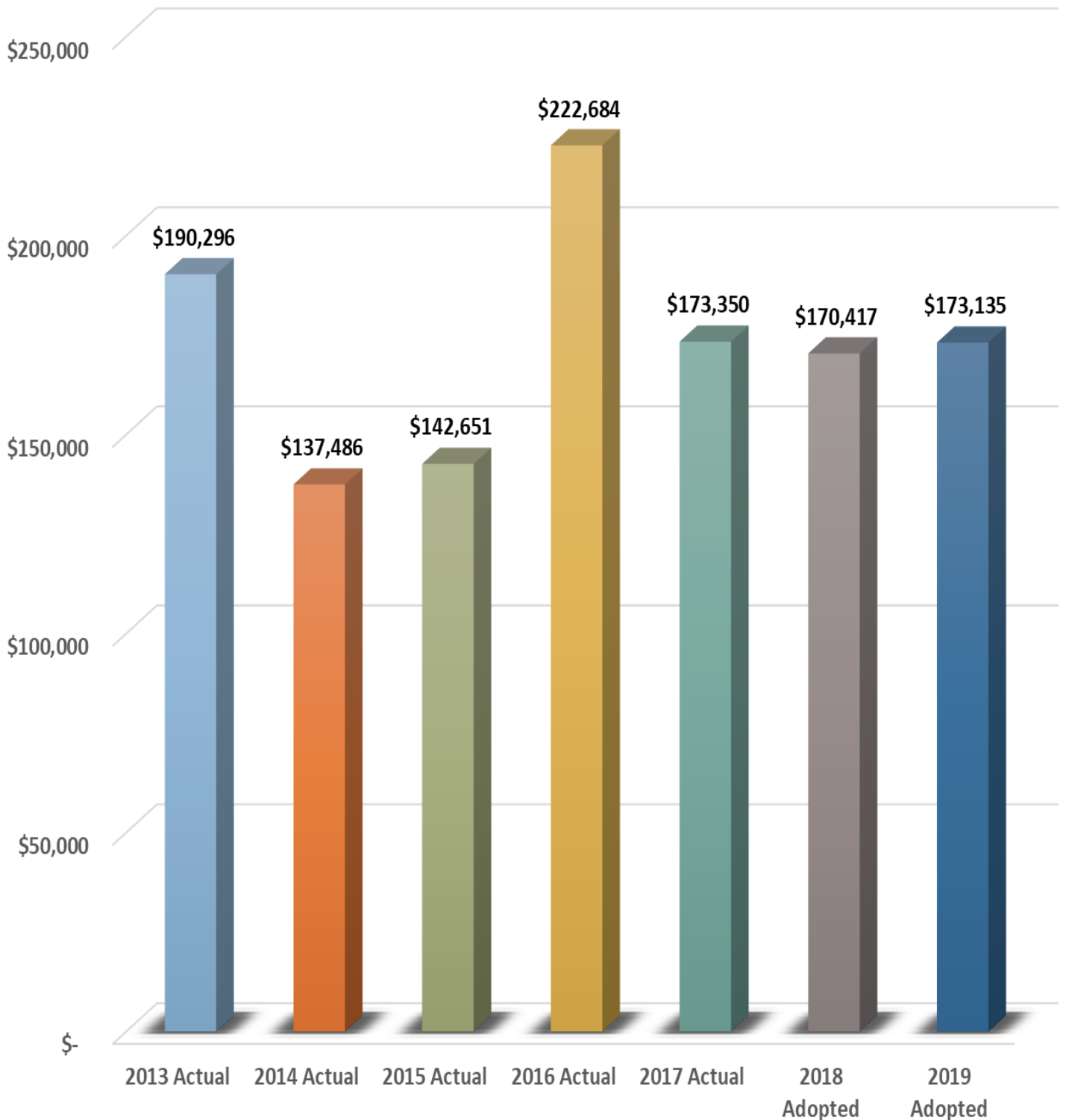
406



# CITY OF COALINGA

## Fiscal Year 2018-2019 Adopted Budget

### Finance Department Expenses



*FY 2018-2019 Adopted Budget*

General Fund

Account	Description	2013 Actual	2014 Actual	2015 Actual	2016 Actual	2017 Adopted	2017 Actual	2018 Adopted	2019 Adopted
<b>Finance</b>									
101-406-60010	Salaries Regular	55,698	39,024	37,065	36,720	44,690	54,507	44,432	49,240
101-406-60020	Salaries Part Time	-	-	-	-	-	-	-	-
101-406-60030	Salaries Overtime	141	69	291	173	500	66	700	700
101-406-60050	Salaries Cash Outs	180	180	-	398	500	416	500	500
101-406-62000	Retirement CALPERS	1,298	2,982	2,991	2,729	3,624	3,698	3,312	3,920
101-406-62010	Retirement 401A	5,059	-	-	-	-	-	-	-
101-406-62020	Medical/Life Insurance	11,975	8,278	6,520	7,105	7,503	8,530	9,359	10,092
101-406-62030	Social Security FICA	3,236	2,224	2,291	2,339	2,771	3,434	2,755	3,053
101-406-62040	Medicare Insurance	757	520	536	547	648	803	644	714
101-406-62050	Disability Income Insurance	46	116	111	135	100	100	100	100
101-406-62060	Deferred Comp - 457 Retirement	1,039	410	330	457	500	524	500	862
101-406-62070	Workers Comp. Insurance	2,983	3,087	937	1,364	2,637	2,313	2,621	5,909
101-406-6209	Other Payroll Expenses	-	-	-	16,229	-	-	-	-
101-406-62200	Retirement CalPERS UL	-	-	-	-	-	-	-	123
101-406-62210	Unemployment Claims	313	876	-	1,800	447	6,860	444	492
	<b>Personnel Cost:</b>	<b>82,723</b>	<b>57,765</b>	<b>51,071</b>	<b>69,996</b>	<b>63,920</b>	<b>81,251</b>	<b>65,367</b>	<b>75,705</b>
101-406-70010	Office Supplies	2,547	1,206	1,025	1,330	1,300	1,719	1,300	1,300
101-406-70030	Postage & Freight Out	4,120	2,439	3,672	1,506	3,000	2,210	3,000	3,000
101-406-70040	Printing & Binding	3,108	1,645	2,257	3,254	3,150	2,399	3,150	3,150
101-406-72030	Telephone	197	223	55	48,112	200	346	200	200
101-406-82040	Office Equipment Rental	1,118	1,111	1,122	1,111	1,200	1,090	1,200	4,180
101-406-84010	Office Equip Repairs & Maint	1,359	1,710	1,738	2,083	1,700	3,300	1,700	1,700
101-406-86010	Training, Travel, & Conference	105	75	3	492	1,000	660	1,000	400
101-406-86030	Subs., Dues, & Publications	300	300	300	300	300	208	300	300
101-406-88030	Accounting/Auditing	21,015	20,760	20,100	14,235	30,000	4,665	30,000	30,000
101-406-88040	Computer Programming/Consult.	28,700	28,635	20,851	33,201	20,000	15,937	20,000	10,000
101-406-88100	Professional Services	17,823	-	12,603	18,032	19,000	26,393	19,000	19,000
101-406-90010	Liability & Property Insurance	5,725	3,280	1,972	2,507	3,200	3,489	3,200	3,200
101-406-9208	Miscellaneous Expense	-	-	5,646	-	-	-	-	-
101-406-92090	Taxes, Licenses, & Fees	21,454	18,336	20,235	26,525	21,000	29,683	21,000	21,000
	<b>O &amp; M Cost:</b>	<b>107,572</b>	<b>79,721</b>	<b>91,580</b>	<b>152,688</b>	<b>105,050</b>	<b>92,099</b>	<b>105,050</b>	<b>97,430</b>
<b>406 TOTAL:</b>		<b>190,296</b>	<b>137,486</b>	<b>142,651</b>	<b>222,684</b>	<b>168,970</b>	<b>173,350</b>	<b>170,417</b>	<b>173,135</b>



# Human Resources

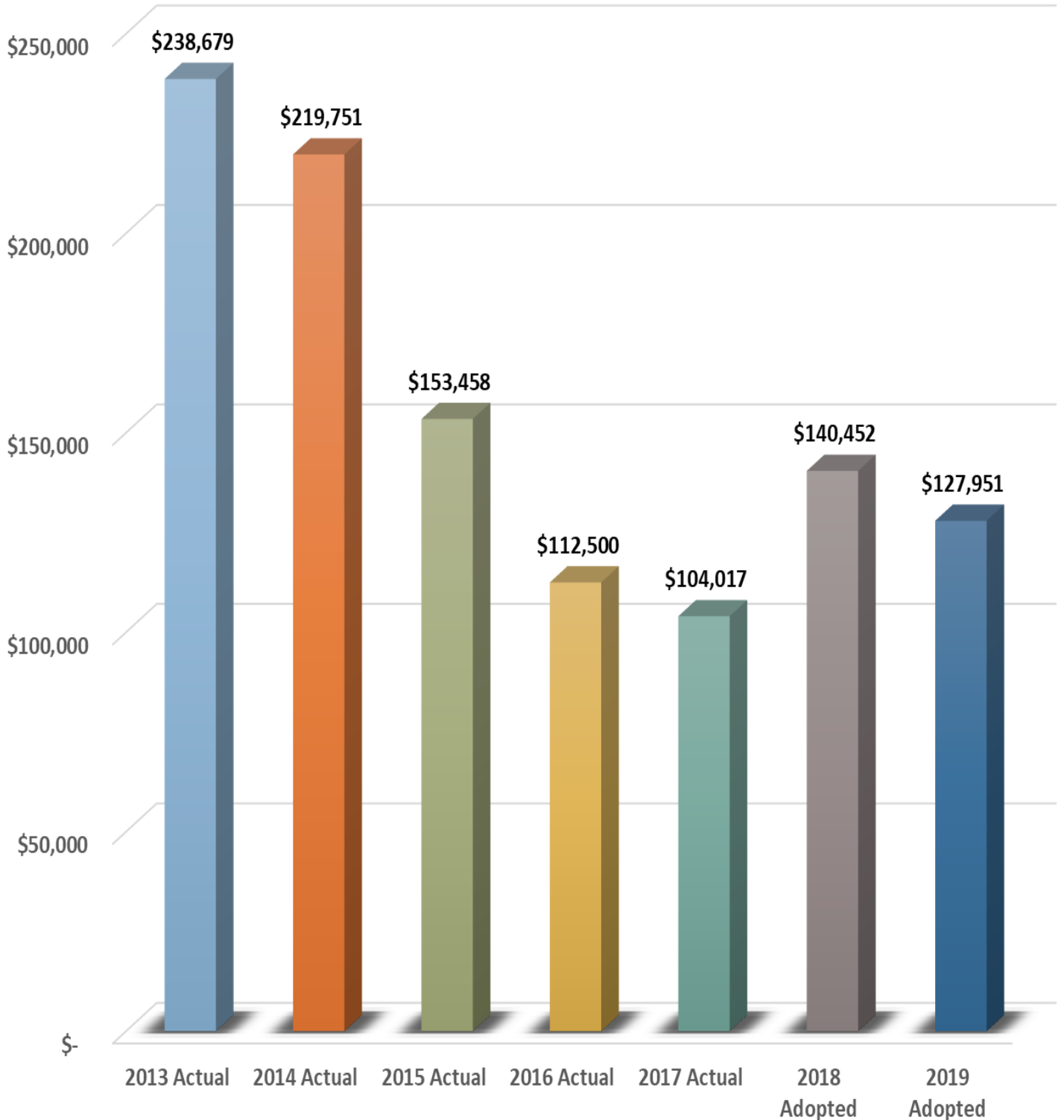
408



# CITY OF COALINGA

## Fiscal Year 2018-2019 Adopted Budget

### Human Resources Expenses



**FY 2018-2019 Adopted Budget**

**General Fund**

Account	Description	2013 Actual	2014 Actual	2015 Actual	2016 Actual	2017 Adopted	2017 Actual	2018 Adopted	2019 Adopted
<b>Human Resources</b>									
101-408-60010	Salaries Regular	131,218	108,577	88,272	63,633	58,537	54,397	60,596	53,871
101-408-60020	Salaries Part Time	-	-	2,669	984	-	3,003	-	-
101-408-60030	Salaries Overtime	-	-	828	1,045	5,000	472	5,000	1,500
101-408-60050	Salaries Cash Outs	-	-	1,405	515	1,500	324	1,500	1,500
101-408-62000	Retirement CALPERS	3,786	8,385	7,558	4,675	4,900	3,497	4,577	4,297
101-408-62010	Retirement 401A	10,079	-	-	-	-	-	-	-
101-408-62020	Medical/Life Insurance	18,713	18,708	22,221	8,221	6,114	4,582	6,046	4,674
101-408-62030	Social Security FICA	7,797	6,405	6,138	3,839	3,629	3,478	3,757	3,340
101-408-62040	Medicare Insurance	1,823	1,498	1,436	924	849	842	879	781
101-408-62050	Disability Income Insurance	1,011	639	713	175	700	105	700	700
101-408-62060	Deferred Comp - 457 Retirement	511	48	1,768	1,537	5,200	676	5,200	5,200
101-408-62070	Workers Comp. Insurance	8,492	8,052	2,127	4,036	3,454	3,748	3,575	6,464
101-408-62200	Retirement CalPERS UL	-	-	-	-	-	-	-	135
101-408-62210	Unemployment Claims	1,544	-	-	-	585	-	606	539
<b>Personnel Cost:</b>		<b>184,973</b>	<b>152,311</b>	<b>135,135</b>	<b>89,584</b>	<b>90,468</b>	<b>75,124</b>	<b>92,436</b>	<b>83,001</b>
101-408-70010	Office Supplies	1,624	1,101	1,234	1,208	919	2,330	1,200	1,250
101-408-70030	Postage & Freight Out	474	306	331	761	450	1,153	450	400
101-408-70040	Printing & Binding	47	(15)	-	555	1,424	875	2,200	1,200
101-408-84010	Office Equip Repairs & Maint	2,078	2,309	1,576	1,870	1,700	3,589	2,200	2,000
101-408-86010	Training, Travel, & Conference	213	535	602	471	1,200	2,421	1,200	1,600
101-408-86030	Subs., Dues, & Publications	276	44	44	189	389	88	389	300
101-408-88040	Computer Program & Consulting	1,587	55	-	600	1,272	-	865	900
101-408-88060	Medical General	4,963	210	1,078	1,470	6,655	2,075	6,655	6,500
101-408-88100	Professional Services	2,040	1,387	2,140	-	5,334	3,077	5,334	5,000
101-408-89010	Personnel Advertising	4,454	9,549	649	850	1,414	600	1,414	1,200
101-408-89020	Interview Expenses	62	-	-	130	71	42	71	100
101-408-89030	Employee Competency Testing	-	2,783	-	-	-	-	-	-
101-408-89040	Physical w/Drug & Alcohol Test	8,493	10,993	3,492	2,000	10,604	1,912	10,604	10,000
101-408-89050	Polygraphs	4,125	1,270	1,350	600	2,000	800	1,600	1,600
101-408-89060	Psychological Evaluation	6,600	16,010	3,000	3,300	3,000	3,300	3,000	2,800
101-408-89070	Fingerprinting Expense	1,795	4,177	408	1,269	1,800	1,262	1,600	1,400
101-408-89080	Background Investigations Exp	4,800	9,900	-	3,250	3,000	1,800	3,000	2,500
101-408-90010	Liability & Property Insurance	10,074	6,827	2,419	4,393	6,234	3,569	6,234	6,200
<b>O &amp; M Cost:</b>		<b>53,706</b>	<b>67,441</b>	<b>18,323</b>	<b>22,916</b>	<b>47,466</b>	<b>28,893</b>	<b>48,016</b>	<b>44,950</b>
<b>408 TOTAL:</b>		<b>238,679</b>	<b>219,751</b>	<b>153,458</b>	<b>112,500</b>	<b>137,934</b>	<b>104,017</b>	<b>140,452</b>	<b>127,951</b>



# *Police Department*

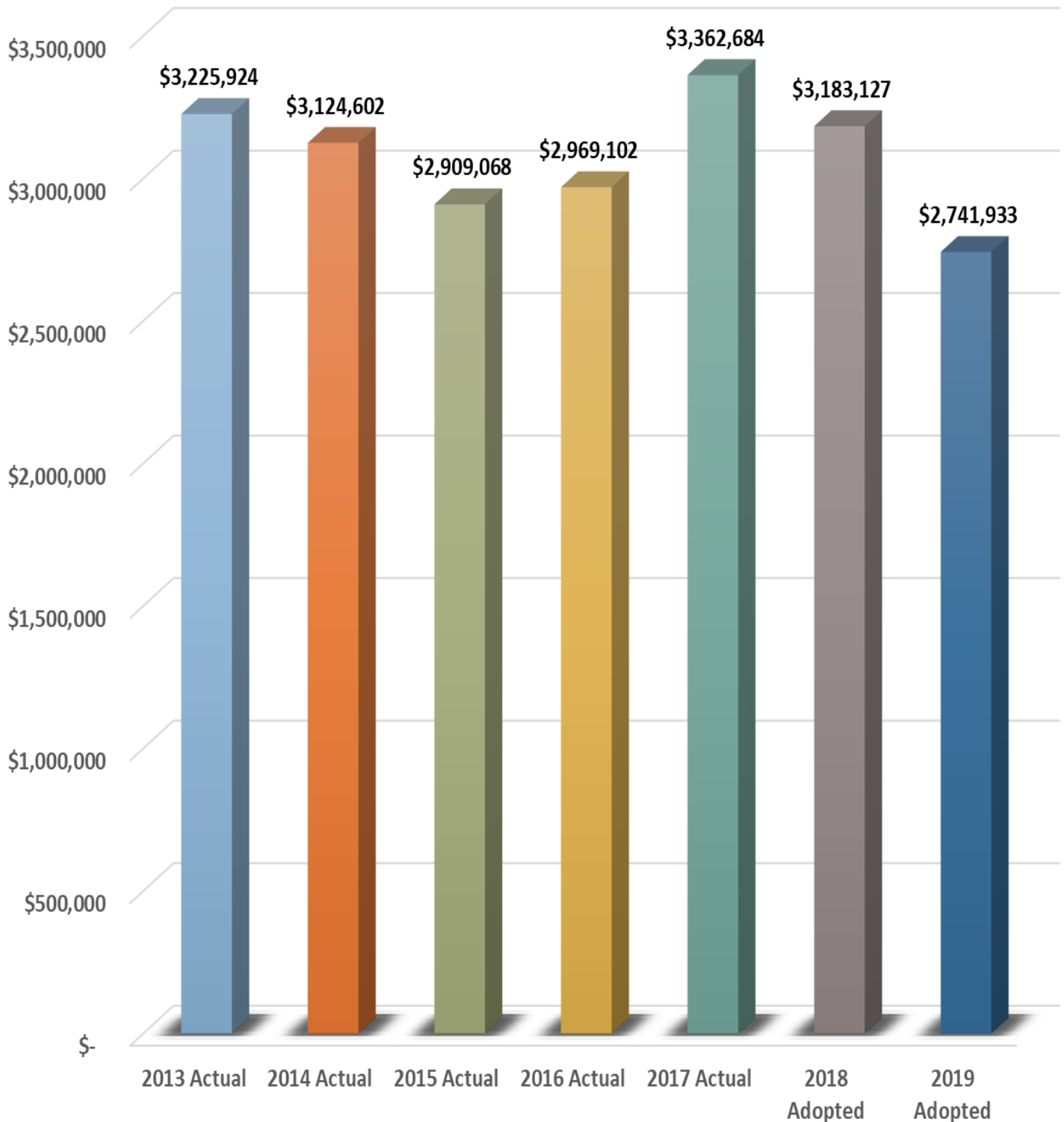
413



# CITY OF COALINGA

## Fiscal Year 2018-2019 Adopted Budget

### Police Department Expenses



**FY 2018-2019 Adopted Budget**


**General Fund**

Account	Description	2013 Actual	2014 Actual	2015 Actual	2016 Actual	2017 Adopted	2017 Actual	2018 Adopted	2019 Adopted
<b>Police Department</b>									
101-413-60010	Salaries Regular	1,659,288	1,552,397	1,566,641	1,549,163	1,608,181	1,676,974	1,615,782	1,300,920
101-413-60020	Salaries Part Time	45,943	19,196	25,455	34,257	50,002	17,493	37,539	72,678
101-413-60030	Salaries Overtime	271,589	256,231	234,898	264,274	210,000	290,384	250,000	125,000
101-413-60040	Salaries Overtime Training	713	-	-	-	-	-	-	-
101-413-60050	Salaries Cash Outs	28,245	36,948	6,834	33,986	20,000	11,203	39,574	39,574
101-413-62000	Retirement CALPERS	83,474	162,406	166,854	157,390	174,281	162,908	178,669	151,196
101-413-62010	Retirement 401A	145,548	15,631	14,259	72	-	-	-	-
101-413-62020	Medical/Life Insurance	281,708	309,463	307,876	294,969	333,579	313,059	324,813	266,839
101-413-62030	Social Security FICA	121,715	110,797	112,023	111,217	102,807	122,691	102,506	85,163
101-413-62040	Medicare Insurance	28,922	25,939	26,199	26,011	24,044	28,694	23,973	19,918
101-413-62050	Disability Income Insurance	1,180	970	1,134	5	1,009	545	1,009	1,200
101-413-62060	Deferred Comp - 457 Retirement	15,089	2,824	15,301	17,316	16,082	16,257	16,158	19,514
101-413-62070	Workers Comp. Insurance	107,076	164,821	84,624	102,443	97,833	131,306	97,546	164,832
101-413-62080	Uniform Allowance	16,760	1,200	17,090	14,400	30,600	15,792	30,400	22,800
101-413-62200	Retirement CalPERS UL	-	-	-	-	-	-	-	5,289
101-413-62210	Unemployment Claims	12,456	81	28	(361)	16,082	1,048	16,158	13,010
<b>Personnel Cost:</b>		<b>2,819,706</b>	<b>2,658,904</b>	<b>2,579,215</b>	<b>2,605,142</b>	<b>2,684,500</b>	<b>2,788,354</b>	<b>2,734,127</b>	<b>2,287,933</b>
101-413-70010	Office Supplies	9,154	8,332	6,078	8,947	8,000	7,261	7,000	7,000
101-413-70030	Postage & Freight Out	1,774	2,024	2,004	2,272	2,000	2,077	2,000	2,000
101-413-70040	Printing & Binding	2,663	468	960	3,245	1,000	3,512	3,000	2,000
101-413-70060	Small Tools & Equipment	3,619	2,236	2,467	2,600	2,000	1,296	1,000	1,000
101-413-70070	Audio/Video Equip. & Supplies	1,708	241	594	-	500	861	500	500
101-413-70101	Uniforms-Safety Equipment	12,723	38,421	7,605	15,437	6,000	19,014	10,000	10,000
101-413-70160	Gasoline & Diesel	93,579	90,495	76,979	65,261	85,000	71,938	65,000	65,000
101-413-70280	Shelter Food/Supplies	8,526	4,203	9,422	3,855	9,000	20,852	-	-
101-413-70290	Canine Food/Supplies	807	-	-	-	-	-	-	-
101-413-70380	Inmate Food/Jail Supplies	1,607	1,852	1,465	1,669	1,500	1,120	1,500	6,000
101-413-70440	Miscellaneous Supplies	1,549	1,617	1,888	2,210	1,000	2,431	15,000	10,000
101-413-72010	Water, Gas, Sanitation & Sewer	1,415	1,324	1,364	1,700	1,500	1,801	1,500	1,500
101-413-72020	Electric	4,742	6,300	3,372	228	5,000	526	5,000	5,000
101-413-72030	Telephone	19,156	18,469	16,664	17,822	19,000	26,706	32,000	32,000
101-413-84010	Office Equip Repairs & Maint	365	668	762	2,286	1,500	4,570	2,000	2,000
101-413-84020	Major Equip Repairs & Maint.	877	259	431	683	500	4,961	500	500
101-413-84030	Buildings Repairs & Maint.	9,722	5,451	3,016	7,917	5,000	34,810	8,000	-
101-413-84060	Vehicle Parts, Repairs & Maint	33,515	30,126	28,326	46,647	25,000	59,641	30,000	30,000
101-413-84080	Skunk Control Supplies & Maint	3,077	90	423	266	1,000	-	-	-
101-413-86010	Training, Travel, & Conference	14,610	27,877	39,496	28,852	30,000	42,250	30,000	25,000
101-413-86030	Subs., Dues, & Publications	4,322	2,350	2,373	2,490	2,000	1,025	2,000	2,000
101-413-88040	Computer Programming/Consult.	9,320	5,074	6,805	7,599	5,000	20,054	70,000	80,000
101-413-88080	Laboratory	563	3,759	3,347	4,173	3,000	4,176	4,000	4,000
101-413-88100	Professional Services	54,477	35,774	53,509	40,264	25,000	82,076	25,000	20,000
101-413-88110	2011 Homeland Security Grant	-	-	-	-	-	2,129	-	-
101-413-90010	Liability & Property Insurance	91,794	126,589	32,442	65,445	95,000	98,334	95,000	95,000
101-413-90041	Settlements & Judgments	4,970	4,639	-	720	6,000	28,280	6,000	6,000
101-413-90070	Investigative Expenses	16,001	14,926	15,621	19,147	15,000	20,861	15,000	10,000
101-413-92120	Booking Fees	-	335	36	-	1,500	-	1,500	-
101-413-98030	Office Furniture & Equipment	1,024	799	575	1,023	1,500	-	1,500	1,500
101-413-98040	Major Machinery & Equipment	(1,442)	31,001	11,830	11,202	15,000	11,768	15,000	36,000
101-413-9805	Capital Purchases	-	-	-	-	-	-	-	-
<b>O &amp; M Cost:</b>		<b>406,218</b>	<b>465,699</b>	<b>329,853</b>	<b>363,960</b>	<b>373,500</b>	<b>574,330</b>	<b>449,000</b>	<b>454,000</b>
<b>413 TOTAL:</b>		<b>3,225,924</b>	<b>3,124,602</b>	<b>2,909,068</b>	<b>2,969,102</b>	<b>3,058,000</b>	<b>3,362,684</b>	<b>3,183,127</b>	<b>2,741,933</b>



# *Animal Control*

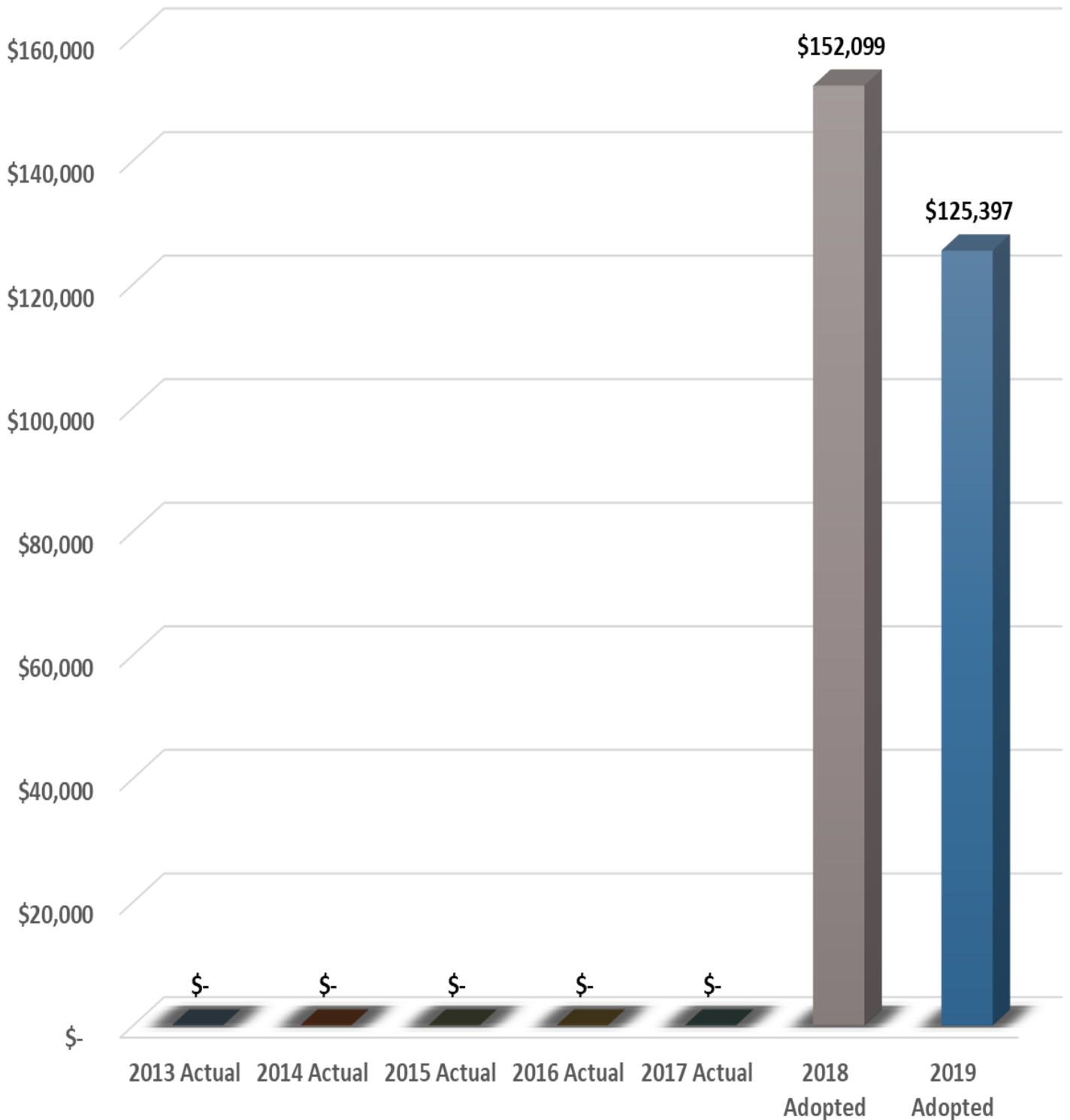
415



# CITY OF COALINGA

Fiscal Year 2018-2019 Adopted Budget

## Animal Control Expenses



**FY 2018-2019 Adopted Budget**

**General Fund**

Account	Description	2013 Actual	2014 Actual	2015 Actual	2016 Actual	2017 Adopted	2017 Actual	2018 Adopted	2019 Adopted
<b>Animal Control</b>									
101-415-60010	Salaries Regular	-	-	-	-	-	-	41,182	35,120
101-415-60020	Salaries Part Time	-	-	-	-	-	-	16,620	-
101-415-60030	Salaries Overtime	-	-	-	-	-	-	-	-
101-415-6004	Salaries Overtime Training	-	-	-	-	-	-	-	-
101-415-6005	Salaries Cash Outs	-	-	-	-	-	-	-	-
101-415-62000	Retirement CALPERS	-	-	-	-	-	-	3,467	2,403
101-415-6201	Retirement 401A	-	-	-	-	-	-	-	-
101-415-62020	Medical/Life Insurance	-	-	-	-	-	-	12,498	17,783
101-415-62030	Social Security FICA	-	-	-	-	-	-	3,584	2,178
101-415-6204	Medicare Insurance	-	-	-	-	-	-	838	510
101-415-62050	Disability Income Insurance	-	-	-	-	-	-	-	-
101-415-62060	Deferred Comp - 457 Retirement	-	-	-	-	-	-	-	-
101-415-62070	Workers Comp. Insurance	-	-	-	-	-	-	3,410	4,215
101-415-62080	Uniform Allowance	-	-	-	-	-	-	750	600
101-415-62200	Retirement CalPERS UL	-	-	-	-	-	-	-	88
101-415-9002	Unemployment Claims	-	-	-	-	-	-	-	-
<b>Personnel Cost:</b>		-	-	-	-	-	-	<b>82,349</b>	<b>62,897</b>
101-415-70010	Office Supplies	-	-	-	-	-	-	1,000	1,000
101-415-70030	Postage & Freight Out	-	-	-	-	-	-	-	250
101-415-70040	Printing & Binding	-	-	-	-	-	-	500	500
101-415-70060	Small Tools & Equipment	-	-	-	-	-	-	1,000	1,000
101-415-7007	Audio/Video Equip. & Supplies	-	-	-	-	-	-	-	-
101-415-70100	Uniforms-Safety Equipment	-	-	-	-	-	-	-	-
101-415-70160	Gasoline & Diesel	-	-	-	-	-	-	8,500	7,000
101-415-70280	Shelter Food/Supplies	-	-	-	-	-	-	14,000	10,000
101-415-70440	Miscellaneous Supplies	-	-	-	-	-	-	-	5,000
101-415-72010	Water, Gas, Sanitation & Sewer	-	-	-	-	-	-	750	750
101-415-72020	Electric	-	-	-	-	-	-	1,250	1,250
101-415-72030	Telephone	-	-	-	-	-	-	1,000	1,000
101-415-8401	Office Equip Repairs & Maint	-	-	-	-	-	-	-	-
101-415-8402	Major Equip Repairs & Maint.	-	-	-	-	-	-	-	-
101-415-84030	Buildings Repairs & Maint.	-	-	-	-	-	-	10,000	2,500
101-415-84060	Vehicle Parts, Repairs & Maint	-	-	-	-	-	-	5,000	5,000
101-415-8408	Skunk Control Supplies & Maint	-	-	-	-	-	-	-	-
101-415-86010	Training, Travel, & Conference	-	-	-	-	-	-	5,000	2,500
101-415-86030	Subs., Dues, & Publications	-	-	-	-	-	-	750	750
101-415-88040	Computer Programming/Consult.	-	-	-	-	-	-	5,000	5,000
101-415-88080	Laboratory	-	-	-	-	-	-	500	500
101-415-88100	Professional Services	-	-	-	-	-	-	10,000	15,000
101-415-90010	Liability & Property Insurance	-	-	-	-	-	-	1,000	1,000
101-415-9004	Settlements & Judgments	-	-	-	-	-	-	-	-
101-415-9007	Investigative Expenses	-	-	-	-	-	-	-	-
101-415-98030	Office Furniture & Equipment	-	-	-	-	-	-	2,000	1,000
101-415-98040	Major Machinery & Equipment	-	-	-	-	-	-	2,500	1,500
101-415-9805	Capital Purchase	-	-	-	-	-	-	-	-
<b>O &amp; M Cost:</b>		-	-	-	-	-	-	<b>69,750</b>	<b>62,500</b>
<b>415 TOTAL:</b>		-	-	-	-	-	-	<b>152,099.00</b>	<b>125,397.00</b>



# Fire Department

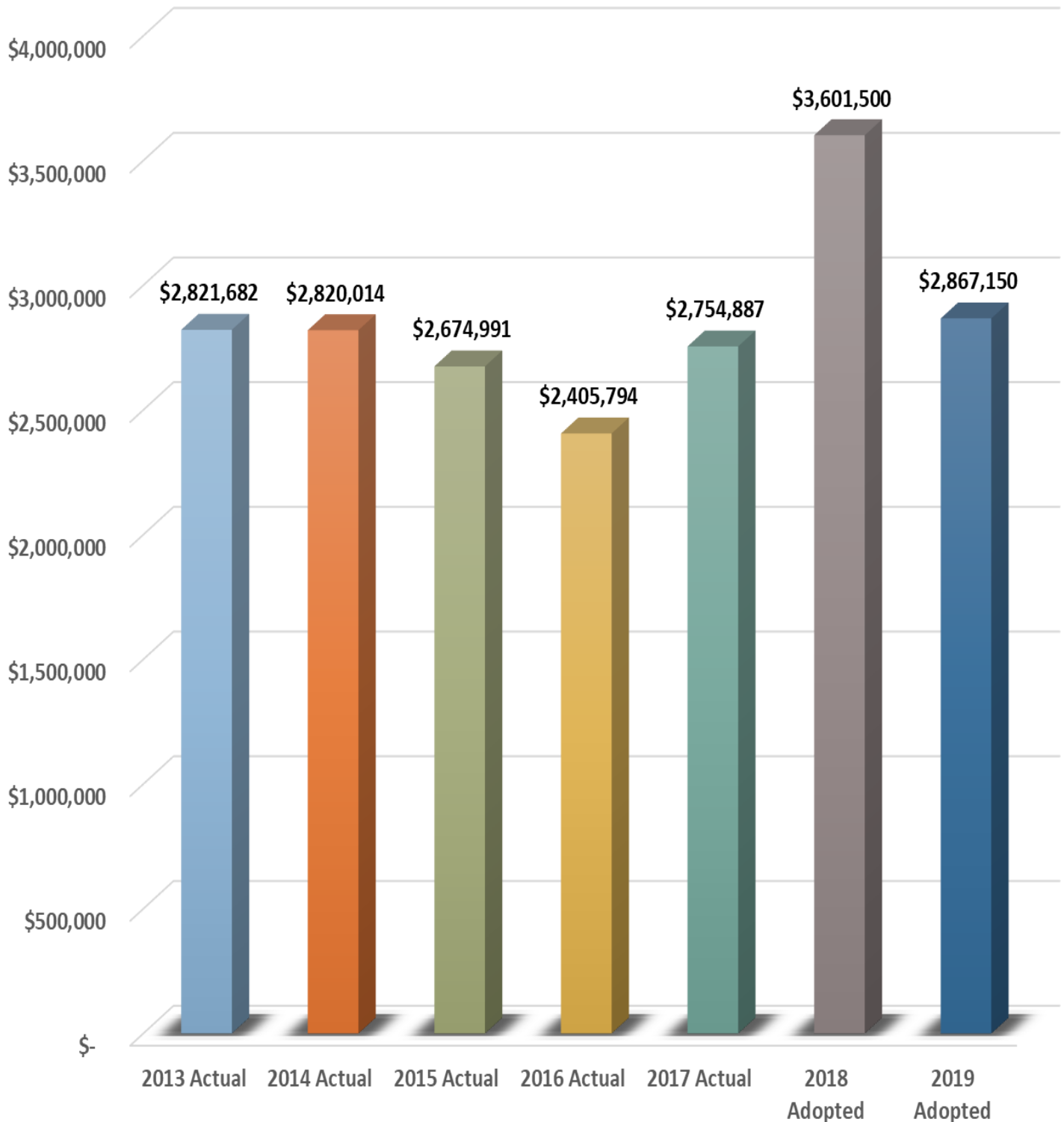
416



# CITY OF COALINGA

## Fiscal Year 2018-2019 Adopted Budget

### Fire Department Expenses



**FY 2018-2019 Adopted Budget**

**General Fund**

Account	Description	2013 Actual	2014 Actual	2015 Actual	2016 Actual	2017 Adopted	2017 Actual	2018 Adopted	2019 Adopted
<b>Fire Department</b>									
101-416-60010	Salaries Regular	1,134,576	1,149,481	1,084,834	900,419	1,147,386	1,094,788	1,180,417	1,109,869
101-416-60020	Salaries Part Time	136,552	38,612	21,899	55,086	120,000	34,614	120,000	72,000
101-416-60030	Salaries Overtime	299,895	333,921	395,248	452,149	370,967	399,380	350,000	350,000
101-416-60050	Salaries Cash Outs	1,495	-	-	-	5,000	-	57,852	57,852
101-416-62000	Retirement CALPERS	66,456	132,977	125,619	101,348	129,919	117,536	136,550	140,212
101-416-62010	Retirement 401A	106,855	13,592	10,861	-	-	-	-	-
101-416-62020	Medical/Life Insurance	212,409	245,617	238,485	189,732	296,119	189,490	235,488	282,511
101-416-62030	Social Security FICA	95,660	92,425	91,247	85,175	74,408	96,143	79,138	73,276
101-416-62040	Medicare Insurance	22,372	21,616	21,340	19,920	18,377	22,485	18,856	17,137
101-416-62050	Disability Income Insurance	717	911	1,130	238	-	634	-	-
101-416-62060	Deferred Comp - 457 Retirement	30,480	26,786	25,087	20,996	30,000	27,550	30,000	44,395
101-416-62070	Workers Comp. Insurance	87,255	140,812	43,801	77,029	74,776	83,221	76,725	141,824
101-416-62080	Uniform Allowance	20,250	28,500	13,500	12,000	34,500	13,500	31,500	29,400
101-416-62200	Retirement CalPERS UL	-	-	-	-	-	-	-	2,875
101-416-62210	Unemployment Claims	15,592	5,544	5,993	10,439	11,474	-	11,804	11,099
	<b>Personnel Cost:</b>	<b>2,230,564</b>	<b>2,230,793</b>	<b>2,079,043</b>	<b>1,924,531</b>	<b>2,312,926</b>	<b>2,079,341</b>	<b>2,328,330</b>	<b>2,332,450</b>
101-416-70010	Office Supplies	2,113	2,516	1,648	1,022	1,700	1,331	1,700	1,700
101-416-70030	Postage & Freight Out	386	204	168	135	200	165	200	200
101-416-70040	Printing & Binding	-	-	-	-	-	60	100	100
101-416-70050	Education Materials & Supplies	1,087	3,258	2,714	770	3,700	1,596	3,700	2,500
101-416-70060	Small Tools & Equipment	5,382	1,037	907	226	1,000	212	1,000	1,000
101-416-70070	Audio/Video Equipment Supplies	-	54	16	-	100	-	100	100
101-416-70102	Uniforms (Turnout Gear)	8,131	6,977	7,825	912	20,000	28,469	20,000	20,000
101-416-70160	Gasoline & Diesel	102,786	83,000	63,026	43,176	80,000	47,522	80,000	75,000
101-416-70440	Miscellaneous Supplies	1,099	1,592	305	1,680	700	794	700	700
101-416-70450	Station Supplies	3,021	2,618	2,770	2,580	1,500	1,743	1,500	1,500
101-416-72010	Water, Gas, Sanitation & Sewer	7,386	6,937	5,431	10,954	7,000	7,299	7,000	7,300
101-416-72020	Electric	17,989	19,299	17,920	18,382	15,000	19,827	18,500	18,500
101-416-72030	Telephone	4,875	5,028	4,915	6,443	6,000	6,405	14,000	18,000
101-416-75000	Medical Equipment & Supplies	49,834	38,256	45,347	34,008	39,000	38,095	39,000	39,000
101-416-75010	Meals-Ambulance Runs	4,950	1,970	1,570	2,430	2,000	1,768	2,000	2,000
101-416-75020	EMS-Linens	4,875	3,465	3,324	4,192	4,000	3,101	4,000	4,000
101-416-75030	Tuition Reimbursement	2,815	2,502	200	1,274	5,000	4,625	5,000	8,000
101-416-75040	Ambulance Billing Contract	55,483	54,934	43,187	78,230	57,000	65,314	57,000	100,000
101-416-75050	EMS-Billing Refunds	11,407	5,847	24,641	20,877	-	-	-	-
101-416-75060	Mandated Annual Service	-	-	10,718	16,166	25,000	28,311	25,000	25,000
101-416-84010	Office Equip Repairs & Maint	1,592	548	703	646	500	1,303	3,900	3,500
101-416-84020	Major Equip Repairs & Maint.	11,009	3,426	2,819	126	3,500	13,267	3,500	3,500
101-416-84030	Buildings Repairs & Maint.	10,171	11,754	13,723	8,570	5,000	43,945	13,000	13,000
101-416-84050	Grounds Repairs & Maint.	1,414	361	1,511	364	500	280	500	500
101-416-84060	Vehicle Parts, Repairs & Maint	98,258	44,106	47,125	77,214	60,000	69,653	60,000	60,000
101-416-84070	Misc. Repairs & Maint.	3,065	166	194	218	500	882	500	500
101-416-86010	Training, Travel, & Conference	4,965	6,777	2,867	1,446	6,000	2,035	6,000	5,000
101-416-86030	Subs., Dues, & Publications	4,037	1,492	2,963	504	2,000	2,543	2,000	2,000
101-416-86040	Required Certification Train	4,992	5,102	3,200	2,758	5,500	1,566	5,500	5,500
101-416-88040	Computer Programming/Consult.	4,621	4,717	688	1,443	500	1,566	3,000	6,600
101-416-88100	Professional Services	11,560	8,759	643	16,411	8,000	31,635	8,000	8,000

*FY 2018-2019 Adopted Budget*

General Fund

Account	Description	2013 Actual	2014 Actual	2015 Actual	2016 Actual	2017 Adopted	2017 Actual	2018 Adopted	2019 Adopted
101-416-90010	Liability & Property Insurance	89,467	101,600	21,744	53,833	74,770	85,364	74,770	90,000
101-416-90041	Settlements & Judgements	-	2,546	357	206	-	1,604	-	-
101-416-92082	Volunteer Firefighter Stipend	3,360	-	3,750	-	-	-	-	-
101-416-92090	Firefighter's Assn Stipend	2,000	-	-	126	2,000	2,000	2,000	2,000
101-416-97010	Ambulance Principal Payment	-	-	-	-	-	-	-	-
101-416-97020	Ambulance Interest Payment	-	-	-	-	-	-	-	-
101-416-97050	Fire Engine Principal Payment	35,193	37,090	39,089	41,196	84,962	89,973	-	-
101-416-97060	Fire Engine Interest Payment	13,030	11,133	9,134	7,551	7,027	2,016	-	-
101-416-97070	2007 KME Fire Engine Principal	-	-	54,028	20,187	66,810	67,889	-	-
101-416-97080	2007 KME Fire Engine Interest	-	-	5,844	4,327	4,420	1,388	-	-
101-416-97100	1991B Police Station Interest	-	-	7,061	680	-	-	-	-
101-416-98030	Office Furniture & Equipment	-	-	-	-	-	-	-	-
101-416-98040	Major Machinery & Equipment	8,765	110,151	141,870	-	10,000	-	10,000	10,000
101-416-98430	Gas Fund Loan Payment	-	-	-	-	402,105	-	800,000	-
	<b>O &amp; M Cost:</b>	591,118	589,221	595,948	481,263	1,012,994	675,546	1,273,170	534,700
<b>416 TOTAL:</b>		<b>2,821,682</b>	<b>2,820,014</b>	<b>2,674,991</b>	<b>2,405,794</b>	<b>3,325,920</b>	<b>2,754,887</b>	<b>3,601,500</b>	<b>2,867,150</b>



# Service Center

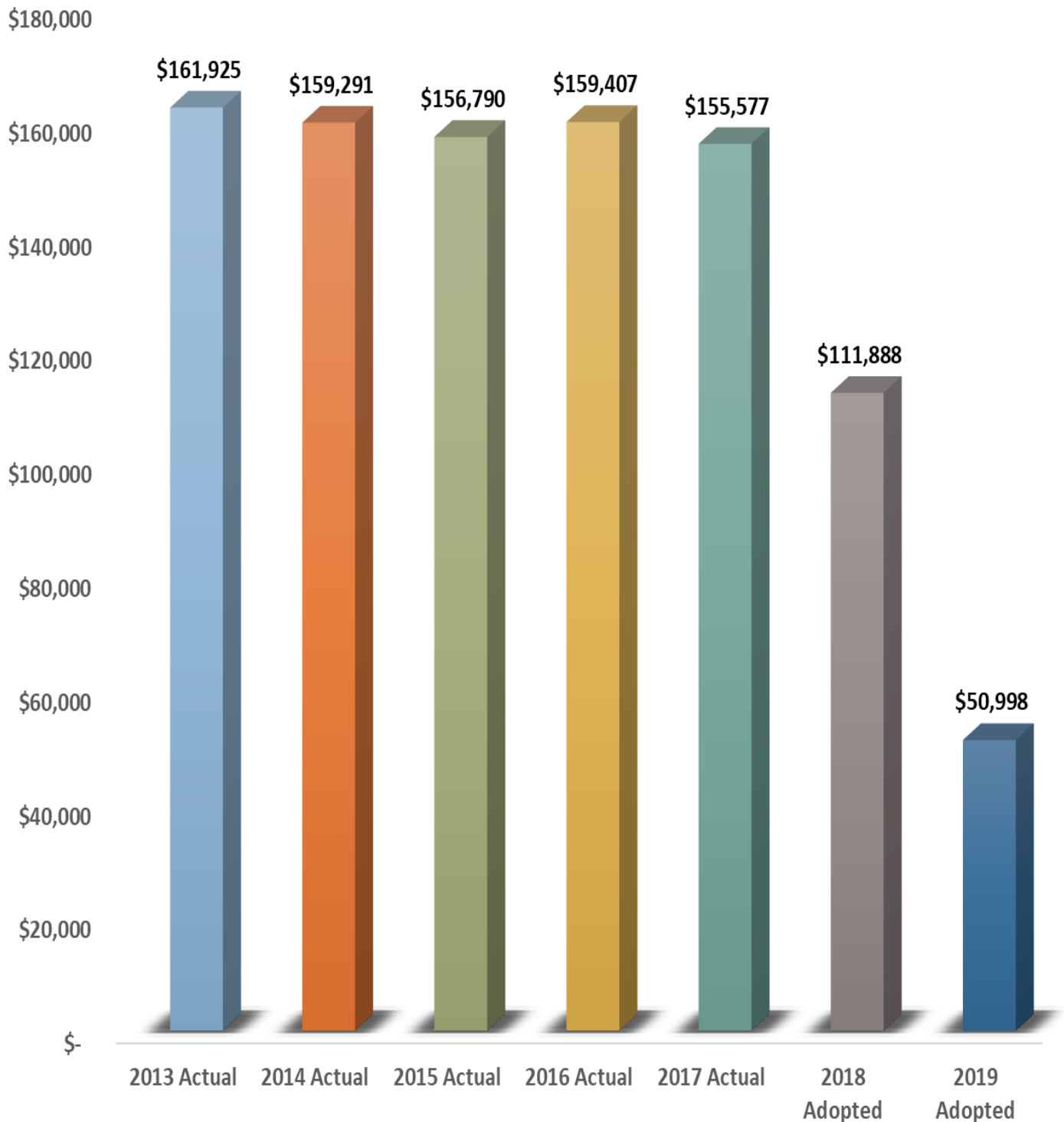
431



# CITY OF COALINGA

## Fiscal Year 2018-2019 Adopted Budget

### Service Center Expenses



**FY 2018-2019 Adopted Budget**

**General Fund**

Account	Description	2013 Actual	2014 Actual	2015 Actual	2016 Actual	2017 Adopted	2017 Actual	2018 Adopted	2019 Adopted
<b>Service Center</b>									
101-431-60010	Salaries Regular	96,640	94,673	99,960	97,560	97,199	95,878	50,786	22,854
101-431-60030	Salaries Overtime	879	642	613	218	800	70	800	360
101-431-60050	Salaries Cash Out	-	-	-	-	1,869	935	11,108	450
101-431-62000	Retirement CALPERS	3,186	7,286	7,988	7,832	8,136	7,650	4,275	2,032
101-431-62010	Retirement 401A	6,671	-	-	-	-	-	-	-
101-431-62020	Medical/Life Insurance	13,874	14,426	14,711	14,780	13,670	13,408	7,126	3,600
101-431-62030	Social Security FICA	5,987	5,831	6,273	6,044	6,026	6,125	3,149	1,417
101-431-62040	Medicare Insurance	1,400	1,364	1,467	1,413	1,409	1,432	736	331
101-431-62060	Deferred Comp - 457 Retirement	2,875	2,311	2,300	2,237	2,300	2,188	1,500	686
101-431-62070	Workers Comp. Insurance	3,625	7,359	2,239	3,219	5,735	5,041	2,996	2,742
101-431-62080	Uniform Allowance	-	150	114	150	300	108	150	150
101-431-62200	Retirement CalPERS UL	-	-	-	-	-	-	-	57
101-431-62210	Unemployment Claims	-	-	-	-	972	-	507	229
<b>Personnel Cost:</b>		<b>135,137</b>	<b>134,041</b>	<b>135,667</b>	<b>133,453</b>	<b>138,416</b>	<b>132,835</b>	<b>83,133</b>	<b>34,908</b>
101-431-70010	Office Supplies	92	421	84	92	200	-	200	100
101-431-70060	Small Tools & Equipment	76	141	-	-	200	-	200	500
101-431-70100	Uniforms	-	297	428	233	300	225	1,065	500
101-431-70150	Vehicle Parts & Supplies	14,419	11,147	11,898	11,979	15,000	9,107	15,000	5,000
101-431-70160	Gasoline & Diesel	2,575	2,044	1,789	1,480	2,200	1,458	2,000	500
101-431-70440	Miscellaneous Supplies	448	321	70	70	200	936	250	250
101-431-72020	Electric	3,267	3,452	3,786	4,156	3,400	3,635	3,400	2,000
101-431-72030	Telephone	381	388	135	-	400	505	400	1,000
101-431-84060	Vehicle Parts, Repairs & Maint	830	894	451	730	500	1,671	500	500
101-431-88100	Professional Services	-	-	-	3,733	-	-	-	-
101-431-90010	Liability & Property Insurance	4,701	6,145	2,482	3,481	5,740	5,205	5,740	5,740
<b>O &amp; M Cost:</b>		<b>26,788</b>	<b>25,249</b>	<b>21,123</b>	<b>25,954</b>	<b>28,140</b>	<b>22,742</b>	<b>28,755</b>	<b>16,090</b>
<b>431 TOTAL:</b>		<b>161,925</b>	<b>159,291</b>	<b>156,790</b>	<b>159,407</b>	<b>166,556</b>	<b>155,577</b>	<b>111,888</b>	<b>50,998</b>



# *Building Maintenance*

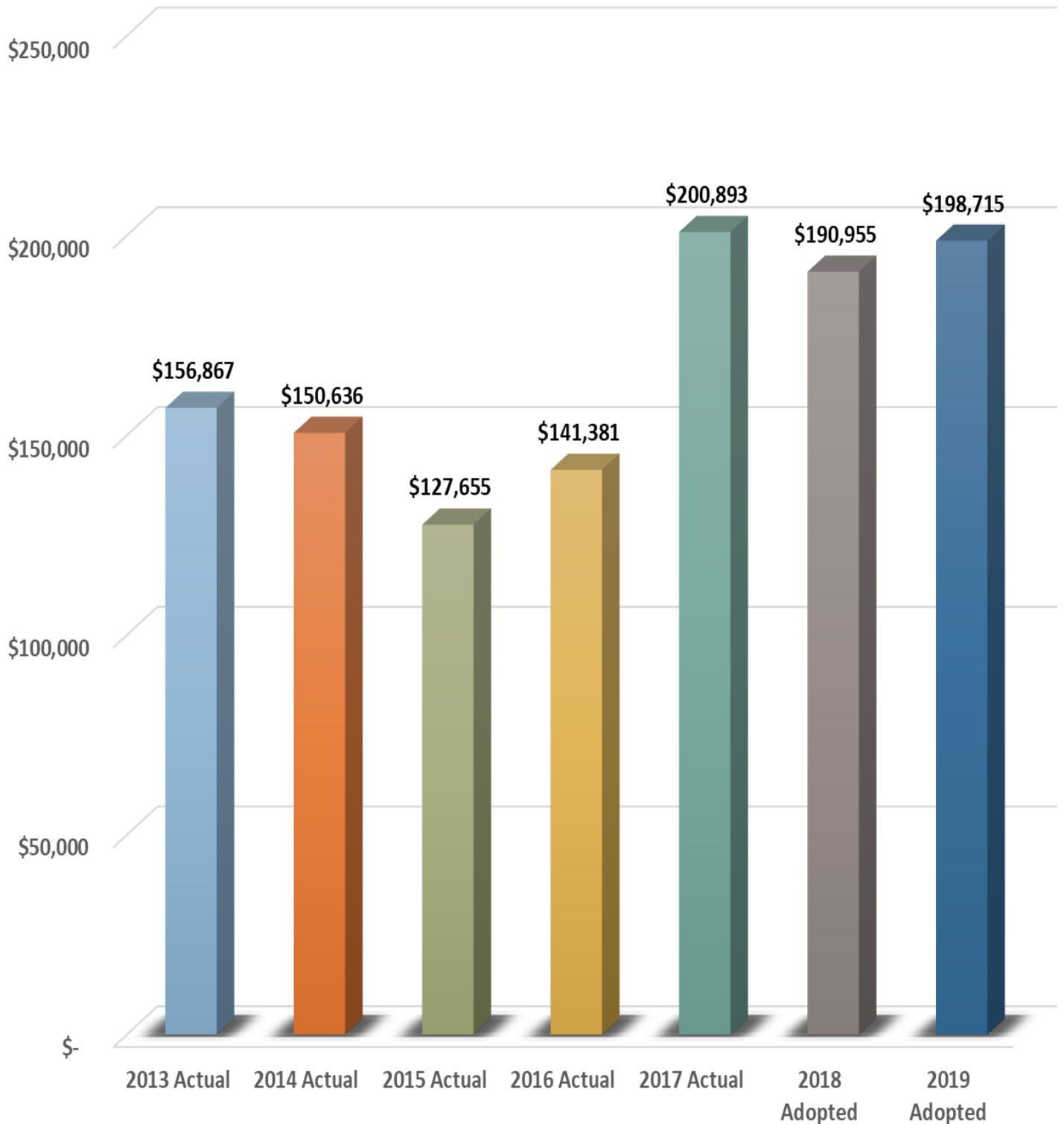
432



# CITY OF COALINGA

Fiscal Year 2018-2019 Adopted Budget

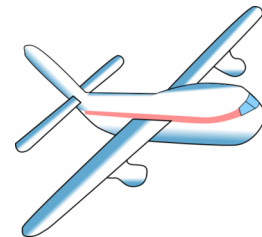
## Building Maintenance Expenses



**FY 2018-2019 Adopted Budget**

**General Fund**

Account	Description	2013 Actual	2014 Actual	2015 Actual	2016 Actual	2017 Adopted	2017 Actual	2018 Adopted	2019 Adopted
<b>Building Maintenance</b>									
101-432-60010	Salaries Regular	24,287	25,501	26,778	33,203	31,733	31,085	-	-
101-432-60030	Salaries Overtime	116	-	-	8	-	103	-	-
101-432-62000	Retirement CALPERS	837	2,011	2,146	2,208	2,656	2,490	-	-
101-432-62010	Retirement 401A	1,673	-	-	-	-	-	-	-
101-432-62020	Medical/Life Insurance	5,029	5,347	5,431	5,157	5,975	5,869	-	-
101-432-62030	Social Security FICA	1,499	1,589	1,677	1,747	1,968	1,972	-	-
101-432-62040	Medicare Insurance	351	372	392	409	460	461	-	-
101-432-62060	Deferred Comp - 457 Retirement	-	337	487	493	952	557	-	-
101-432-62070	Workers Comp. Insurance	498	3,825	1,446	906	1,872	2,499	-	-
101-432-62080	Uniform Allowance	-	-	-	-	-	-	-	-
101-432-62200	Retirement CalPERS UL	-	-	-	-	-	-	-	-
101-432-62210	Unemployment Claims	-	-	-	-	317	-	-	-
	<b>Personnel Cost:</b>	<b>34,290</b>	<b>38,982</b>	<b>38,356</b>	<b>44,131</b>	<b>45,933</b>	<b>45,036</b>	<b>-</b>	<b>-</b>
101-432-70010	Office Supplies	22	47	31	-	50	72	75	75
101-432-70060	Small Tools & Equipment	2,296	703	-	-	500	-	500	500
101-432-70100	Uniforms	-	-	-	-	-	99	-	-
101-432-70440	Miscellaneous Supplies	1,829	1,982	178	104	2,000	64	1,850	1,850
101-432-72010	Water, Gas, Sanitation & Sewer	25,146	16,431	13,385	16,250	30,000	20,433	20,000	22,000
101-432-72020	Electric	51,853	47,333	53,410	53,827	47,000	75,603	57,000	58,000
101-432-72030	Telephone	22,760	23,564	11,320	11,645	22,000	32,427	22,000	22,000
101-432-84020	Major Equip Repairs & Maint.	-	-	-	-	10,000	1,514	26,000	10,000
101-432-84030	Buildings Repairs & Maint.	6,204	7,910	3,699	5,722	8,500	10,662	40,240	61,000
101-432-84050	Grounds Repairs & Maintenance	4,542	4,935	4,747	3,197	7,900	11,838	9,000	9,000
101-432-84071	Inspections	6,951	5,516	967	5,571	6,800	1,181	7,100	7,100
101-432-90010	Liability & Property Insurance	972	3,235	1,562	934	7,190	1,964	7,190	7,190
	<b>O &amp; M Cost:</b>	<b>122,577</b>	<b>111,654</b>	<b>89,298</b>	<b>97,250</b>	<b>141,940</b>	<b>155,857</b>	<b>190,955</b>	<b>198,715</b>
<b>432 TOTAL:</b>		<b>156,867</b>	<b>150,636</b>	<b>127,655</b>	<b>141,381</b>	<b>187,873</b>	<b>200,893</b>	<b>190,955</b>	<b>198,715</b>



# *Airport Department*

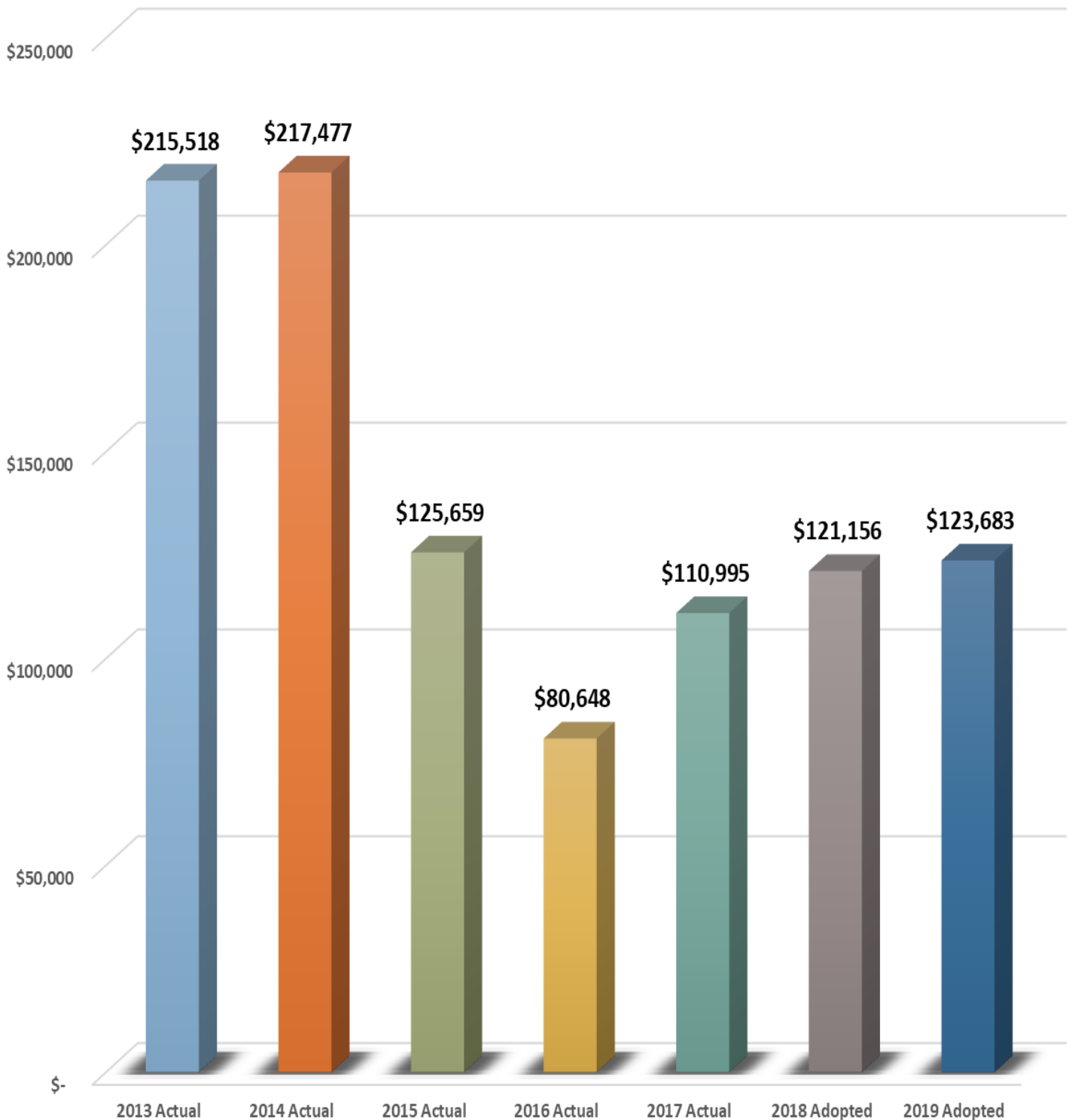
435



# CITY OF COALINGA

Fiscal Year 2018-2019 Adopted Budget

## Airport Department Expenses



**FY 2018-2019 Adopted Budget**

**General Fund**

Account	Description	2013 Actual	2014 Actual	2015 Actual	2016 Actual	2017 Adopted	2017 Actual	2018 Adopted	2019 Adopted
<b>Airport Operations</b>									
101-435-60010	Salaries Regular	5,232	7,204	8,575	7,365	7,251	6,936	7,251	7,472
101-435-60030	Salaries Overtime	-	665	897	1,117	800	1,152	1,100	1,100
101-435-60050	Salaries Cash Outs	54	-	76	54	100	54	100	300
101-435-62000	Retirement CALPERS	197	557	659	580	607	556	610	664
101-435-62010	Retirement 401A	325	-	-	-	-	-	-	-
101-435-62020	Medical/Life Insurance	1,282	1,126	2,346	2,063	1,933	1,447	1,069	2,565
101-435-62030	Social Security FICA	299	480	554	481	450	494	450	463
101-435-62040	Medicare Insurance	70	112	130	112	105	116	105	108
101-435-62060	Deferred Comp - 457 Retirement	-	147	79	78	218	80	218	224
101-435-62070	Workers Comp. Insurance	1,902	637	131	322	428	408	428	897
101-435-62080	Uniform Allowance	-	-	-	-	15	-	15	15
101-435-62200	Retirement CalPERS UL	-	-	-	-	-	-	-	75
101-435-62210	Unemployment Claims	-	-	-	-	73	-	73	75
<b>Personnel Cost:</b>		<b>9,361</b>	<b>10,929</b>	<b>13,447</b>	<b>12,172</b>	<b>11,980</b>	<b>11,243</b>	<b>11,419</b>	<b>13,958</b>
101-435-70030	Postage & Freight Out	-	-	-	-	-	-	-	10
101-435-70040	Printing & Binding	-	-	-	-	-	-	-	5
101-435-72010	Water, Gas, Sanitation & Sewer	3,461	4,585	4,367	5,448	3,800	5,384	5,550	5,550
101-435-72020	Electric	12,290	11,536	10,682	12,301	10,640	11,238	10,640	10,640
101-435-72030	Telephone	2,104	1,745	1,090	822	1,580	2,347	1,580	1,580
101-435-80060	Fuel Purchases for Resale	41,586	41,989	36,865	16,508	45,000	14,662	45,000	45,000
101-435-84020	Major Equipment Repair	357	-	137	1,177	1,500	995	1,500	1,500
101-435-84030	Building Repairs	4,834	154	617	135	1,800	2,236	5,100	5,600
101-435-84050	Grounds Repair & Maintenance	15,150	1,475	6,227	7,848	4,000	15,631	4,000	4,000
101-435-84060	Vehicle Parts, Repairs & Maint	938	-	2,463	458	500	1,122	1,300	1,000
101-435-86010	Training, Travel & Conference	-	-	-	-	-	-	500	500
101-435-86030	Subs., Dues, & Publications	-	-	-	-	500	33	200	200
101-435-88040	Computer Programming/Consultant	-	-	-	-	-	-	-	200
101-435-88091	Engineering and Consultants	273	290	1,069	7,897	3,500	24,263	16,667	16,667
101-435-88100	Professional Services	2,212	8,898	6,747	2,250	7,000	7,802	3,000	2,500
101-435-88111	Airport Master Plan	-	-	-	-	-	-	-	-
101-435-90010	Liability & Property Insurance	2,966	3,002	3,002	3,002	3,200	3,002	3,200	3,200
101-435-66210	Unemployment Claims	-	-	-	-	-	-	-	73
101-435-92090	Taxes, Lic, Fees & Special Assmt	9,465	9,570	9,309	10,630	9,800	11,037	11,500	11,500
101-435-96011	1994 Airport Const. Principal	50,000	55,000	-	-	-	-	-	-
101-435-96023	1994 Airport Const. Interest	10,138	6,344	2,175	-	-	-	-	-
101-435-96036	1998 Airport Hangers Principal	44,440	46,331	26,134	-	-	-	-	-
101-435-96039	1998 Airport Hangers Interest	5,943	3,684	1,328	-	-	-	-	-
101-435-9804	Major Machinery & Equipment	-	11,945	-	-	-	-	-	-
<b>O &amp; M Cost:</b>		<b>206,156</b>	<b>206,548</b>	<b>112,212</b>	<b>68,476</b>	<b>92,820</b>	<b>99,752</b>	<b>109,737</b>	<b>109,725</b>
<b>435 TOTAL:</b>		<b>215,518</b>	<b>217,477</b>	<b>125,659</b>	<b>80,648</b>	<b>104,800</b>	<b>110,995</b>	<b>121,156</b>	<b>123,683</b>



# *Municipal Grounds Maintenance*

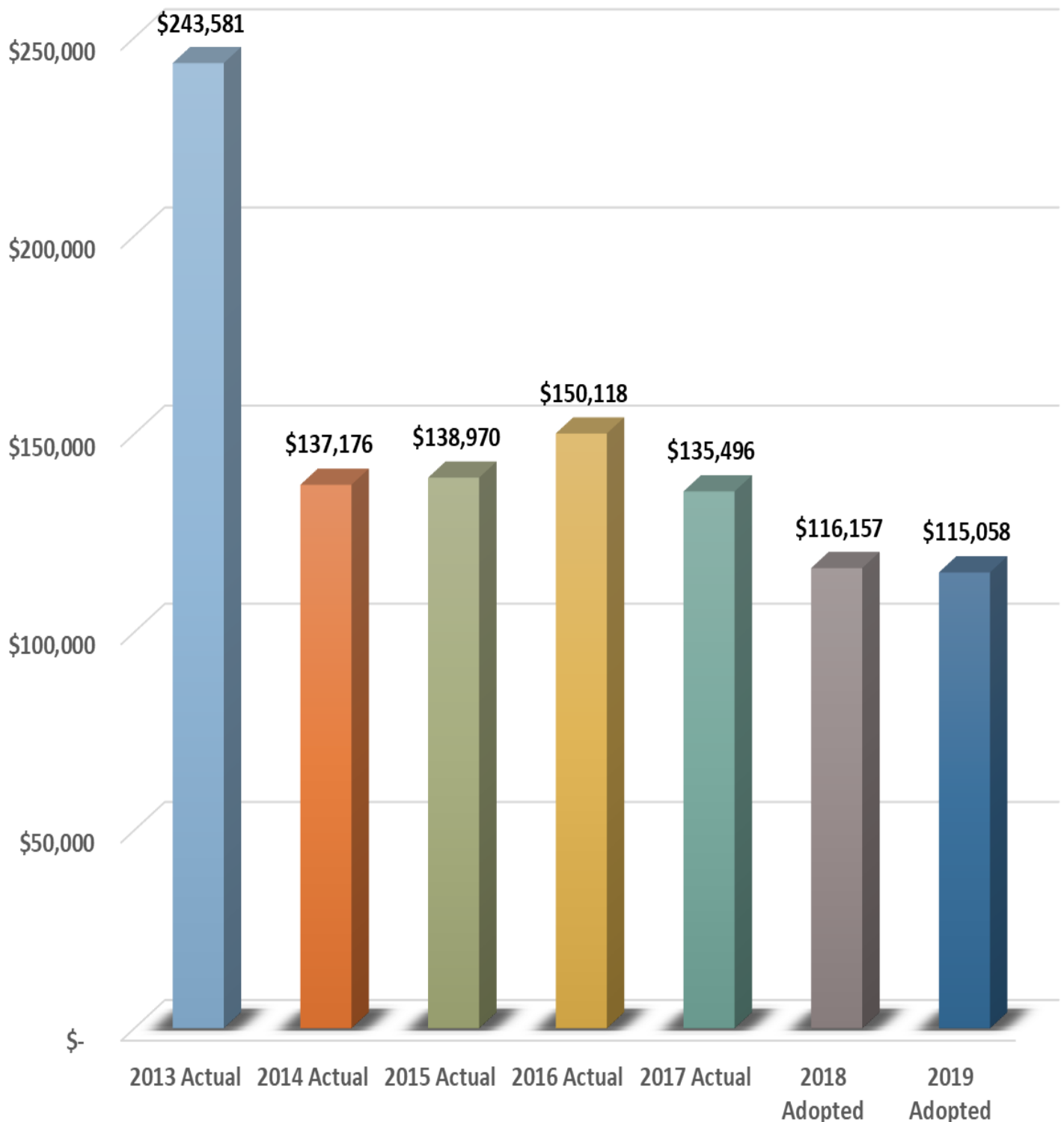
440



# CITY OF COALINGA

Fiscal Year 2018-2019 Adopted Budget

## Municipal Grounds Maintenance Expenses



**FY 2018-2019 Adopted Budget**

**General Fund**

Account	Description	2013 Actual	2014 Actual	2015 Actual	2016 Actual	2017 Adopted	2017 Actual	2018 Adopted	2019 Adopted
<b>Municipal Grounds Maintenance</b>									
101-440-60010	Salaries Regular	82,232	26,223	30,143	34,282	28,311	16,841	12,502	13,717
101-440-60020	Salaries Part Time	-	1,398	-	1,535	-	6,029	-	-
101-440-60030	Salaries Overtime	999	118	325	297	300	110	300	1,400
101-440-60050	Salaries Cash Outs	232	-	-	-	230	-	230	230
101-440-62000	Retirement CALPERS	1,252	1,898	2,064	2,307	2,008	1,362	982	1,175
101-440-62010	Retirement 401A	9,062	-	-	-	-	-	-	-
101-440-62020	Medical/Life Insurance	24,102	7,462	6,955	6,956	7,619	4,229	2,892	3,412
101-440-62030	Social Security FICA	4,796	1,544	1,835	2,187	1,756	1,592	775	850
101-440-62040	Medicare Insurance	1,122	361	429	511	411	372	181	199
101-440-62060	Deferred Comp - 457 Retirement	571	145	56	-	185	-	185	185
101-440-62070	Workers Comp. Insurance	3,931	7,706	3,286	1,170	5,000	1,449	5,000	1,646
101-440-62080	Uniform Allowance	165	59	84	33	85	85	85	85
101-440-62200	Retirement CalPERS UL	-	-	-	-	-	-	-	122
101-440-62210	Unemployment Claims	-	-	-	-	283	-	125	137
	<b>Personnel Cost:</b>	<b>128,463</b>	<b>46,915</b>	<b>45,178</b>	<b>49,278</b>	<b>46,188</b>	<b>32,069</b>	<b>23,257</b>	<b>23,158</b>
101-440-70010	Office Supplies	-	-	-	-	-	-	-	-
101-440-70060	Small Tools & Equipment	432	-	-	-	-	-	-	-
101-440-70100	Uniforms	394	-	54	-	-	-	-	-
101-440-70160	Gasoline & Diesel	12,609	6,339	5,225	3,932	6,000	4,171	6,000	5,000
101-440-70441	Irrigation Supplies	3,000	1,000	1,041	-	1,000	604	1,000	1,000
101-440-72011	Water/Electric - City Plots	80,578	76,633	77,961	84,607	74,000	71,976	74,000	74,000
101-440-84030	Building Repairs & Supplies	-	-	-	-	-	-	-	-
101-440-84050	Grounds Repairs & Maintenance	7,190	3,352	3,223	9,467	11,000	9,549	7,000	7,000
101-440-84060	Vehicle Parts, Repairs & Maint	5,855	1,423	5,495	1,858	1,500	8,705	3,000	3,000
101-440-86010	Travel, Training, & Conference	-	-	120	-	200	-	200	200
101-440-88100	Professional Services	-	-	-	-	-	6,921	-	-
101-440-90010	Liability & Property Insurance	5,061	1,514	674	976	1,700	1,501	1,700	1,700
101-440-90040	Claims and Judgments	-	-	-	-	-	-	-	-
101-440-98040	Major Machinery & Equipment	-	-	-	-	-	-	-	-
	<b>O &amp; M Cost:</b>	<b>115,118</b>	<b>90,261</b>	<b>93,792</b>	<b>100,840</b>	<b>95,400</b>	<b>103,427</b>	<b>92,900</b>	<b>91,900</b>
<b>440 TOTAL:</b>		<b>243,581</b>	<b>137,176</b>	<b>138,970</b>	<b>150,118</b>	<b>141,588</b>	<b>135,496</b>	<b>116,157</b>	<b>115,058</b>
<b>TRANSFERS OUT:</b>									
101-900-94530	TO Claremont Custody Center	-	138,018	40,897	-	-	2,896,660	-	-
101-900-98200	TO RDA Successor Agency	-	-	-	-	-	-	-	-
<b>GENERAL FUND REVENUES:</b>		<b>6,621,892</b>	<b>6,469,048</b>	<b>7,975,086</b>	<b>6,541,421</b>	<b>7,111,922</b>	<b>10,642,133</b>	<b>8,043,286</b>	<b>9,097,050</b>
<b>GENERAL FUND EXPENSES:</b>		<b>8,023,551</b>	<b>7,853,308</b>	<b>7,073,608</b>	<b>7,041,325</b>	<b>7,906,145</b>	<b>10,893,963</b>	<b>8,600,996</b>	<b>7,347,286</b>
<b>Variance Revenue vs Expense</b>		<b>(1,401,659)</b>	<b>(1,384,260)</b>	<b>901,478</b>	<b>(499,904)</b>	<b>(794,223)</b>	<b>(251,830)</b>	<b>(557,710)</b>	<b>1,749,764</b>



# *Claremont Custody Center*

**FUND 453**

City of Coalinga  
 Claremont Custody Center Fund 453  
 Revenue and Expense  
***FY 2018-2019 Propsed Budget***

	2013 Actual	2014 Actual	2015 Actual	2016 Actual	2017 Adopted	2017 Actual (unaudited)	2018 Adopted	2019 Adopted
<b>Beginning Fund Balance</b>	(2,621,664)	(2,866,421)	(2,866,421)	(2,866,421)	(2,893,887)	(2,893,887)	-	-
<b>Revenue:</b>	-	138,018	40,897	-	-	2,896,660	-	-
<b>Expense:</b>	244,757	138,018	40,897	27,466	-	2,773	-	-
Variance: Revenue vs Expense	(244,757)	-	-	(27,466)	-	2,893,887	-	-
<b>Ending Fund Balance</b>	(2,866,421)	(2,866,421)	(2,866,421)	(2,893,887)	(2,893,887)	-	-	-

**DETAIL REVENUE/EXPENSE:**

Account	Description	2013 Actual	2014 Actual	2015 Actual	2016 Actual	2017 Adopted	2017 Actual	2018 Adopted	2019 Adopted
453-400-4932	Transfer from General Fund	-	138,018	40,897	-	-	2,896,660	-	-
<b>TOTAL REVENUE:</b>		-	<b>138,018</b>	<b>40,897</b>	-	-	<b>2,896,660</b>	-	-
<b>Expense</b>									
453-460-6001	Salaries Regular	2,484	-	-	-	-	-	-	-
453-460-60020	Salaries Part Time	-	18,878	9,379	-	-	-	-	-
453-460-60030	Salaries Overtime	-	473	-	-	-	-	-	-
453-460-62030	Social Security FICA	154	1,200	581	-	-	-	-	-
453-460-62040	Medicare Insurance	36	281	136	-	-	-	-	-
453-460-7010	Uniform Patches	-	2,011	-	-	-	-	-	-
453-460-62210	Unemployment Claims	106,461	2,788	4,376	-	-	-	-	-
453-461-86010	Training, Travel & Conferences	-	14	-	-	-	-	-	-
453-462-70160	Gasoline & Diesel	-	570	-	-	-	-	-	-
453-462-70440	Miscellaneous Supplies	-	716	-	-	-	-	-	-
453-462-72010	Water, Gas, Sanitation & Sewer	23,549	9,967	513	460	-	17	-	-
453-462-72020	Electric	46,465	38,059	17,683	23,655	-	2,756	-	-
453-462-72030	Telephone	12,149	12,490	3,902	-	-	-	-	-
453-462-84030	Building Repairs & Maintenance	-	14,276	3,401	2,029	-	-	-	-
453-462-84050	Grounds Repair & Maintenance	17	757	-	-	-	-	-	-
453-462-84060	Vehicle Parts, Repairs & Maint	40	527	-	-	-	-	-	-
453-462-8804	Computer Programming/Consult.	-	-	-	-	-	-	-	-
453-462-98020	Bldgs. & Building Improvements	-	-	-	-	-	-	-	-
453-472-88100	Professional Services	14,162	5,522	686	1,322	-	-	-	-
453-472-88190	Other Professional/Copier Cont	39,240	29,490	240	-	-	-	-	-
<b>TOTAL EXPENSE:</b>		<b>244,757</b>	<b>138,018</b>	<b>40,897</b>	<b>27,466</b>	-	<b>2,773</b>	-	-



# *General Capital Projects*

**FUND 140**

City of Coalinga  
 General Capital Projects Fund 140  
 Revenue and Expense  
*FY 2018-2019 Adopted Budget*

Fiscal Years:	2013	2014	2015	2016	2017	2017	2018	2019
	Actual	Actual	Actual	Actual	Adopted	Actual	Adopted	Adopted
						(unaudited)		
<b>Beginning Fund Balance</b>	3,118,128	3,099,147	1,903,477	2,076,876	1,845,495	1,845,495	1,737,364	1,737,364
<b>Revenue:</b>	985,115	148,308	680,618	3,017,609	2,117,000	3,742,208	2,366,180	344,000
<b>Expense:</b>	1,004,097	338,839	1,017,384	3,004,679	2,117,000	3,850,339	2,366,180	344,000
Variance: Revenue vs Expense	(18,981)	(190,532)	(336,766)	12,930	-	(108,131)	-	-
<b>Sub Total Ending Fund Bal</b>	3,099,147	2,908,615	1,566,711	2,089,806	1,845,495	1,737,364	1,737,364	1,737,364
Prior Period Adjustment		(100,640)	510,165	55,689				
<b>TRANSFER TO GENERAL FUND</b>	-	(904,498)	-	(300,000)	-	-	-	(1,700,000)
<b>Ending Fund Balance</b>	3,099,147	1,903,477	2,076,876	1,845,495	1,845,495	1,737,364	1,737,364	37,364

**CITY OF COALINGA**  
***FY 2018-2019 Adopted Budget***  
**General Capital Projects Fund 140**  
**Detail - Revenue and Expense**

Account	Description	2013 Actual	2014 Actual	2015 Actual	2016 Actual	2017 Adopted	2017 Actual	2018 Adopted	2019 Adopted
							(Unaudited)		
<b>GENERAL CAPITAL PROJECTS FUND 140</b>									
<b>Revenue</b>									
140-400-44010	Interest Earned	-	-	-	1,408	-	3,181	-	-
140-400-45190	CDBG Storm Drain	488,298	-	-	-	-	-	-	-
140-400-45200	Sports Complex Phase 1B	-	-	-	-	-	-	-	-
140-400-45210	PARSAC-Program Reimbursements	-	6,986	8,151	11,287	-	11,305	-	-
140-400-45220	Donation-Plaza Project-Kiosk	-	12,000	-	-	-	-	-	-
140-400-45370	CMAQ-Alley Improvements	-	-	63,574	21,015	550,000	646,087	-	-
140-400-45380	TEA 21-State Roads RSTP	-	-	-	-	-	-	-	-
140-400-45390	STPL Cherry Lane & Elm	-	-	-	-	-	-	-	-
140-400-45410	EECBG-ARRA Funding	-	-	-	-	-	-	-	-
140-400-45420	Hwy Safety Improvement Grant	284,922	363	-	-	-	-	-	-
140-400-45430	RSTP-Forest St Recon (3rd-5th)	-	61,534	331,889	-	-	-	-	-
140-400-45440	2009 B Housing Bond Proceeds	21,200	-	-	-	-	-	-	-
140-400-45450	Fire-GEMT Reimbursement	79,440	-	-	-	-	-	-	-
140-400-45460	CMAQ-St. Sweeper Grant	-	-	-	-	-	-	-	-
140-400-45470	HSIPL-2013 Elm/Cambridge	-	-	19,920	33,736	430,000	5,904	425,000	344,000
140-400-45480	RSTP-Forest St Recon (3rd-1st)	-	-	-	50,693	787,000	803,659	-	-
140-400-45490	Active Trans. Plan (ATP)-Cycle 1	-	-	-	70,181	150,000	174,120	-	-
140-400-45500	Traffic Calming & Safety Plan-SGC	-	-	-	-	200,000	-	-	-
140-400-45510	HOME Grant-Consultant Reimb.	-	-	-	13,423	-	9,000	37,000	-
140-400-45520	HOME-Developer Project Funds	-	-	-	2,776,247	-	2,077,214	450,000	-
140-400-45560	Forest/Truman RSTP Grant	-	-	-	-	-	-	600,000	-
140-400-45570	2016 Alley Paving Proj CMAQ	-	-	-	-	-	-	531,180	-
140-400-45580	ADA Improv-ATP Cycle 2 Rev	-	-	-	-	-	-	323,000	-
140-400-46250	Prop 40 Park Bond-Centennial Park	-	-	192,894	-	-	-	-	-
140-400-46260	Tire Amnesty/TDP Grant	10,567	-	-	5,823	-	-	-	-
140-400-48102	Police-Homeland Sec. Grant	-	7,500	16,802	-	-	-	-	-
140-400-48110	Police-Ebyrne JAG Grant	-	-	11,639	10,668	-	11,738	-	-
140-400-48160	Miscellaneous	56,690	2,500	-	-	-	-	-	-
140-400-48210	Zoning Code Update Grant	18,344	46,269	15,711	19,700	-	-	-	-
140-400-48230	2010 Fire-Homeland Sec. Grant	4,286	-	-	-	-	-	-	-
140-400-48240	2012 Fire-Homeland Sec. Grant	21,369	2,000	-	-	-	-	-	-
140-400-48250	2011 Fire-Homeland Sec. Grant	-	2,411	-	-	-	-	-	-
140-400-48260	Fire-Homeland Sec. Grant	-	6,745	1,229	-	-	-	-	-
140-400-48270	Fire-SJAirPollutionDist. Grant	-	-	18,809	-	-	-	-	-
140-400-48280	Fire-Homeland Security Grant	-	-	-	3,428	-	-	-	-
140-400-49500	Transfer from 2009 RDA Bond	-	-	-	-	-	-	-	-
<b>TOTAL REVENUE:</b>		<b>985,115</b>	<b>148,308</b>	<b>680,618</b>	<b>3,017,609</b>	<b>2,117,000</b>	<b>3,742,208</b>	<b>2,366,180</b>	<b>344,000</b>
<b>Expense</b>									
140-401-72000	Council Audio/Video Supply	-	-	-	2,879	-	-	-	-
140-404-88104	HOME-Grant Admin-Consultants	-	-	-	13,423	-	13,772	37,000	-
140-404-88114	HOME Developer Disbursements	-	-	-	2,776,247	-	2,077,214	450,000	-
140-404-88161	Zoning Code Update Grant Exp	30,677	51,624	17,723	48	-	-	-	-
140-404-88171	Special Planning Services	400	-	-	-	-	3,000	-	-
140-405-84031	City Hall AC Unit Replacement	-	-	-	19,860	-	-	-	-
140-405-84011	RVP Equipment	2,714	-	-	-	-	-	-	-
140-405-84021	Replace City Server	-	31,382	-	-	-	-	-	-
140-405-88100	Retirement Actuarial	-	-	-	-	-	-	-	-
140-413-88123	Police-Homeland Sec. Grant	-	7,500	16,802	4,200	-	-	-	-
140-413-88131	Police-Ebyrne Memorial JAG Grant	-	-	11,639	10,668	-	11,780	-	-
140-416-84021	2010 Fire-Homeland Sec. Grant	4,286	-	-	-	-	-	-	-
140-416-84031	2012 Fire-Homeland Sec. Grant	21,369	2,000	-	-	-	-	-	-

**CITY OF COALINGA**  
***FY 2018-2019 Adopted Budget***  
**General Capital Projects Fund 140**  
**Detail - Revenue and Expense**

Account	Description	2013 Actual	2014 Actual	2015 Actual	2016 Actual	2017 Adopted	2017 Actual	2018 Adopted	2019 Adopted
140-416-84041	2011 Fire-Homeland Sec.Grant	-	2,411	-	-	-	-	-	-
140-416-84052	Fire-Homeland Sec.Grant	-	6,745	1,229	-	-	-	-	-
140-416-84061	Fire-SJAirPollutionDist.Grant	-	-	18,809	-	-	-	-	-
140-416-84074	Fire-Homeland Sec.Grant	-	-	-	3,428	-	-	-	-
140-416-84081	Fire-PARSAC Program Reimb	-	-	-	1,840	-	-	-	-
140-416-98040	Fire-Ambulance Purchase	79,441	-	-	-	-	-	-	-
140-420-84100	Code Enf. Abatement	323	125	575	475	-	(546)	-	-
140-422-86031	Project Application Fees	3,754	-	-	-	-	-	-	-
140-422-88092	PARSAC-Program Exp.Reimbursemen	-	6,986	8,151	9,447	-	2,805	-	-
140-422-98055	Posa Chanet Park Construction	-	-	-	-	-	601	-	-
140-422-9806	TO General Fund	-	904,498	-	300,000	-	-	-	1,700,000
140-422-98150	WHC District Offices	-	-	-	-	-	-	-	-
140-422-98170	CMAQ-Alley Improvements	-	-	65,199	18,189	550,000	672,982	-	-
140-422-98190	Elm Street Sidewalk & Beautif.	-	-	-	-	-	-	-	-
140-422-98210	CDBG Storm Drain	487,871	-	-	-	-	-	-	-
140-422-9822	Plaza Reconstruction	-	-	-	-	-	-	-	-
140-422-98232	Plaza Reconstruction-Kiosk	-	29,510	-	-	-	-	-	-
140-422-98290	City Hall Canopy	-	-	-	-	-	-	-	-
140-422-98370	CMAQ-Monterey St. Bike Lanes	-	-	1,200	-	-	-	-	-
140-422-9838	Elm Ave Beautification	-	-	-	-	-	-	-	-
140-422-9839	SRS-2012 Cambridge Signal	-	-	-	-	-	-	-	-
140-422-98410	CMAQ-Street Sweeper	-	2,860	-	-	-	-	-	-
140-422-98500	Cherry/Elm Realignment	-	-	-	-	-	-	-	-
140-422-98550	Polk/Forest Signalization	-	-	-	-	-	-	-	-
140-422-98560	Community Pride Sign	-	-	-	-	-	-	-	-
140-422-98570	Tire Amnesty/TDP Grant	-	56,784	4,729	-	-	-	-	-
140-422-98600	City Monument Signs	-	-	-	-	-	-	-	-
140-422-98610	Grant St. Demolition Project	25,048	-	-	-	-	-	-	-
140-422-98620	Elm/ElRancho Hwy Safety Improv	316,983	25,501	-	-	-	-	-	-
140-422-98630	RSTP-Forest St Recon (3rd-5th)	2,184	115,203	840,775	-	-	-	-	-
140-422-98640	RSTP-Forest St Recon (3rd-1st)	-	-	-	50,692	787,000	842,408	-	-
140-422-98660	Comprehensive Fee Study	-	-	-	-	-	19,805	-	-
140-422-98700	PD Dispatch Center	-	-	-	-	-	-	-	-
140-422-98750	Sports Park Complex	-	-	-	-	-	-	-	-
140-422-98770	Sports Park Phase 1B	6,489	210	-	-	-	-	-	-
140-422-98820	Octagon House	-	-	-	-	-	-	-	-
140-422-98850	Tree Grant CalFire	-	-	-	-	-	-	-	-
140-422-98870	Utilities District Elm St	1,356	-	-	-	-	-	-	-
140-422-98881	HSIPL Elm/Cambridge Signal Exp	-	-	28,041	25,615	430,000	15,719	425,000	344,000
140-422-98890	Active Trans.Plan-ATP Cycle 01	-	-	2,513	67,668	150,000	159,627	-	-
140-422-98900	Traffic Calming & Safety Enhancemen	-	-	-	-	200,000	31,172	-	-
140-422-98940	2016 Alley Paving Project CMAQ	-	-	-	-	-	-	531,180	-
140-422-98950	Forest/Truman Street Project	-	-	-	-	-	-	600,000	-
140-422-98960	ADA Improv-ATP Cycle 2 Exp	-	-	-	-	-	-	323,000	-
140-426-84082	EECBG-ARRA Funding Expenses	-	-	-	-	-	-	-	-
140-610-92092	DOF LMIHF DDR Distribution	21,200	-	-	-	-	-	-	-
<b>TOTAL EXPENSE</b>		<b>1,004,097</b>	<b>1,243,337</b>	<b>1,017,384</b>	<b>3,304,679</b>	<b>2,117,000</b>	<b>3,850,339</b>	<b>2,366,180</b>	<b>2,044,000</b>



<https://www.flickr.com/photos/chuckbell1/5077153193/>

# *Ayres-Beason Scholarship*

**FUND 104**

**CITY OF COALINGA**  
*FY 2018-2019 Adopted Budget*  
**MISCELLANEOUS FUNDS**  
**Ayres-Beason Scholarship Fund 104**

Account	Description	2013 Actual	2014 Actual	2015 Actual	2016 Actual	2017 Adopted	2017 Actual (unaudited)	2018 Adopted	2019 Adopted
<b>AYRES-BEASON SCHOLARSHIP</b>									
	BEGINNING BALANCE	57,488	52,651	50,746	50,809	50,844	50,844	50,942	51,042
104-400-44010	Interest Earned	163	95	63	35	-	98	100	100
104-630-92040	Scholarship Disbursement	5,000	2,000	-	-	-	-	-	-
	ENDING BALANCE	52,651	50,746	50,809	50,844	50,844	50,942	51,042	51,142



# *Police Department Asset Forfeiture*

**FUND 102, 103,116**

City of Coalinga  
 Police Department Asset Forfeiture and Grant Funds  
 Revenue and Expense  
***FY 2018-2019 Adopted Budget***

Account	Description	2013 Actual	2014 Actual	2015 Actual	2016 Actual	2017 Adopted	2017 Actual (unaudited)	2018 Adopted	2019 Adopted
<b>Fund 102-Police Dept. Evidence Money in Trust</b>									
102-000-14501	Evidence Monies in Trust	48,682	49,723	62,797	81,060	-	83,449	-	-
<b>Fund 103-Police Dept. Federal Asset Forfeiture</b>									
<b>BEGINNING CASH BALANCE:</b>			<b>74,808</b>	<b>27,274</b>	<b>29,611</b>	<b>24,389</b>	<b>24,389</b>	<b>24,310</b>	<b>24,310</b>
103-400-44010	Interest	-	-	-	20	-	45	-	-
103-400-48161	Forfeiture from US Treasury	108,191	10,933	25,200	-	-	-	-	-
<b>TOTAL REVENUE:</b>		<b>108,191</b>	<b>10,933</b>	<b>25,200</b>	<b>20</b>	<b>-</b>	<b>45</b>	<b>-</b>	<b>-</b>
103-413-60020	Salaries Part Time	-	248	-	-	-	-	-	-
103-413-60030	Salaries Overtime	-	2,155	-	-	-	-	-	-
103-413-62030	Social Security FICA	-	149	-	-	-	-	-	-
103-413-62040	Medicare Insurance	-	35	-	-	-	-	-	-
103-413-70320	PD Fed Asset Forfeiture Exp.	33,382	55,881	22,863	5,242	-	124	-	-
<b>TOTAL EXPENSE:</b>		<b>33,382</b>	<b>58,468</b>	<b>22,863</b>	<b>5,242</b>	<b>-</b>	<b>124</b>	<b>-</b>	<b>-</b>
<b>ENDING CASH BALANCE:</b>			<b>74,808</b>	<b>27,274</b>	<b>29,611</b>	<b>24,389</b>	<b>24,310</b>	<b>24,310</b>	<b>24,310</b>
<b>Fund 116-Police Dept. Forfeiture/Unclaimed Funds</b>									
<b>BEGINNING CASH BALANCE:</b>			<b>8,367</b>	<b>57,747</b>	<b>63,358</b>	<b>55,233</b>	<b>55,233</b>	<b>41,110</b>	<b>41,110</b>
116-400-42150	Asset Forfeiture Funds	2,485	50,524	8,688	-	-	2,777	-	-
116-400-42160	Unclaimed Funds	7,282	-	-	-	-	-	-	-
116-400-44010	Interest Earned	-	-	-	43	-	83	-	-
<b>TOTAL REVENUE:</b>		<b>9,767</b>	<b>50,524</b>	<b>8,688</b>	<b>43</b>	<b>-</b>	<b>2,860</b>	<b>-</b>	<b>-</b>
116-413-70321	PD Asset Forfeiture Expense	1,400	1,144	3,077	8,168	-	16,983	-	-
<b>TOTAL EXPENSE:</b>		<b>1,400</b>	<b>1,144</b>	<b>3,077</b>	<b>8,168</b>	<b>-</b>	<b>16,983</b>	<b>-</b>	<b>-</b>
<b>ENDING CASH BALANCE:</b>			<b>8,367</b>	<b>57,747</b>	<b>63,358</b>	<b>55,233</b>	<b>41,110</b>	<b>41,110</b>	<b>41,110</b>



# *Police Department Grant Funds*

**FUND 105 & 106**

City of Coalinga  
 Police Department Asset Forfeiture and Grant Funds  
 Revenue and Expense  
***FY 2018-2019 Adopted Budget***

Account	Description	2013 Actual	2014 Actual	2015 Actual	2016 Actual	2017 Adopted	2017 Actual	2018 Adopted	2019 Adopted
<b>Fund 105-COPS Grant</b>									
<b>BEGINNING FUND BALANCE:</b>		<b>48,198</b>	<b>29,741</b>	<b>28,388</b>	<b>48,974</b>	<b>38,628</b>	<b>38,628</b>	<b>21,042</b>	<b>21,042</b>
105-400-44010	Interest Earned	113	34	48	8	-	86	-	-
105-400-45240	COPS AB1913	100,000	100,000	106,230	100,000	100,000	129,324	100,000	100,000
105-400-45250	CHUSD Resource Officer Program	-	-	-	-	-	-	-	-
<b>TOTAL REVENUE:</b>		<b>100,113</b>	<b>100,034</b>	<b>106,278</b>	<b>100,008</b>	<b>100,000</b>	<b>129,410</b>	<b>100,000</b>	<b>100,000</b>
<b>Expense</b>									
105-413-60010	Salaries Regular	-	-	-	-	-	-	-	-
105-413-60020	Salaries Part Time	2,404	-	-	-	-	-	-	-
105-413-60030	Salaries Overtime	-	-	-	-	-	-	-	-
105-413-62010	Retirement 401A	-	-	-	-	-	-	-	-
105-413-62020	Medical/Life Insurance	-	-	-	-	-	-	-	-
105-413-62030	Social Security FICA	149	-	-	-	-	-	-	-
105-413-62040	Medicare Insurance	35	-	-	-	-	-	-	-
105-413-62060	Deferred Comp - 457 Retirement	-	-	-	-	-	-	-	-
105-413-62070	Workers Comp. Insurance	-	-	-	-	-	-	-	-
105-413-62080	Uniform Allowance	-	-	-	-	-	-	-	-
105-413-98041	COPS Grant Equipment Expense	115,982	101,386	85,692	110,354	100,000	146,996	100,000	100,000
<b>TOTAL EXPENSE:</b>		<b>118,570</b>	<b>101,386</b>	<b>85,692</b>	<b>110,354</b>	<b>100,000</b>	<b>146,996</b>	<b>100,000</b>	<b>100,000</b>
<b>ENDING FUND BALANCE:</b>		<b>29,741</b>	<b>28,388</b>	<b>48,974</b>	<b>38,628</b>	<b>38,628</b>	<b>21,042</b>	<b>21,042</b>	<b>21,042</b>
<b>Fund 106-Police Dept Grants</b>									
<b>BEGINNING FUND BALANCE:</b>		<b>15,847</b>	<b>2,744</b>	<b>565</b>	<b>109</b>	<b>(0)</b>	<b>(0)</b>	<b>(0)</b>	<b>(0)</b>
106-400-45230	JAG Grant	-	-	-	-	-	-	11,000	-
106-400-45530	Body Camera Grant 2016-BC-BX-K028	-	-	-	-	-	-	4,000	-
106-400-45540	Body Armor Grant	-	-	-	-	-	-	5,000	-
<b>TOTAL REVENUE:</b>		<b>-</b>	<b>-</b>	<b>-</b>	<b>-</b>	<b>-</b>	<b>-</b>	<b>20,000</b>	<b>-</b>
106-413-70101	Uniforms-Safety Equipment	-	-	-	-	-	-	9,000	-
106-413-71050	JAG Grant Equipment	12,647	1,723	-	-	-	-	11,000	-
106-413-72031	JAG Grant-Wireless Telephone	456	456	456	109	-	-	-	-
<b>TOTAL EXPENSE:</b>		<b>13,103</b>	<b>2,179</b>	<b>456</b>	<b>109</b>	<b>-</b>	<b>-</b>	<b>20,000</b>	<b>-</b>
<b>ENDING FUND BALANCE:</b>		<b>2,744</b>	<b>565</b>	<b>109</b>	<b>(0)</b>	<b>(0)</b>	<b>(0)</b>	<b>(0)</b>	<b>(0)</b>



# *Intergovernmental Fund (IGT)*

**FUND 117**

City of Coalinga  
Intergovernmental Transfer (IGT) Fund  
Revenue and Expense  
*FY 2018-2019 Adopted Budget*

Account	Description	2013 Actual	2014 Actual	2015 Actual	2016 Actual	2017 Adopted	2017 Actual (unaudited)	2018 Adopted	2019 Adopted
<b>Fund 117-Intergovernmental Transfer (IGT) Fund</b>									
	<b>BEGINNING FUND BALANCE:</b>	-	-	-	-	733,479	733,479	1,235,432	1,235,432
117-400-44010	Interest	-	-	-	-	-	1,694	-	500
117-400-45000	IGT-Revenue from Medi-Cal Plan	-	-	-	837,946	-	905,663	-	-
	<b>TOTAL REVENUE:</b>	-	-	-	837,946	-	907,357	-	500
117-418-98042	IGT-EMS Program Expense	-	-	-	104,467	-	405,404	-	-
	<b>TOTAL EXPENSE:</b>	-	-	-	104,467	-	405,404	-	-
	<b>ENDING FUND BALANCE:</b>		-	-	733,479	733,479	1,235,432	1,235,432	1,235,932



# *Gas Tax, Transportation Development Act, SB1 RMRRA Funds*

FUND 107, 109, 110, 111,

City of Coalinga  
Gas Tax, Transportation Development Act,  
SB1 RMRA and Measure C Funds  
Revenue and Expense  
*FY 2018-2019 Adopted Budget*

Fiscal Years:	2013 Actual	2014 Actual	2015 Actual	2016 Actual	2017 Adopted	2017 Actual	2018 Adopted	2019 Adopted
						(Unaudited)		
<b>Fund 107-GAS TAX FUND</b>								
<b>Beginning Fund Balance</b>	701,431	798,332	444,090	448,691	293,587	293,587	125,702	183,621
<b>Revenue:</b>	429,201	591,015	476,397	354,473	346,369	340,840	505,898	454,510
<b>Expense:</b>	332,299	945,257	471,796	509,577	558,477	508,725	447,979	477,684
Variance: Revenue vs Expense	96,901	(354,242)	4,600	(155,104)	(212,108)	(167,885)	57,919	(23,174)
<b>Ending Fund Balance</b>	798,332	444,090	448,691	293,587	81,479	125,702	183,621	160,447
<b>Fund 109-TDA Art. III</b>								
<b>Beginning Fund Balance</b>	54,422	63,355	73,457	83,776	83,833	83,833	83,833	95,649
<b>Revenue:</b>	9,922	10,103	10,318	57	11,816	162	11,816	11,916
<b>Expense:</b>	989	-	-	-	-	-	-	-
Variance: Revenue vs Expense	8,933	10,103	10,318	57	11,816	162	11,816	11,916
<b>Ending Fund Balance</b>	63,355	73,457	83,776	83,833	95,649	83,995	95,649	107,565
<b>Fund 110-TDA Art. VIII</b>								
<b>Beginning Fund Balance</b>	1,229,806	504,175	254,854	634,405	698,889	698,889	700,240	606,420
<b>Revenue:</b>	384,043	336,521	380,790	64,484	308,283	1,351	300,000	300,100
<b>Expense:</b>	1,109,674	585,842	1,239	-	-	-	393,820	68,250
Variance: Revenue vs Expense	(725,631)	(249,321)	379,551	64,484	308,283	1,351	(93,820)	231,850
<b>Ending Fund Balance</b>	504,175	254,854	634,405	698,889	1,007,172	700,240	606,420	838,270
<b>Fund 111-SB1 RMRA Fund</b>								
<b>Beginning Fund Balance</b>	-	-	-	-	-	-	-	-
<b>Revenue:</b>	-	-	-	-	-	-	-	320,916
<b>Expense:</b>	-	-	-	-	-	-	-	320,916
Variance: Revenue vs Expense								
<b>Ending Fund Balance</b>	-	-	-	-	-	-	-	-

**CITY OF COALINGA**  
**FY 2018-2019 Adopted Budget**  
**Gas Tax Fund 107 - Highway Users Tax**  
**Detail - Revenue and Expense**

Account	Description	2013	2014	2015	2016	2017	2017	2018	2019
		Actual	Actual	Actual	Actual	Adopted	Actual	Adopted	Adopted
(Unaudited)									
<b>Fund 107-Gas Tax</b>									
107-400-44010	Interest Earned	2,349	825	601	264	500	346	500	500
107-400-45070	Gasoline Tax - 2103	150,125	263,816	176,896	84,909	40,086	48,275	72,000	138,666
107-400-45080	Gasoline Tax - 2105	82,680	128,789	103,506	92,802	103,235	101,629	105,000	104,132
107-400-45090	Gasoline Tax - 2106	54,565	55,407	58,456	51,657	55,190	55,740	68,000	78,015
107-400-45100	Gasoline Tax - 2107	135,482	137,770	132,469	120,841	143,358	130,850	135,000	129,197
107-400-45110	Gasoline Tax - 2107.5	4,000	4,000	4,000	4,000	4,000	4,000	400	4,000
	SB1 Loan Repayment	-	-	-	-	-	-	20,695	-
	SB1 Road Maint Rehab Funds	-	-	-	-	-	-	104,303	-
107-400-48160	Miscellaneous Revenue	-	409	469	-	-	-	-	-
	<b>TOTAL REVENUE</b>	<b>429,201</b>	<b>591,015</b>	<b>476,397</b>	<b>354,473</b>	<b>346,369</b>	<b>340,840</b>	<b>505,898</b>	<b>454,510</b>
<b>EXPENSE</b>									
107-422-60010	Salaries Regular	94,556	118,992	159,686	186,003	183,056	163,262	98,827	93,189
107-422-60020	Salaries Part Time	-	2,595	47	3,029	-	11,250	-	-
107-422-60030	Salaries Overtime	3,294	3,106	4,070	3,723	3,000	3,875	3,750	3,750
107-422-60050	Salaries Cash Outs	672	160	953	2,414	1,100	1,971	6,157	6,157
107-422-62000	Retirement CALPERS	4,710	8,956	11,851	13,775	14,519	12,724	8,182	8,045
107-422-62010	Retirement 401A	3,738	-	-	-	-	-	-	-
107-422-62020	Medical/Life Insurance	20,301	27,319	28,690	33,177	28,925	27,147	14,939	15,157
107-422-62030	Social Security FICA	5,838	7,422	10,044	11,693	11,321	11,548	6,091	5,727
107-422-62040	Medicare Insurance	1,365	1,736	2,349	2,768	2,648	2,765	1,425	1,339
107-422-62050	Disability Income Insurance	72	174	237	218	200	216	200	200
107-422-62060	Deferred Comp - 457 Retirement	1,276	1,081	1,686	3,297	1,300	6,166	1,300	2,796
107-422-62070	Workers Comp. Insurance	5,844	21,942	5,243	6,194	10,774	9,385	5,797	11,183
107-422-62080	Uniform Allowance	-	246	246	-	250	189	250	250
107-422-62200	Retirement CalPERS UL	-	-	-	-	-	-	-	861
107-422-62210	Unemployment Claims	-	-	-	-	1,831	-	988	932
	<b>Personnel Cost:</b>	<b>141,667</b>	<b>193,731</b>	<b>225,102</b>	<b>266,291</b>	<b>258,924</b>	<b>250,498</b>	<b>147,906</b>	<b>149,586</b>
107-422-70010	Office Supplies	-	4	112	48	200	21	200	200
107-422-70030	Postage & Freight Out	-	1	-	-	6	-	6	6
107-422-70040	Printing & Binding	-	-	-	-	8	1	8	8
107-422-70100	Uniforms	137	400	-	150	500	451	1,370	1,370
107-422-70120	Sidewalk Repairs	-	-	-	-	-	-	15,000	75,000
107-422-70130	Street Materials	23,044	16,278	30,843	23,433	40,000	29,370	40,000	30,000
107-422-70140	Utility Parts & Supplies	-	450	-	450	450	-	450	450
107-422-70160	Gasoline & Diesel	5,718	6,371	7,926	8,288	14,000	8,003	12,500	10,000
107-422-70190	Street Stripe Paint	2,228	1,487	-	3,315	4,000	508	4,000	15,000
107-422-70440	Miscellaneous Supplies	133	139	191	991	1,000	772	1,000	1,000
107-422-72010	Water/Electric - City Plots	38,912	39,646	35,542	35,259	36,000	36,087	36,000	36,000
107-422-72021	Street Light Electricity	88,753	103,494	115,390	120,921	115,000	129,825	121,000	100,000
107-422-72030	Telephone	-	-	-	-	600	-	600	600
107-422-84010	Office Equip, Repairs & Maint	-	1,008	30	33	500	63	200	200
107-422-84030	Buildings Repairs & Maint.	-	6,542	2,759	-	1,000	-	400	400
107-422-84050	Grounds Repairs & Maintenance	-	-	43	3,887	9,500	6,952	7,000	7,000
107-422-84060	Vehicle Repairs & Maint.	1,267	6,522	7,506	7,554	3,000	3,543	3,000	4,000
107-422-86010	Training, Travel, & Conference	-	-	70	56	40	-	40	40
107-422-86030	Subs., Dues, & Publications	-	-	-	6,869	8,500	9,129	9,200	9,200
107-422-88040	Computer Program & Consulting	-	323	-	22	300	143	150	3,675
107-422-88060	Medical - General	-	-	-	81	100	32	100	100
107-422-88100	Professional Services	516	28,886	14,487	7,467	12,000	11,904	10,000	5,000
107-422-88130	Grant Writing/Application	-	11,418	23,701	14,326	15,000	5,725	15,000	20,000
107-422-89010	Personnel Advertising	-	-	-	42	25	-	25	25
107-422-89020	Interview Expenses	-	-	-	-	1	-	1	1
107-422-89040	Physical w/Drug & Alcohol Test	-	145	248	15	100	12	100	100
107-422-89070	Fingerprinting	-	-	-	-	18	-	18	18

**CITY OF COALINGA**  
***FY 2018-2019 Adopted Budget***  
**Gas Tax Fund 107 - Highway Users Tax**  
**Detail - Revenue and Expense**

<b>Account</b>	<b>Description</b>	<b>2013 Actual</b>	<b>2014 Actual</b>	<b>2015 Actual</b>	<b>2016 Actual</b>	<b>2017 Adopted</b>	<b>2017 Actual</b>	<b>2018 Adopted</b>	<b>2019 Adopted</b>
107-422-90010	Liability & Property Insurance	2,632	8,998	4,149	5,893	8,705	9,702	8,705	8,705
107-422-90041	Settlements & Judgments	-	-	1,391	109	-	-	-	-
107-422-98040	Major Machinery & Equipment	2,201	1,321	-	1,999	15,000	5,984	-	-
107-422-98080	Slurry Seal & Cape Seal Proj.	-	3,091	1,108	-	-	-	-	-
107-422-98110	Street Light Study	-	-	-	2,078	14,000	-	14,000	-
107-422-98550	Plaza Beautification/Reconst.	25,092	515,003	1,199	-	-	-	-	-
	<b>O &amp; M Cost:</b>	<b>190,633</b>	<b>751,526</b>	<b>246,694</b>	<b>243,286</b>	<b>299,553</b>	<b>258,227</b>	<b>300,073</b>	<b>328,098</b>
	<b>TOTAL EXPENSE</b>	<b>332,299</b>	<b>945,257</b>	<b>471,796</b>	<b>509,577</b>	<b>558,477</b>	<b>508,725</b>	<b>447,979</b>	<b>477,684</b>

**CITY OF COALINGA**  
***FY 2018-2019 Adopted Budget***  
**TDA, SB1 RMRA and Measure C Funds**  
**Detail - Revenue and Expense**

Account	Description	2013 Actual	2014 Actual	2015 Actual	2016 Actual	2017 Adopted	2017 Actual (Unaudited)	2018 Adopted	2019 Adopted
<b>Fund 109 STREETS - TDA ARTICLE III FUND</b>									
109-400-44010	Interest Earned	189	135	103	57	-	162	-	100
109-400-45130	LTF Funds Art III	9,733	9,968	10,215	-	11,816	-	11,816	11,816
	<b>TOTAL REVENUE</b>	<b>9,922</b>	<b>10,103</b>	<b>10,318</b>	<b>57</b>	<b>11,816</b>	<b>162</b>	<b>11,816</b>	<b>11,916</b>
109-424-9836	Cambridge/WHC Sidewalk Improve	989	-	-	-	-	-	-	-
	<b>TOTAL EXPENSE</b>	<b>989</b>	<b>-</b>	<b>-</b>	<b>-</b>	<b>-</b>	<b>-</b>	<b>-</b>	<b>-</b>
<b>Fund 110 STREETS - TDA ARTICLE VIII FUND</b>									
110-400-44010	Interest Earned	1,581	397	733	479	-	1,351	-	100
110-400-45140	LTF Funds Art VIII	382,462	336,124	380,057	64,005	308,283	-	300,000	300,000
	<b>TOTAL REVENUE</b>	<b>384,043</b>	<b>336,521</b>	<b>380,790</b>	<b>64,484</b>	<b>308,283</b>	<b>1,351</b>	<b>300,000</b>	<b>300,100</b>
110-424-92083	Const.Mgmt. Admn Services	1,868	-	-	-	-	-	-	-
110-424-98370	Polk/Forest Reconstruction	826,286	-	-	-	-	-	-	-
110-424-9838	Elm Avenue 3rd to 7th	-	-	-	-	-	-	-	-
110-424-98400	Elm Ave Beautification Phase2A	243,113	38,058	-	-	-	-	-	-
110-424-98410	Elm Ave Beautification Phase2B	12,479	-	-	-	-	-	-	-
110-424-98420	Paving Various Alleys-PE	-	-	-	-	-	-	-	-
110-424-98550	Plaza Beautification/Reconst.	25,928	547,785	1,239	-	-	-	-	-
110-424-98940	2016 Alley Paving Project	-	-	-	-	-	-	68,820	68,250
110-424-98950	Forest/Truman Street Project	-	-	-	-	-	-	325,000	-
	<b>TOTAL EXPENSE</b>	<b>1,109,674</b>	<b>585,842</b>	<b>1,239</b>	<b>-</b>	<b>-</b>	<b>-</b>	<b>393,820</b>	<b>68,250</b>
<b>Fund 111 STREETS - SB 1 RMRA Fund</b>									
111-400-45150	SB 1 Loan Repayment Revenue	-	-	-	-	-	-	-	20,562
111-400-45160	SB 1 Road Maint Rehab Funds	-	-	-	-	-	-	-	300,354
	<b>TOTAL REVENUE</b>	<b>-</b>	<b>-</b>	<b>-</b>	<b>-</b>	<b>-</b>	<b>-</b>	<b>-</b>	<b>320,916</b>
111-422-98910	Sunset Street Improvements	-	-	-	-	-	-	-	320,916
	<b>TOTAL EXPENSE</b>	<b>-</b>	<b>-</b>	<b>-</b>	<b>-</b>	<b>-</b>	<b>-</b>	<b>-</b>	<b>320,916</b>



# Measure C Funds

FUND 125, 126, 127

City of Coalinga  
Gas Tax, Transportation Development Act,  
SB1 RMRA and Measure C Funds  
Revenue and Expense  
*FY 2018-2019 Adopted Budget*

Fiscal Years:	2013 Actual	2014 Actual	2015 Actual	2016 Actual	2017 Adopted	2017 Actual	2018 Adopted	2019 Adopted
	(Unaudited)							
<b>Fund 125-Measure C-St. Maintenance</b>								
<b>Beginning Fund Balance</b>	273,303	131,634	313,830	495,071	450,320	450,320	639,993	299,077
<b>Revenue:</b>	175,515	182,195	186,014	192,888	196,483	191,075	195,500	195,500
<b>Expense:</b>	317,184	-	4,773	237,639	250,000	1,402	536,416	442,000
Variance: Revenue vs Expense	(141,669)	182,195	181,241	(44,751)	(53,517)	189,673	(340,916)	(246,500)
<b>Ending Fund Balance</b>	131,634	313,830	495,071	450,320	396,803	639,993	299,077	52,577
<b>Fund 126-Measure C-ADA Compliance</b>								
<b>Beginning Fund Balance</b>	20,743	26,682	24,141	10,020	16,467	16,467	22,859	29,709
<b>Revenue:</b>	5,939	6,135	6,205	6,447	6,909	6,392	6,850	6,850
<b>Expense:</b>	-	8,676	20,326	-	-	-	-	-
Variance: Revenue vs Expense	5,939	(2,541)	(14,121)	6,447	6,909	6,392	6,850	6,850
<b>Ending Fund Balance</b>	26,682	24,141	10,020	16,467	23,376	22,859	29,709	36,559
<b>Fund 127-Measure C-Flexible Funding</b>								
<b>Beginning Fund Balance</b>	990,035	1,170,324	858,027	1,002,489	1,044,670	1,044,670	1,248,272	303,772
<b>Revenue:</b>	212,886	219,246	223,214	232,259	235,628	230,093	235,500	235,500
<b>Expense:</b>	32,597	531,543	78,752	190,078	971,000	26,491	1,180,000	1,015,000
Variance: Revenue vs Expense	180,289	(312,297)	144,462	42,181	(735,372)	203,602	(944,500)	(779,500)
<b>Ending Fund Balance</b>	1,170,324	858,027	1,002,489	1,044,670	309,298	1,248,272	303,772	(475,728)

**CITY OF COALINGA**  
***FY 2018-2019 Adopted Budget***  
**TDA, SB1 RMRA and Measure C Funds**  
**Detail - Revenue and Expense**

Account	Description	2013 Actual	2014 Actual	2015 Actual	2016 Actual	2017 Adopted	2017 Actual	2018 Adopted	2019 Adopted
<b>Fund 125 MEASURE C - STREET MAINTENANCE</b>									
125-400-44010	Interest Earned	356	549	594	249	500	1,151	500	500
125-400-45121	Measure C-Street Maintenance	175,159	181,646	185,420	192,639	195,983	189,924	195,000	195,000
	<b>TOTAL REVENUE</b>	<b>175,515</b>	<b>182,195</b>	<b>186,014</b>	<b>192,888</b>	<b>196,483</b>	<b>191,075</b>	<b>195,500</b>	<b>195,500</b>
125-422-88100	Professional Services	-	-	-	-	-	-	-	-
125-422-9806	Public Improvements	-	-	-	-	-	-	-	-
125-422-98231	Wayfinding Signage-Elm/Plaza	-	-	-	-	-	1,402	-	-
125-422-98240	Forest/Polk Intersection	-	-	-	-	-	-	-	-
125-422-98250	Forest St. Phase 2 (5th-3rd)	-	-	-	-	-	-	-	-
125-422-98270	El Rancho/Elm AC Dike@Shoulder	-	-	1,564	-	-	-	-	-
125-422-98401	Slurry Seal, Cape Seal	317,184	-	3,209	237,639	250,000	-	500,000	-
125-422-98880	Elm/Cambridge Signal HSIP	-	-	-	-	-	-	36,416	192,000
125-422-98910	Sunset Street Improvements	-	-	-	-	-	-	-	250,000
	<b>TOTAL EXPENSE</b>	<b>317,184</b>	<b>-</b>	<b>4,773</b>	<b>237,639</b>	<b>250,000</b>	<b>1,402</b>	<b>536,416</b>	<b>442,000</b>
<b>Fund 126 MEASURE C - ADA COMPLIANCE</b>									
126-400-44010	Interest Earned	78	59	5	9	50	41	50	50
126-400-45122	Measure C-ADA Compliance	5,861	6,076	6,199	6,438	6,859	6,351	6,800	6,800
	<b>TOTAL REVENUE</b>	<b>5,939</b>	<b>6,135</b>	<b>6,205</b>	<b>6,447</b>	<b>6,909</b>	<b>6,392</b>	<b>6,850</b>	<b>6,850</b>
126-422-98460	City ADA Improvements	-	8,676	18,445	-	-	-	-	-
126-422-98500	ADA Compliance/Plan Services	-	-	1,881	-	-	-	-	-
	<b>TOTAL EXPENSE</b>	<b>-</b>	<b>8,676</b>	<b>20,326</b>	<b>-</b>	<b>-</b>	<b>-</b>	<b>-</b>	<b>-</b>
<b>Fund 127 MEASURE C - FLEXIBLE FUNDING</b>									
127-400-44010	Interest Earned	3,555	1,590	1,221	655	500	2,294	500	500
127-400-45123	Measure C-Flexible Funding	209,331	217,656	221,993	231,604	235,128	227,799	235,000	235,000
	<b>TOTAL REVENUE</b>	<b>212,886</b>	<b>219,246</b>	<b>223,214</b>	<b>232,259</b>	<b>235,628</b>	<b>230,093</b>	<b>235,500</b>	<b>235,500</b>
127-422-88100	Professional Services	-	-	168	-	-	-	-	-
127-422-98410	Local Funding-St.Sweeper-CMAQ	-	-	-	-	-	-	-	-
127-422-98430	Elm/El Rancho-Local Match	-	-	25,501	-	-	-	-	-
127-422-98440	Annual ADA Improvements	-	-	11,476	152,800	-	-	-	-
127-422-98500	Polk/Forest Reconstruction	-	148	-	-	-	-	-	-
127-422-98550	Plaza Beautification/Reconst.	32,597	550,519	1,239	-	-	-	-	-
127-422-98600	Elm Ave Improvements	-	(19,123)	-	-	-	-	-	-
127-422-98610	Elm Beautification 7th to Polk	-	-	21,953	22,702	-	-	-	-
127-422-98630	Forest St Reconst (3rd-5th)	-	-	-	-	-	-	-	-
127-422-98870	Utilities District Elm St.Imp.	-	-	15,300	8,200	-	1,381	-	-
127-422-98880	Elm/Cambridge Signal (PE) HSIP	-	-	3,116	438	-	-	-	-
127-422-98891	ADA Improvements - ATP Cycle 2	-	-	-	-	70,000	2,685	-	-
127-422-98901	Phelps Ave Improvements	-	-	-	5,938	901,000	22,425	800,000	800,000
127-422-98930	Polk Street Improv-5th to Elm	-	-	-	-	-	-	-	-
127-422-98960	ADA Improv - ATP Cycle 2	-	-	-	-	-	-	70,000	26,000
127-422-98950	Forest Ave 1st-Elm Ave Proj	-	-	-	-	-	-	310,000	-
127-422-98970	ADA Improv ATP Cycle 3 Exp	-	-	-	-	-	-	-	175,000
127-422-98980	CMAQ-Trail Seg 10/11/12 Exp	-	-	-	-	-	-	-	14,000
	<b>TOTAL EXPENSE</b>	<b>32,597</b>	<b>531,543</b>	<b>78,752</b>	<b>190,078</b>	<b>971,000</b>	<b>26,491</b>	<b>1,180,000</b>	<b>1,015,000</b>



***Caltrans***<sup>®</sup>

# *CALTRANS* *Grant Fund*

**FUND 305**

City of Coalinga  
 CalTrans Grants  
 Revenue and Expense  
*FY 2018-2019 Adopted Budget*

Account	Description	2013 Actual	2014 Actual	2015 Actual	2016 Actual	2017 Adopted	2017 Actual (Unaudited)	2018 Adopted	2019 Adopted
<b>Fund 305-CalTrans Grants</b>									
	<b>BEGINNING FUND BALANCE:</b>	-	-	-	-	-	-	-	-
305-400-45550	CMAQ-Trail Seg 13/14 Revenue								550,000
305-400-45560	Forest Ave 1st-Elm RSTP Grant								1,400,000
305-400-45570	2016 Alley Paving Proj CMAQ								527,000
305-400-45580	ADA Improv-ATP Cycle 2 Rev								318,000
305-400-45590	ADA Improv ATP Cycle 3 Rev								1,284,000
305-400-45600	STBG-Polk St Improv-5th to Elm								570,000
305-400-45610	CMAQ-Trail Seg 10/11/12 Rev								55,000
	<b>TOTAL REVENUE:</b>	-	-	-	-	-	-	-	<b>4,704,000</b>
305-422-98920	CMAQ-Trail Seg 13/14 Expense								550,000
305-422-98930	Polk Street Improv-5th to Elm								570,000
305-422-98940	2016 Alley Paving Project								527,000
305-422-98950	Forest Ave 1st-Elm Ave St Proj								1,400,000
305-422-98960	ADA Improv-ATP Cycle 02 Exp								318,000
305-422-98970	ADA Improv ATP Cycle 03 Exp								1,284,000
305-422-98980	CMAQ-Trail Seg 10/11/12 Exp								55,000
	<b>TOTAL EXPENSE:</b>	-	-	-	-	-	-	-	<b>4,704,000</b>
	<b>ENDING FUND BALANCE:</b>	-	-	-	-	-	-	-	-



# *Habitat and Impact Fees Funds*

**FUND 114, 141, 142, 143, 144, 145, 146**

City of Coalinga  
Habitat and Impact Fees Funds  
Revenue and Expense  
*FY 2018-2019 Adopted Budget*

Account	Description	2013 Actual	2014 Actual	2015 Actual	2016 Actual	2017 Adopted	2017 Actual (Unaudited)	2018 Adopted	2019 Adopted
<b>Fund 114-Habitat Conservation Fund</b>									
	<b>BEGINNING FUND BALANCE:</b>	119,882	117,842	115,636	113,426	110,788	110,788	108,269	108,269
114-400-44010	Interest Earned	352	212	140	76	-	210	-	-
114-400-46030	Habitat Development Fees	-	-	-	-	-	-	-	-
	<b>TOTAL REVENUE:</b>	352	212	140	76	-	210	-	-
114-404-88112	Habitat Conservation Plan	-	-	-	-	-	-	-	-
114-404-92090	Taxes, Licenses, & Fees	2,392	2,418	2,350	2,714	-	2,729	-	-
	<b>TOTAL EXPENSE:</b>	2,392	2,418	2,350	2,714	-	2,729	-	-
	<b>ENDING FUND BALANCE:</b>	117,842	115,636	113,426	110,788	110,788	108,269	108,269	108,269
<b>Fund 141-Public Building/Facilities Impact Fees</b>									
	<b>BEGINNING FUND BALANCE:</b>	46,346	46,485	46,671	46,728	46,815	46,815	51,581	51,581
141-400-44010	Interest Earned	139	86	58	32	-	96	-	-
141-400-51051	Buidling/Facility Impact Fees	-	100	-	55	-	4,670	-	-
	<b>TOTAL REVENUE:</b>	139	186	58	87	-	4,766	-	-
141-422-98050	Improvements O/T Buildings	-	-	-	-	-	-	-	-
	<b>TOTAL EXPENSE:</b>	-	-	-	-	-	-	-	-
	<b>ENDING FUND BALANCE:</b>	46,485	46,671	46,728	46,815	46,815	51,581	51,581	51,581
<b>Fund 142-Law Enforcement Impact Fees</b>									
	<b>BEGINNING FUND BALANCE:</b>	(178,414)	(178,361)	(178,329)	(178,307)	(178,240)	(178,240)	(171,417)	(171,417)
142-400-44030	Impact Fees Interest	53	32	22	12	-	43	-	-
142-400-51052	Law Enforcement Impact Fees	-	-	-	55	-	6,780	-	-
	<b>TOTAL REVENUE:</b>	53	32	22	67	-	6,823	-	-
142-422-98040	Major Machinery & Equipment	-	-	-	-	-	-	-	-
	<b>TOTAL EXPENSE:</b>	-	-	-	-	-	-	-	-
	<b>ENDING FUND BALANCE:</b>	(178,361)	(178,329)	(178,307)	(178,240)	(178,240)	(171,417)	(171,417)	(171,417)

City of Coalinga  
Habitat and Impact Fees Funds  
Revenue and Expense  
*FY 2018-2019 Adopted Budget*

Account	Description	2013 Actual	2014 Actual	2015 Actual	2016 Actual	2017 Adopted	2017 Actual	2018 Adopted	2019 Adopted
<b>Fund 143-Fire Protection Impact Fees</b>									
	<b>BEGINNING FUND BALANCE:</b>	(227,111)	(227,111)	(226,129)	(226,129)	(226,074)	(226,074)	(219,250)	(219,250)
143-400-44030	Impact Fees Interest	-	-	-	-	-	-	-	-
143-400-51053	Fire Protection Impact Fees	-	982	-	55	-	6,824	-	-
	<b>TOTAL REVENUE:</b>	-	982	-	55	-	6,824	-	-
143-422-98040	Fire Truck Upgrade	-	-	-	-	-	-	-	-
143-422-98300	Ladder Fire Truck Purchase	-	-	-	-	-	-	-	-
	<b>TOTAL EXPENSE:</b>	-	-	-	-	-	-	-	-
	<b>ENDING FUND BALANCE:</b>	(227,111)	(226,129)	(226,129)	(226,074)	(226,074)	(219,250)	(219,250)	(219,250)
<b>Fund 144-Storm Drainage &amp; Flood Control Impact Fees</b>									
	<b>BEGINNING FUND BALANCE:</b>	131,864	127,226	24,279	24,069	28,437	28,437	65,938	65,938
144-400-44030	Impact Fees Interest	380	54	30	19	-	114	-	-
144-400-51054	Storm/Flood Control Impact Fee	-	-	-	4,349	-	37,387	-	-
	<b>TOTAL REVENUE:</b>	380	54	30	4,368	-	37,501	-	-
144-422-98360	Transfer for Storm Drain	-	-	-	-	-	-	-	-
144-422-9822	Coalinga Sports Complex	-	-	-	-	-	-	-	-
144-422-98550	Plaza Beautification/Reconst.	5,018	103,001	240	-	-	-	-	-
144-422-98630	Forest St Reconst (3rd-5th)	-	-	-	-	-	-	-	-
	<b>TOTAL EXPENSE:</b>	5,018	103,001	240	-	-	-	-	-
	<b>ENDING FUND BALANCE:</b>	127,226	24,279	24,069	28,437	28,437	65,938	65,938	65,938
<b>Fund 145-Streets, Bridges Impact Fees</b>									
	<b>BEGINNING FUND BALANCE:</b>	97,055	97,345	97,524	97,644	99,246	99,246	219,496	219,496
145-400-4403	Impact Fees Interest	290	179	121	68	-	440	-	-
145-400-51055	Street & Roads Impact Fees	-	-	-	1,534	-	119,810	-	-
	<b>TOTAL REVENUE:</b>	290	179	121	1,602	-	120,250	-	-
145-422-9823	Traffic Study	-	-	-	-	-	-	-	-
	<b>TOTAL EXPENSE:</b>	-	-	-	-	-	-	-	-
	<b>ENDING FUND BALANCE:</b>	97,345	97,524	97,644	99,246	99,246	219,496	219,496	219,496
<b>Fund 146-Park Impact Fees</b>									
	<b>BEGINNING FUND BALANCE:</b>	-	-	-	-	-	-	16,025	16,025
146-400-44010	Interest Earned	-	-	-	-	-	15	-	-
146-400-51056	Park Impact Fees	-	-	-	-	-	16,010	-	-
	<b>TOTAL REVENUE:</b>	-	-	-	-	-	16,025	-	-
146-422-9822	Coalinga Sports Complex	-	-	-	-	-	-	-	-
	<b>TOTAL EXPENSE:</b>	-	-	-	-	-	-	-	-
	<b>ENDING FUND BALANCE:</b>	-	-	-	-	-	16,025	16,025	16,025



# *Assessment District Fund*

**FUND 130**

City of Coalinga  
Special Assessment Districts Fund 130  
Revenue and Expense  
***FY 2018-2019 Adopted Budget***

Account	Description	2013 Actual	2014 Actual	2015 Actual	2016 Actual	2017 Adopted	2017 Actual (Unaudited)	2018 Adopted	2019 Adopted
130-400-44010	Interest Earned	903	465	340	97	-	519	-	-
<b>Elm Avenue A.D. 1992-1</b>									
130-451-47010	A.D. Bond Payments	63,715	63,696	63,522	49,146	55,000	66,681	60,000	60,000
	<b>TOTAL REVENUE 1992-1:</b>	63,715	63,696	63,522	49,146	55,000	66,681	60,000	60,000
130-451-88101	Administrative Fees	1,341	1,399	1,401	1,418	1,500	852	1,500	1,500
130-451-96010	Bond Principal Payment	40,000	45,000	-	-	55,000	50,000	60,000	60,000
130-451-96020	Bond Interest Payment	25,963	22,669	19,181	15,500	11,432	13,369	6,975	2,325
	<b>TOTAL EXPENSE 1992-1:</b>	67,304	69,067	20,582	16,918	67,932	64,221	68,475	63,825
<b>Rural Water A.D. #1</b>									
130-603-47010	A.D. Bond Payments	-	-	-	23,750	-	-	-	18,850
	<b>TOTAL REVENUE #1:</b>	-	-	-	23,750	-	-	-	18,850
130-603-88101	Administrative Fees	694	715	736	749	800	398	800	800
130-603-96010	Bond Principal Payment	-	-	-	19,000	-	-	-	17,000
130-603-96020	Bond Interest Payment	-	-	-	4,750	-	-	-	1,850
	<b>TOTAL EXPENSE #1:</b>	694	715	736	24,499	800	398	800	19,650
<b>Juniper Ridge A.D. 1991-1 A</b>									
130-707-44010	Interest Earned	295	-	-	-	-	-	-	-
130-707-47010	A.D. Bond Payments	92,598	88,384	96,265	85,756	90,000	4,708	-	-
130-707-47020	Prepaid Special Assessments	1,842	3,249	-	-	-	-	-	-
130-707-47030	Redemption Premium	55	101	-	-	-	-	-	-
130-707-4705	Legal & Publishing Fees	78	150	-	-	-	-	-	-
	<b>TOTAL REVENUE 1991-1A:</b>	94,868	91,884	96,265	85,756	90,000	4,708	-	-
130-707-88101	Administrative Fees	1,768	1,807	1,746	1,784	-	-	-	-
130-707-96010	Bond Principal Payment	55,000	85,000	-	-	75,000	75,000	-	-
130-707-96020	Bond Interest Payment	29,993	24,413	16,275	9,997	3,488	3,488	-	-
	<b>TOTAL EXPENSE 1991-1A:</b>	86,761	111,220	18,021	11,781	78,488	78,488	-	-
<b>Monterey Extension A.D. 1991-2</b>									
130-708-47010	A.D. Bond Payments	27,641	29,333	28,990	28,578	28,000	-	-	-
	<b>TOTAL REVENUE 1991-2:</b>	27,641	29,333	28,990	28,578	28,000	-	-	-
130-708-88101	Administrative Fees	781	802	815	842	-	-	-	-
130-708-96010	Bond Principal Payment	15,000	20,000	-	-	25,000	25,000	-	-
130-708-96020	Bond Interest Payment	9,738	8,075	5,938	3,562	1,188	1,188	-	-
	<b>TOTAL EXPENSE 1991-2:</b>	25,519	28,877	6,753	4,404	26,188	26,188	-	-
<b>Juniper Ridge A.D. 1991-1 B</b>									
130-775-44010	Interest Earned	103	-	-	-	-	-	-	-
130-775-47010	A.D. Bond Payments	18,824	17,841	19,992	15,815	17,000	1,696	-	-
130-775-47020	Prepaid Special Assessments	441	754	-	-	-	-	-	-
130-775-47030	Redemption Premium	13	23	-	-	-	-	-	-
130-775-4705	Legal & Publishing Fees	57	112	-	-	-	-	-	-
	<b>TOTAL REVENUE 1991-1B:</b>	19,438	18,730	19,992	15,815	17,000	1,696	-	-
130-775-88101	Administrative Fees	1,703	1,729	1,681	1,713	-	-	-	-
130-775-96010	Bond Principal Payment	11,000	16,000	-	-	9,000	9,000	-	-
130-775-96020	Bond Interest Payment	4,697	3,674	2,232	1,302	419	419	-	-
	<b>TOTAL EXPENSE 1991-1B:</b>	17,400	21,403	3,913	3,015	9,419	9,419	-	-
<b>Fund 130</b>	<b>BEGINNING FUND BALANCE:</b>	295,404	304,291	277,117	(147,778)	(5,253)	(5,253)	(110,363)	(119,638)
	TOTAL REVENUE FUND 130:	206,564	204,108	209,110	203,142	190,000	73,604	60,000	78,850
	TOTAL EXPENSE FUND 130:	197,677	231,282	50,005	60,617	182,827	178,714	69,275	83,475
	PRIOR PERIOD ADJUSTMENT			(584,000)					
<b>Fund 130</b>	<b>ENDING FUND BALANCE:</b>	304,291	277,117	(147,778)	(5,253)	1,920	(110,363)	(119,638)	(124,263)



# *Coalinga Public Financing Authority*

**FUND 150**

City of Coalinga  
Coalinga Public Financing Authority Fund 150  
Revenue and Expense  
***FY 2018-2019 Adopted Budget***

Account	Description	2013	2014	2015	2016	2017	2017	2018	2019
		Actual	Actual	Actual	Actual	Adopted	Actual (Unaudited)	Adopted	Adopted
150-400-44010	Interest Earned	62,333	62,037	131,732	62,604	-	1,858	-	-
150-400-44022	TA Bond Interest Revenue	-	-	93,229	256,142	-	-	-	-
150-400-44030	2009 TA Bonds Interest Revenue	-	-	275,314	256,997	-	-	-	-
150-400-44200	Transfer from Successor Agency	890,404	705,368	363,848	146,247	701,480	382,771	705,168	1,369,052
150-400-44220	Transfer From RDA Fund	-	-	-	36,141	-	-	-	-
150-400-44230	Transfer From A.D. Fund	191,389	224,830	-	30,362	180,527	177,462	66,975	62,325
150-400-44240	Transfer From Water Fund	776,167	788,439	510,130	493,349	713,277	242,784	625,493	625,610
150-400-44250	Transfer From Sewer Fund	144,711	149,273	149,272	149,272	149,273	-	199,273	197,698
150-400-44260	Transfer From Airport Fund	60,138	61,344	2,175	680	-	-	-	-
150-400-44330	West Hills Col. Dorm Loan Pmt	-	-	-	-	-	-	-	-
<b>TOTAL REVENUE:</b>		<b>2,125,142</b>	<b>1,991,290</b>	<b>1,525,700</b>	<b>1,431,794</b>	<b>1,744,557</b>	<b>804,875</b>	<b>1,596,909</b>	<b>2,254,685</b>
150-751-96012	Principal-1998 Series A	775,000	643,235	865,000	495,000	520,000	160,350	365,000	385,000
150-751-96024	Interest-1998 Series A	309,189	255,914	213,682	174,581	144,750	6,926	118,200	95,700
150-751-96501	Fiscal Agent Fees-1998 A	2,915	3,327	2,691	2,328	3,400	-	3,400	3,400
150-752-96013	Principal-1998 Series B	25,000	25,000	-	-	40,000	65,000	-	-
150-752-96025	Interest-1998 Series B	5,088	4,000	3,250	3,250	2,000	7,230	-	-
150-752-96502	Fiscal Agent Fees-1998 B	2,915	3,327	2,691	2,327	3,400	6,926	-	-
150-753-96014	Principal-1998 Series C	100,000	85,000	-	-	120,000	190,000	-	-
150-753-96026	Interest-1998 Series C	19,050	14,308	11,210	11,210	7,080	-	-	-
150-753-96503	Fiscal Agent Fees-1998 C	2,915	3,327	2,691	-	-	-	-	-
150-754-96010	Principal-2000 Wtr/Swr	-	-	-	-	-	-	-	-
150-754-96027	Interest-2000 Wtr/Swr	-	-	-	-	-	-	-	-
150-754-9603	Fiscal Agent Fees-2000 Wtr/Swr	-	-	-	-	-	-	-	-
150-755-96015	Principal-2000 RDA	15,000	15,000	15,000	15,000	20,000	-	25,000	25,000
150-755-96028	Interest-2000 RDA	159,430	158,628	157,810	156,977	155,988	-	154,687	153,224
150-755-96504	Fiscal Agent Fees-2000 RDA	-	-	-	-	-	-	-	-
150-755-96507	Fiscal Agent fees-2009 RDA A	-	-	-	-	-	-	-	-
150-755-96508	Fiscal Agent Fees-2009 RDA B	-	-	-	-	-	-	-	-
150-755-96509	Fiscal Agent Fees-2009 RDA C	-	-	-	-	-	-	-	-
150-757-88102	Professional Svc-2012 Wtr/Swr	-	-	-	4	-	-	-	-
150-757-96016	Principal-2012 Water/Sewer	-	-	-	-	-	-	205,000	210,000
150-757-96029	Interest-2012 Water & Sewer	600,828	619,765	619,765	619,765	619,765	-	619,765	613,308
150-757-96505	Fiscal Agent Fees-2012 Wtr/Swr	-	-	-	-	-	-	-	-
150-759-96017	2009 TA Series A-Principal	-	-	195,000	210,000	-	-	-	240,000
150-759-96031	2009 TA Series A-Interest	-	-	134,784	126,012	-	-	-	92,100
150-761-96018	2009 TA Series B-Principal	-	-	160,000	170,000	-	-	-	195,000
150-761-96032	2009 TA Series B-Interest	-	-	110,680	103,535	-	-	-	75,563
150-763-96019	2009 TA Series C-Principal	-	-	35,000	45,000	-	-	-	45,000
150-763-96033	2009 TA Series C-Interest	-	-	29,850	27,450	-	-	-	19,350
150-765-96021	Assess District 92-1 Principal	-	-	45,000	-	-	-	-	-
150-765-96034	Assess District 92-1 Interest	-	-	19,181	-	-	-	-	-
150-900-94071	Transfer to RDA SA Fund 820	-	183,386	-	-	6,240	-	-	-
<b>TOTAL EXPENSE:</b>		<b>2,017,330</b>	<b>2,014,216</b>	<b>2,623,285</b>	<b>2,162,439</b>	<b>1,642,623</b>	<b>436,432</b>	<b>1,491,052</b>	<b>2,152,645</b>
<b>Fund 150</b>	<b>BEGINNING FUND BALANCE:</b>	1,743,158	1,850,970	1,828,044	28,505,926	27,775,281	27,775,281	28,143,724	28,249,581
	TOTAL REVENUE FUND 150:	2,125,142	1,991,290	1,525,700	1,431,794	1,744,557	804,875	1,596,909	2,254,685
	TOTAL EXPENSE FUND 150:	2,017,330	2,014,216	2,623,285	2,162,439	1,642,623	436,432	1,491,052	2,152,645
	Prior Period Adjustment			27,775,467					
<b>Fund 150</b>	<b>ENDING FUND BALANCE:</b>	1,850,970	1,828,044	28,505,926	27,775,281	27,877,215	28,143,724	28,249,581	28,351,621



# *Water Enterprise Fund*

**FUND 501**

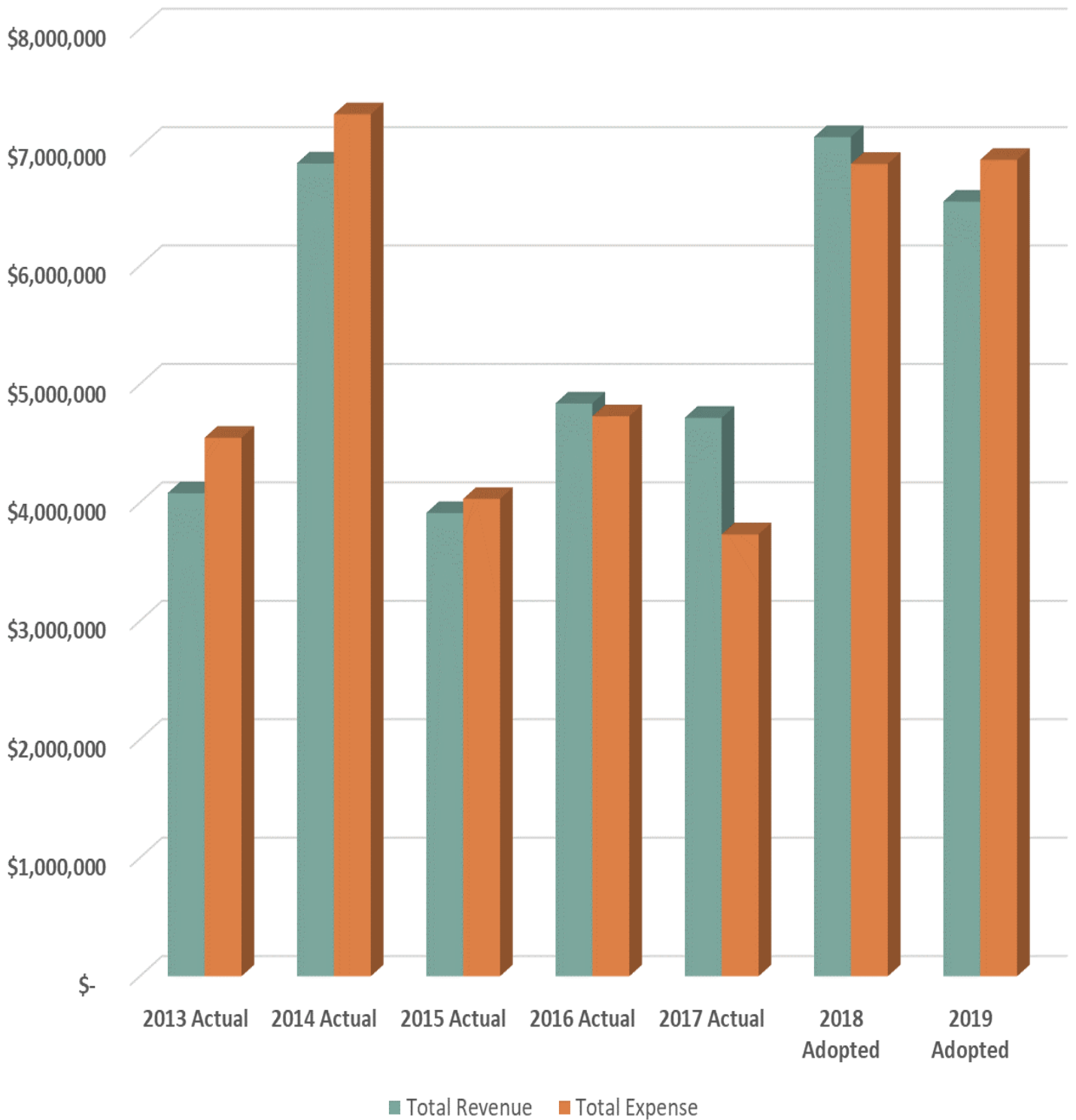
City of Coalinga  
Water Enterprise Fund 501  
Revenue and Expense  
*FY 2018-2019 Adopted Budget*

	2013 Actual	2014 Actual	2015 Actual	2016 Actual	2017 Adopted	2017 Actual (Unaudited)	2018 Adopted	2019 Adopted
<b>Beginning Fund Balance</b>	4,236,411	3,769,207	3,354,516	2,324,334	2,471,047	2,471,047	3,454,827	3,680,759
<b>Revenue:</b>	4,079,772	4,039,096	3,911,574	4,837,300	4,776,349	4,715,454	4,951,350	5,186,000
2012 Water Bond Proceeds	-	2,825,702	-	-	1,000,000	-	2,135,000	1,355,700
<b>Total Revenue:</b>	<b>4,079,772</b>	<b>6,864,799</b>	<b>3,911,574</b>	<b>4,837,300</b>	<b>5,776,349</b>	<b>4,715,454</b>	<b>7,086,350</b>	<b>6,541,700</b>
<b>Expense:</b>								
Finance-Utility Billing	-	-	-	-	-	6,503	190,475	254,770
Water Plant	3,193,089	3,365,313	3,100,557	3,617,922	3,828,011	3,140,363	3,680,167	4,378,447
2012 Water Bond Project	-	2,825,702	-	-	1,000,000	63,316	2,135,000	1,355,700
	3,193,089	6,191,015	3,100,557	3,617,922	4,828,011	3,203,679	5,815,167	5,734,147
Water Distribution	1,353,887	1,088,474	929,922	1,111,026	764,598	521,492	854,776	905,117
<b>Total Expense:</b>	<b>4,546,976</b>	<b>7,279,490</b>	<b>4,030,479</b>	<b>4,728,948</b>	<b>5,592,609</b>	<b>3,731,674</b>	<b>6,860,418</b>	<b>6,894,034</b>
Variance: Revenue vs Expense	(467,204)	(414,691)	(118,905)	108,352	183,740	983,780	225,932	(352,334)
Prior Period Adjustment			911,277					
Consolidation for Fund 651				38,362				
<b>Ending Fund Balance</b>	<b>3,769,207</b>	<b>3,354,516</b>	<b>2,324,334</b>	<b>2,471,047</b>	<b>2,654,787</b>	<b>3,454,827</b>	<b>3,680,759</b>	<b>3,328,425</b>

# CITY OF COALINGA

Fiscal Year 2018-2019 Adopted Budget

## Water Enterprise Fund 501



**CITY OF COALINGA**  
**FY 2018-2019 Adopted Budget**  
**Water Enterprise Fund**  
**Detail - Revenue and Expense**

Account	Description	2013 Actual	2014 Actual	2015 Actual	2016 Actual	2017 Adopted	2017 Actual	2018 Adopted	2019 Adopted
(Unaudited)									
<b>FUND 501 - WATER ENTERPRISE FUND</b>									
501-400-44010	Interest Earned	2,276	835	514	239	1,000	1,052	1,000	1,000
501-400-46921	Use of 2012 Water Bond Proceed	-	2,825,702	-	-	1,000,000	-	2,135,000	1,355,700
501-400-46980	UB Late Fees	-	-	-	91,642	-	-	-	-
501-400-46990	UB Service Charges (I.e, NSF)	-	-	-	2,398	-	-	-	-
501-400-48100	Collections Kings Credit	-	-	-	7,686	-	-	-	-
501-400-48120	Operating Transfer In	-	-	-	-	-	-	-	-
501-400-48160	Miscellaneous Revenues	-	5,700	21,120	55	2,000	152,490	2,000	2,000
501-400-50900	Electric Demand Response Pgm	-	-	22,031	12,332	-	30,000	-	-
501-400-51010	Treated Water Sales	3,917,582	3,900,660	3,803,331	4,118,763	4,400,000	4,345,215	4,536,000	4,400,000
501-400-51020	Untreated Water Sales Contract	140,125	92,362	35,832	587,412	350,000	124,765	389,000	723,000
501-400-51030	Installation Charges	3,242	12,147	9,025	1,250	5,000	3,975	5,000	5,000
501-400-51040	Account Service Charges	3,198	14,043	6,371	2,174	5,000	3,700	5,000	5,000
501-400-51057	Water Dev. Impact Fees	13,349	13,349	13,349	13,349	13,349	54,257	13,350	50,000
<b>TOTAL REVENUE:</b>		<b>4,079,772</b>	<b>6,864,799</b>	<b>3,911,574</b>	<b>4,837,300</b>	<b>5,776,349</b>	<b>4,715,454</b>	<b>7,086,350</b>	<b>6,541,700</b>

**EXPENSE**

**Finance Division-Moved from Fund 651 Utility Billing**

501-406-60010	Salaries Regular	-	-	-	-	-	-	94,705	107,247
501-406-60020	Salaries Part Time	-	-	-	-	-	-	-	-
501-406-60030	Salaries Overtime	-	-	-	-	-	-	270	270
501-406-60050	Salaries Cash Outs	-	-	-	-	-	-	1,074	1,074
501-406-62000	Retirement CALPERS	-	-	-	-	-	-	7,125	9,134
501-406-62010	Retirement 401A	-	-	-	-	-	-	-	-
501-406-62020	Medical/Life Insurance	-	-	-	-	-	-	18,859	22,693
501-406-62030	Social Security FICA	-	-	-	-	-	-	5,872	6,649
501-406-62040	Medicare Insurance	-	-	-	-	-	-	1,373	1,555
501-406-62050	Disability Income Insurance	-	-	-	-	-	-	280	280
501-406-62060	Deferred Comp - 457 Retirement	-	-	-	-	-	-	792	1,877
501-406-62070	Workers Comp. Insurance	-	-	-	-	-	-	5,588	12,870
501-406-62080	Uniform Allowance	-	-	-	-	-	-	48	48
501-406-62200	Retirement CalPERS UL	-	-	-	-	-	-	-	268
501-406-62210	Unemployment Insurance	-	-	-	-	-	-	947	1,072
<b>Personnel Cost:</b>		-	-	-	-	-	-	136,933	165,037
501-406-70010	Office Supplies	-	-	-	-	-	-	800	1,500
501-406-70030	Postage & Freight Out	-	-	-	-	-	149	11,200	11,200
501-406-70040	Printing & Binding	-	-	-	-	-	102	4,800	4,800
501-406-70160	Gasoline & Diesel	-	-	-	-	-	-	2,480	2,480
501-406-72030	Telephone	-	-	-	-	-	-	160	160
501-406-84010	Office Equip Repairs & Maint	-	-	-	-	-	34	600	600
501-406-86010	Training, Travel, & Conference	-	-	-	-	-	-	400	600
501-406-86030	Subs, Dues & Publications	-	-	-	-	-	-	12	100
501-406-88040	Computer Programming/Consult.	-	-	-	-	-	-	12,800	48,000
501-406-88060	Medical - General	-	-	-	-	-	-	160	160
501-406-88103	Other Professional Services	-	-	-	-	-	-	6,000	6,000
501-406-89010	Personnel Advertising	-	-	-	-	-	-	40	40
501-406-89020	Interview Expense	-	-	-	-	-	-	2	5
501-406-89040	Physical w/Drug & Alcohol Test	-	-	-	-	-	-	160	160
501-406-89070	Fingerprinting	-	-	-	-	-	-	28	28
501-406-90010	Liability & Property Insurance	-	-	-	-	-	-	5,860	5,860
501-406-94030	Cash Short/Over	-	-	-	-	-	-	40	40
501-406-98030	Office Furniture & Equipment	-	-	-	-	-	-	2,000	2,000
501-406-98040	Major Machinery & Equipment	-	-	-	-	-	-	-	-
501-406-94020	Bad Debt Expense	-	-	-	-	-	6,218	6,000	6,000
<b>O &amp; M Cost:</b>		-	-	-	-	-	6,503	53,542	89,733
<b>FINANCE TOTAL EXPENSE:</b>		-	-	-	-	-	6,503	190,475	254,770

**CITY OF COALINGA**  
**FY 2018-2019 Adopted Budget**  
**Water Enterprise Fund**  
**Detail - Revenue and Expense**

Account	Description	2013 Actual	2014 Actual	2015 Actual	2016 Actual	2017 Adopted	2017 Actual	2018 Adopted	2019 Adopted
<b>Water Plant Division</b>									
501-503-60010	Salaries Regular	284,031	267,141	167,979	323,425	304,958	229,024	314,351	398,073
501-503-60020	Salaries Part Time	5,515	2,671	4,844	21,004	19,760	19,407	9,880	-
501-503-60030	Salaries Overtime	22,312	32,673	38,671	47,245	36,000	41,817	37,000	37,000
501-503-60041	Salaries-Scheduled Standby	14,087	-	-	-	-	-	-	-
501-503-60050	Salaries Cash Outs	1,153	-	1,160	1,224	1,300	1,532	1,300	1,300
501-503-62000	Retirement CALPERS	8,909	19,313	16,570	24,459	25,206	15,920	25,781	32,684
501-503-62010	Retirement 401A	24,412	-	-	-	-	-	-	-
501-503-62020	Medical/Life Insurance	59,139	60,440	50,196	63,945	52,143	41,684	52,167	88,597
501-503-62030	Social Security FICA	19,474	17,369	16,583	25,056	20,133	17,977	20,102	24,681
501-503-62040	Medicare Insurance	4,606	4,062	3,878	5,896	4,709	4,269	4,701	5,772
501-503-62050	Disability Income Insurance	78	134	226	487	140	216	140	140
501-503-62060	Deferred Comp - 457 Retirement	4,522	3,044	3,888	6,641	3,400	3,521	3,400	3,400
501-503-62070	Workers Comp. Insurance	14,653	23,848	18,256	14,364	17,823	18,150	18,340	47,769
501-503-62081	Safety Boot Allowance	476	518	709	549	1,050	916	1,050	1,800
501-503-62100	Accrued Comp	-	-	(8,001)	(768)	-	-	-	-
501-503-62200	Retirement CalPERS UL	-	-	-	-	-	-	-	995
501-503-62210	Unemployment Claims	2,745	-	-	1,146	3,050	6,026	3,144	3,981
	<b>Personnel Cost:</b>	<b>466,111</b>	<b>431,214</b>	<b>314,957</b>	<b>534,673</b>	<b>489,672</b>	<b>400,459</b>	<b>491,356</b>	<b>646,192</b>
501-503-88211	State of CA-PVSP Water Refund	-	-	-	-	-	-	-	-
501-503-70010	Office Supplies	1,563	1,040	1,927	1,638	2,000	1,992	2,000	3,000
501-503-70030	Postage & Freight Out	203	102	194	8,577	1,000	311	1,000	2,000
501-503-70040	Printing & Binding	525	3,766	4,222	8,663	3,550	230	3,550	6,000
501-503-70060	Small Tools & Equipment	2,382	1,585	840	3,011	2,000	3,409	10,000	10,000
501-503-70100	Uniforms	-	496	996	1,578	1,600	522	1,700	2,000
501-503-70140	Utility Parts & Supplies	29,971	31,756	28,170	49,758	35,500	26,286	30,000	40,000
501-503-7015	Vehicle Repairs & Maintenance	-	-	-	-	-	-	3,000	-
501-503-70160	Gasoline & Diesel	15,653	16,997	11,804	10,648	15,000	8,146	15,000	15,000
501-503-70202	Lab Supplies	2,350	1,330	5,643	7,598	5,500	25,164	10,000	30,000
501-503-70210	Chemicals Ammonia	34,890	37,874	32,729	32,508	38,000	32,100	38,000	38,000
501-503-70220	Chemicals Zinc Ortho.	71,354	-	35,294	-	45,000	71,543	45,000	45,000
501-503-70230	Chemicals Chlorine	14,683	30,888	87,465	11,056	17,000	19,248	17,000	17,000
501-503-70240	Chemicals Aluminate Sulfate	79,040	70,431	61,056	76,302	70,000	66,770	70,000	70,000
501-503-70250	Chemicals Fluoride	10,579	13,231	12,593	11,006	30,000	12,600	-	-
501-503-70270	Chemicals Polymers	-	70,034	66,557	68,556	55,000	17,444	55,000	55,000
501-503-70300	Chemicals Hypochlorite	11,767	7,830	-	64,092	85,000	10,612	10,000	10,000
501-503-70350	Chemicals pH Adjustment Acid	-	-	-	170,244	60,000	19,399	60,000	60,000
501-503-70360	Chemicals Activated Carbon	-	-	-	-	50,000	-	50,000	50,000
501-503-70370	Chemicals Caustic Solution	-	-	-	-	50,000	-	50,000	50,000
501-503-70400	Chemicals Sodium Permanganate	-	-	-	60,034	80,000	59,038	80,000	80,000
501-503-70440	Miscellaneous Supplies	496	970	332	2,454	-	335	-	-
501-503-72010	Water, Gas, Sanitation & Sewer	768	774	659	812	1,000	803	1,000	1,000

**CITY OF COALINGA**  
**FY 2018-2019 Adopted Budget**  
**Water Enterprise Fund**  
**Detail - Revenue and Expense**

Account	Description	2013 Actual	2014 Actual	2015 Actual	2016 Actual	2017 Adopted	2017 Actual	2018 Adopted	2019 Adopted
501-503-72020	Electric	626,399	642,488	503,901	574,581	550,000	727,188	600,000	600,000
501-503-72030	Telephone	1,008	1,322	1,047	895	1,500	2,996	1,500	1,500
501-503-80010	Water Purchases	732,266	731,250	747,418	750,189	760,000	606,223	840,000	1,057,000
501-503-80070	Miscellaneous Items	1,807	3,449	7,548	1,777	-	265	-	-
501-503-82030	Equipment Rental	-	-	200	96	3,500	317	3,500	3,500
501-503-84010	Office Equip Repairs & Maint	-	178	139	396	94	665	500	500
501-503-84020	Major Equip Repairs & Maint.	58,174	96,616	54,554	23,553	60,000	119,017	60,000	60,000
501-503-84030	Bldg Repairs, Maint & Security	1,270	1,240	45	3,204	10,000	623	10,000	75,000
501-503-84051	Grounds Chemicals & Maint.	-	92	-	1,295	3,000	6	3,000	7,500
501-503-84060	Vehicle Repairs & Maintenance	4,556	5,012	8,488	5,666	4,900	5,717	5,000	8,000
501-503-84072	Safety Equip. Repairs & Maint.	2,669	5,038	3,156	6,350	4,000	2,321	4,000	4,000
501-503-86010	Training, Travel, & Conference	5,502	4,084	1,228	3,667	5,000	4,711	7,500	25,000
501-503-86032	Cert, Renewal, Subs & Dues	3,497	2,382	3,248	1,520	1,500	2,046	1,500	1,500
501-503-88040	Computer Program & Consulting	-	-	-	10,860	1,000	88	1,000	3,675
501-503-88060	Medical - General	-	-	-	753	470	816	470	470
501-503-88071	Westlands Coalinga Canal Maint	112,555	154,355	235,992	263,297	145,000	177,876	56,000	210,000
501-503-88070	USBR Maint & Restoration Fees	-	50	-	-	-	-	-	-
501-503-88081	Outside Laboratory	23,538	18,558	23,202	14,766	27,000	15,246	15,000	35,000
501-503-88100	Professional Services	55,026	24,936	100,455	155,540	55,000	175,796	100,000	100,000
501-503-88130	Grant Writing/Application	-	-	-	-	12,000	-	-	-
501-503-89010	Personnel Advertising	-	-	-	-	117	-	-	-
501-503-89020	Interview Expenses	-	-	-	-	6	-	-	-
501-503-89040	Physical w/Drug & Alcohol Test	-	102	237	206	468	315	-	-
501-503-89070	Fingerprinting	-	-	-	-	82	-	-	-
501-503-90010	Liability & Property Insurance	17,650	19,407	7,666	14,576	18,100	18,822	-	-
501-503-90040	Claims & Judgments	-	-	-	-	-	-	-	-
501-503-92090	Taxes, Licenses, & Fees	7,543	9,898	18,905	38,144	15,000	9,093	15,000	20,000
501-503-9402	Bad Debt Expense	-	-	-	1,620	-	-	-	-
501-503-94031	Amortization Expense	17,432	14,056	-	23	-	-	-	-
501-503-94040	Cost Allocation Utility Bill	71,140	67,039	57,558	-	63,077	-	-	-
501-503-94050	Overhead Allocation General	134,098	134,098	134,098	115,021	134,098	-	134,098	-
501-503-96500	Fiscal Agent Fees	2,058	2,165	2,310	2,200	3,000	2,200	3,000	3,000
501-503-96037	1993 Water Plant Expan. Princ	-	-	-	-	235,000	-	-	-
501-503-96041	1993 Water Plant Expan. Int.	63,103	46,748	37,100	22,856	7,784	7,784	-	-
501-503-9613	1994 USBR Voluntary Principal	-	-	-	-	-	-	-	-
501-503-9614	1994 USBR Voluntary Interest	10,726	6,057	2,537	-	-	-	-	-
501-503-96047	2000 Bonds CIP Interest	-	-	-	-	-	235,246	-	-
501-503-96051	2012 Water Rev Bonds-Principal	-	-	-	-	-	-	155,000	160,000
501-503-96053	2012 Water Rev Bonds-Interest	456,116	470,402	470,492	470,492	470,493	107,167	470,493	465,610
501-503-9803	Office Furniture & Equipment	-	-	-	667	-	-	-	-
501-503-98040	Major Machinery & Equipment	15,684	42,611	4,975	10,504	100,000	141,408	100,000	300,000
501-503-98052	Improvements (Turbidimeters)	2,180	863	8,618	-	-	-	-	-
501-503-98053	Derrick Reservoir Valve Replac	-	-	-	-	-	-	-	-
501-503-98056	Ammonia Analyzer Replacement	-	8,165	-	-	-	-	-	-
501-503-98081	Disinfection Byproducts Study	24,756	11,928	-	-	-	-	-	-
501-503-98090	SCBA 2 Unit Purchase	-	6,474	-	-	-	-	-	7,000
501-503-98110	Calaveras Reservoir Inlet Rep.	-	-	-	-	-	-	50,000	-
501-503-98441	Water Revenue Bond Projects	-	20,387	-	-	1,000,000	63,316	2,135,000	1,355,700
501-503-98450	Palmer Reservoir Bond Project	-	2,805,315	-	-	-	-	-	-
501-503-98460	Sodium Hypochlorite Tank Replace	-	-	-	-	-	-	-	-
501-503-98480	Change in Accounting Principle	-	113,930	-	-	-	-	-	-
<b>O &amp; M Cost:</b>		<b>2,726,978</b>	<b>5,759,801</b>	<b>2,785,600</b>	<b>3,083,249</b>	<b>4,338,339</b>	<b>2,803,220</b>	<b>5,323,811</b>	<b>5,087,955</b>
Water Plant Total:		3,193,089	6,191,015	3,100,557	3,617,922	4,828,011	3,203,679	5,815,167	5,734,147

**CITY OF COALINGA**  
**FY 2018-2019 Adopted Budget**  
**Water Enterprise Fund**  
**Detail - Revenue and Expense**

Account	Description	2013 Actual	2014 Actual	2015 Actual	2016 Actual	2017 Adopted	2017 Actual	2018 Adopted	2019 Adopted
<b>Water Distribution Division</b>									
501-508-60010	Salaries Regular	202,074	218,396	211,529	283,846	242,474	236,510	293,878	306,878
501-508-60020	Salaries Part Time	-	-	155	1,424	-	174	-	-
501-508-60030	Salaries Overtime	13,861	11,531	13,065	12,347	11,000	14,102	13,600	13,600
501-508-60050	Salaries Cash Outs	1,035	639	1,941	3,978	1,600	3,104	20,270	20,270
501-508-62000	Retirement CALPERS	7,287	16,946	16,712	22,045	20,056	18,490	24,031	26,299
501-508-62010	Retirement 401A	14,269	-	-	-	-	-	-	-
501-508-62020	Medical/Life Insurance	41,374	45,908	42,769	55,478	42,812	42,820	54,996	78,768
501-508-62030	Social Security FICA	12,675	13,767	13,653	17,627	15,033	15,565	18,220	19,026
501-508-62040	Medicare Insurance	3,016	3,220	3,193	4,158	3,516	3,704	4,261	4,450
501-508-62050	Disability Income Insurance	69	119	209	436	150	216	150	200
501-508-62060	Deferred Comp - 457 Retirement	4,355	3,165	3,321	5,323	2,100	4,830	2,100	4,603
501-508-62070	Workers Comp. Insurance	22,839	18,796	(8,860)	10,812	24,005	13,057	29,094	36,825
501-508-62080	Uniform Allowance	165	390	390	390	390	355	390	390
501-508-62100	Accrued Comp	-	-	(10,003)	(1,180)	-	-	-	-
501-508-62200	Retirement CalPERS UL	-	-	-	-	-	-	-	767
501-508-62210	Unemployment Claims	-	-	-	928	2,425	-	2,939	3,069
	<b>Personnel Cost:</b>	<b>323,018</b>	<b>332,876</b>	<b>288,073</b>	<b>417,612</b>	<b>365,561</b>	<b>352,927</b>	<b>463,929</b>	<b>515,145</b>
501-500-94020	Bad Debt Expense	30,988	26,369	16,160	41,468	10,000	-	10,000	10,000
501-508-70010	Office Supplies	228	317	337	227	500	442	500	500
501-508-70030	Postage & Freight Out	-	2	-	6,583	100	32	100	100
501-508-70040	Printing & Binding	-	-	-	2,541	25	2	25	25
501-508-70060	Small Tools & Equipment	1,471	2,278	1,419	270	1,800	1,219	1,500	2,500
501-508-70100	Uniforms	669	824	841	643	750	301	1,370	1,370
501-508-70130	Street Materials	824	335	996	442	1,000	1,071	64,000	40,000
501-508-70140	Utility Parts & Supplies	25,170	25,319	13,648	14,092	23,000	21,582	30,000	20,000
501-508-70160	Gasoline & Diesel	9,039	8,441	7,134	5,770	9,000	4,027	7,500	7,500
501-508-70440	Miscellaneous Supplies	301	33	278	-	300	208	300	300
501-508-72020	Electric	2,018	2,026	1,571	1,625	2,300	3,395	2,000	2,000
501-508-72030	Telephone	-	-	-	85	-	-	-	-
501-508-84010	Office Equip, Repairs & Maint.	-	1,131	98	304	250	205	700	10,000
501-508-84030	Buildings Repairs & Maint.	182	7,368	3,471	447	1,500	99	600	600
501-508-84060	Vehicle Parts, Repairs & Maint	3,400	1,366	3,487	4,063	3,600	4,847	4,000	4,000
501-508-84070	Misc. Repairs & Maint	-	-	-	-	-	-	-	-
501-508-86010	Training, Travel, & Conference	1,970	374	54	736	3,000	1,196	2,000	10,000
501-508-86030	Subs., Dues, & Publications	142	130	413	413	650	420	750	750
501-508-88040	Computer Program & Consulting	-	-	-	8,944	74	238	200	200
501-508-88060	Medical - General	-	-	-	163	330	125	350	350
501-508-88100	Professional Services	5,531	11,583	4,391	35,874	20,000	24,306	20,000	20,000
501-508-88121	Geographic Information Systems	-	6,423	3,213	462	8,000	462	8,000	8,000
501-508-88130	Grant Writing/Application	-	-	-	-	8,000	-	8,000	8,000
501-508-88140	Water Conservation Plan BMP	-	24	-	-	8,100	-	5,000	-
501-508-89010	Personnel Advertising	-	-	-	-	82	-	82	82
501-508-89020	Interview Expenses	-	-	-	-	4	-	4	4
501-508-89040	Physical w/Drug & Alcohol Test	-	-	-	15	328	50	328	328
501-508-89070	Fingerprinting	-	-	-	-	58	-	58	58
501-508-90010	Liability & Property Insurance	10,975	15,631	5,156	10,368	13,305	13,248	13,305	13,305
501-508-90040	Claims & Judgments	-	2,153	1,445	1,438	-	20,462	-	-
501-508-92090	Taxes, Licenses, & Fees	106	106	106	173	175	15,147	175	20,000
501-508-94010	Depreciation Expense	667,405	361,905	346,047	440,349	-	-	-	-
501-508-94020	Bad Debt Expense	-	-	-	1,313	-	-	-	-
501-508-94030	Cash Short/Over	-	-	-	19	-	-	-	-
501-508-94040	Cost Allocation Utility Bill	132,118	124,501	106,894	-	117,144	-	-	-
501-508-94050	Overhead Allocation General	101,162	101,162	101,162	93,236	101,162	-	-	-
501-508-9803	Office Furniture & Equipment	-	-	-	541	-	-	-	-
501-508-98040	Major Machinery & Equipment	6,593	1,321	371	5,528	3,500	3,500	110,000	110,000
501-508-98054	Water Meters	28,904	20,144	23,078	15,282	61,000	51,981	100,000	100,000
501-508-98550	Plaza Beautification/Reconst.	1,673	34,334	80	-	-	-	-	-
	<b>O &amp; M Cost:</b>	<b>1,030,869</b>	<b>755,599</b>	<b>641,848</b>	<b>693,414</b>	<b>399,037</b>	<b>168,565</b>	<b>390,847</b>	<b>389,972</b>

**CITY OF COALINGA**  
***FY 2018-2019 Adopted Budget***  
**Water Enterprise Fund**  
**Detail - Revenue and Expense**

Account	Description	2013 Actual	2014 Actual	2015 Actual	2016 Actual	2017 Adopted	2017 Actual	2018 Adopted	2019 Adopted
	Water Distribution Total:	1,353,887	1,088,474	929,922	1,111,026	764,598	521,492	854,776	905,117
	<b>TOTAL EXPENSE:</b>	4,546,976	7,279,490	4,030,479	4,728,948	5,592,609	3,731,674	6,860,418	6,894,034



# *Gas Enterprise Fund*

**FUND 502**

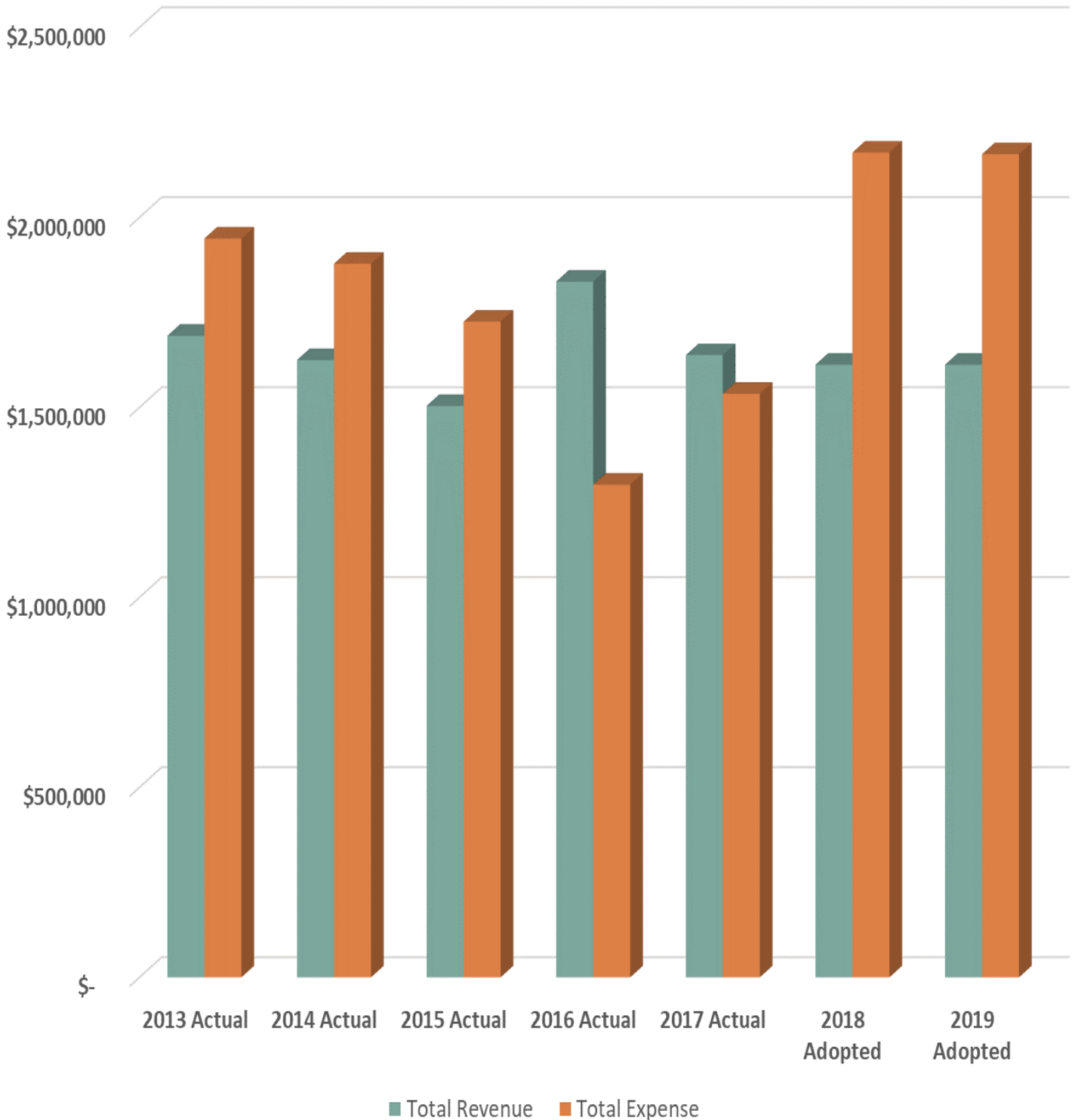
City of Coalinga  
 Gas Enterprise Fund 502  
 Revenue and Expense  
*FY 2018-2019 Adopted Budget*

	2013 Actual	2014 Actual	2015 Actual	2016 Actual	2017 Adopted	2017 Actual (Unaudited)	2018 Adopted	2019 Adopted
<b>Beginning Fund Balance</b>	3,120,933	2,865,022	2,611,346	2,415,985	3,319,745	3,319,745	3,421,318	2,862,775
<b>Revenue:</b>	1,688,410	1,624,413	1,503,868	1,831,039	1,612,000	1,637,273	1,612,000	1,612,000
<b>Expense:</b>	1,944,321	1,878,089	1,725,389	1,296,767	2,178,405	1,535,700	2,170,543	2,166,029
Variance: Revenue vs Expense	(255,911)	(253,676)	(221,521)	534,272	(566,405)	101,573	(558,543)	(554,029)
Prior Period Adjustment			26,160	326,000				
Consolidation of Fund 651				43,488				
<b>Ending Fund Balance</b>	2,865,022	2,611,346	2,415,985	3,319,745	2,753,340	3,421,318	2,862,775	2,308,746

# CITY OF COALINGA

## Fiscal Year 2018-2019 Adopted Budget

### Gas Enterprise Fund 502



**FY 2018-2019 Adopted Budget**  
**FY 2018-2019 Adopted Budget**  
**Gas Enterprise Fund**  
**Detail - Revenue and Expense**

Account	Description	2013 Actual	2014 Actual	2015 Actual	2016 Actual	2017 Adopted	2017 Actual (Unaudited)	2018 Adopted	2019 Adopted
<b>Fund 502 - GAS ENTERPRISE FUND</b>									
502-400-44010	Interest Earned	5,903	3,353	1,930	939	4,000	2,457	4,000	4,000
502-400-46980	U.B. Late Fees	-	-	-	31,163	-	-	-	-
502-400-46990	UB Service Charges (I,e,NSF)	-	-	-	815	-	-	-	-
502-400-48100	Collections Kings Credit	-	-	-	2,614	-	-	-	-
502-400-48160	Miscellaneous Revenues	-	-	-	185,617	-	-	-	-
502-400-52010	Natural Gas Sales	1,675,879	1,604,294	1,447,519	1,607,153	1,600,000	1,628,816	1,600,000	1,600,000
502-400-52020	Installation Charges	1,315	15,000	-	1,519	5,000	6,000	5,000	5,000
502-400-52030	Account Service Charges	5,313	1,767	54,420	1,219	3,000	-	3,000	3,000
<b>TOTAL REVENUE:</b>		<b>1,688,410</b>	<b>1,624,413</b>	<b>1,503,868</b>	<b>1,831,039</b>	<b>1,612,000</b>	<b>1,637,273</b>	<b>1,612,000</b>	<b>1,612,000</b>
<b>EXPENSE</b>									
<b>Finance Division-Moved from Fund 651 Utility Billing</b>									
502-406-60010	Salaries Regular	-	-	-	-	-	-	82,406	93,685
502-406-60020	Salaries Part Time	-	-	-	-	-	-	-	-
502-406-60030	Salaries Overtime	-	-	-	-	-	-	203	203
502-406-60050	Salaries Cash Outs	-	-	-	-	-	-	805	806
502-406-62000	Retirement CALPERS	-	-	-	-	-	-	6,198	7,977
502-406-62010	Retirement 401A	-	-	-	-	-	-	-	-
502-406-62020	Medical/Life Insurance	-	-	-	-	-	-	16,442	19,822
502-406-62030	Social Security FICA	-	-	-	-	-	-	5,109	5,808
502-406-62040	Medicare Insurance	-	-	-	-	-	-	1,195	1,358
502-406-62050	Disability Income Insurance	-	-	-	-	-	-	182	182
502-406-62060	Deferred Comp - 457 Retirement	-	-	-	-	-	-	693	1,639
502-406-62070	Workers Comp. Insurance	-	-	-	-	-	-	4,862	11,242
502-406-62080	Uniform Allowance	-	-	-	-	-	-	42	42
502-406-62200	Retirement CalPERS UL	-	-	-	-	-	-	-	234
502-406-62210	Unemployment Insurance	-	-	-	-	-	-	824	937
<b>Personnel Cost:</b>		<b>-</b>	<b>-</b>	<b>-</b>	<b>-</b>	<b>-</b>	<b>-</b>	<b>118,961</b>	<b>143,935</b>
502-406-70010	Office Supplies	-	-	-	-	-	-	600	1,200
502-406-70030	Postage & Freight Out	-	-	-	-	-	130	8,400	8,400
502-406-70040	Printing & Binding	-	-	-	-	-	89	3,600	3,600
502-406-70160	Gasoline & Diesel	-	-	-	-	-	-	1,860	1,860
502-406-72030	Telephone	-	-	-	-	-	-	120	120
502-406-84010	Office Equip Repairs & Maint	-	-	-	-	-	29	450	1,200
502-406-86010	Training, Travel, & Conference	-	-	-	-	-	-	300	600
502-406-86030	Subs, Dues & Publications	-	-	-	-	-	-	9	100
502-406-88040	Computer Programming/Consult.	-	-	-	-	-	-	9,600	46,990
502-406-88060	Medical - General	-	-	-	-	-	-	120	120
502-406-88103	Other Professional Services	-	-	-	-	-	-	4,500	4,500
502-406-89010	Personnel Advertising	-	-	-	-	-	-	30	30
502-406-89020	Interview Expense	-	-	-	-	-	-	2	2
502-406-89040	Physical w/Drug & Alcohol Test	-	-	-	-	-	-	120	120
502-406-89070	Fingerprinting	-	-	-	-	-	-	21	21
502-406-90010	Liability & Property Insurance	-	-	-	-	-	-	4,395	5,000
502-406-94030	Cash Short/Over	-	-	-	-	-	-	30	30
502-406-98030	Office Furniture & Equipment	-	-	-	-	-	-	1,500	1,500
502-406-98040	Major Machinery & Equipment	-	-	-	-	-	-	-	-
502-406-94020	Bad Debt Expense	-	-	-	-	-	-	4,500	4,500
<b>O &amp; M Cost:</b>		<b>-</b>	<b>-</b>	<b>-</b>	<b>-</b>	<b>-</b>	<b>248</b>	<b>40,157</b>	<b>79,893</b>
<b>FINANCE TOTAL EXPENSE:</b>		<b>-</b>	<b>-</b>	<b>-</b>	<b>-</b>	<b>-</b>	<b>248</b>	<b>159,118</b>	<b>223,828</b>

**FY 2018-2019 Adopted Budget**  
**FY 2018-2019 Adopted Budget**  
**Gas Enterprise Fund**  
**Detail - Revenue and Expense**

Account	Description	2013 Actual	2014 Actual	2015 Actual	2016 Actual	2017 Adopted	2017 Actual	2018 Adopted	2019 Adopted
<b>GAS OPERATIONS</b>									
502-510-60010	Salaries Regular	215,053	242,517	189,963	276,362	268,130	253,039	314,148	295,184
502-510-60020	Salaries Part Time	15,480	-	157	1,451	-	176	-	-
502-510-60030	Salaries Overtime	12,221	11,246	13,066	12,350	11,000	14,103	13,600	13,600
502-510-60050	Salaries Cash Outs	1,430	639	2,148	3,981	2,000	3,104	19,629	19,629
502-510-62000	Retirement CALPERS	7,828	18,123	17,564	22,150	22,081	19,532	25,925	25,403
502-510-62010	Retirement 401A	14,506	-	-	-	-	-	-	-
502-510-62020	Medical/Life Insurance	42,355	47,853	44,025	56,081	50,743	45,733	55,874	72,653
502-510-62030	Social Security FICA	14,091	14,761	14,390	17,709	16,624	16,610	19,477	18,301
502-510-62040	Medicare Insurance	3,400	3,452	3,365	4,177	3,888	3,949	4,555	4,280
502-510-62050	Disability Income Insurance	93	146	286	438	150	215	150	200
502-510-62060	Deferred Comp - 457 Retirement	4,333	3,168	3,322	5,329	2,000	5,493	2,000	2,952
502-510-62070	Workers Comp. Insurance	23,563	20,114	(8,723)	11,488	26,545	14,339	31,101	35,422
502-510-62080	Uniform Allowance	110	390	8	390	390	390	390	400
502-510-62100	Accrued Comp	-	-	(10,915)	2,328	-	-	-	-
502-510-62200	Retirement CalPERS UL	-	-	-	-	-	-	-	2,650
502-510-62210	Unemployment Claims	25,099	531	-	935	2,681	-	3,142	2,952
	<b>Personnel Cost:</b>	<b>379,561</b>	<b>362,941</b>	<b>268,656</b>	<b>415,169</b>	<b>406,232</b>	<b>376,683</b>	<b>489,991</b>	<b>493,626</b>
502-500-94020	Bad Debt Expense	26,793	30,096	16,576	16,718	10,000	4,516	10,000	10,000
502-510-70010	Office Supplies	423	707	807	569	850	326	850	850
502-510-70030	Postage & Freight Out	16	184	26	6,675	156	46	156	156
502-510-70040	Printing & Binding	-	-	-	2,560	25	2	25	25
502-510-70060	Small Tools & Equipment	734	2,291	2,093	645	3,300	622	1,500	1,500
502-510-70100	Uniforms	370	899	408	304	450	301	1,370	1,370
502-510-70130	Street Materials	-	580	798	44	800	-	1,200	1,200
502-510-70140	Utility Parts & Supplies	4,183	9,205	8,748	3,689	17,000	14,877	20,000	20,000
502-510-70160	Gasoline & Diesel	9,025	8,548	6,456	5,778	9,500	4,031	9,500	9,500
502-510-70440	Miscellaneous Supplies	177	354	153	210	400	288	400	400
502-510-72020	Electric	6,497	6,510	6,093	6,793	6,500	6,640	6,800	6,800
502-510-72030	Telephone	1,847	2,156	1,406	1,109	2,100	2,868	2,100	2,100
502-510-80020	PG&E Wholesale Transportation	127,620	149,692	126,889	122,198	140,000	282,195	140,000	260,000
502-510-80030	Gas Purchases for Resale	1,058,448	904,175	608,001	484,486	1,100,000	654,870	700,000	650,000
502-510-80100	Gas Assistance Program	3,829	2,454	1,424	2,025	7,600	1,805	7,500	7,500
502-510-84010	Office Equip Repairs & Maint	245	1,555	254	817	1,000	208	1,000	1,000
502-510-84020	Major Equip Repairs & Maint.	-	-	-	-	-	-	-	-
502-510-84030	Buildings Repairs & Maint.	140	6,978	7,196	-	5,000	4,005	10,000	8,000
502-510-84060	Vehicle Parts, Repairs & Maint	2,816	5,381	10,737	6,426	8,500	7,991	8,000	10,000
502-510-86010	Training, Travel, & Conference	1,657	153	1,913	1,925	10,000	2,917	10,000	25,000
502-510-86030	Subs., Dues, & Publications	142	130	-	-	400	2,731	500	500
502-510-88040	Computer Program & Consulting	-	43	-	8,894	75	150	75	1,750
502-510-88060	Medical - General	-	-	-	163	332	125	332	332
502-510-88100	Professional Services	22,938	32,200	28,771	31,121	45,000	35,050	45,000	30,000
502-510-88121	Geographic Information Systems	-	6,427	12,832	3,358	40,000	1,846	40,000	20,000
502-510-88130	Grant Writing/Application	-	-	-	-	12,000	2,568	6,000	6,000
502-510-89010	Personnel Advertising	-	-	-	-	83	-	83	83
502-510-89020	Interview Expenses	-	-	-	-	4	-	4	4
502-510-89040	Physical w/Drug & Alcohol Test	-	-	-	38	332	50	332	332
502-510-89070	Fingerprinting	-	-	-	-	58	-	58	58
502-510-90010	Liability & Property Insurance	11,301	16,722	5,423	11,140	14,115	14,593	14,115	14,115
502-510-90041	Settlements & Judgments	893	-	1,445	438	-	-	-	-
502-510-9208	Miscellaneous Expense	-	-	263	-	-	-	-	-
502-510-94010	Depreciation Expense	44,411	40,287	39,767	42,835	-	-	-	-
502-510-9402	Bad Debt Expense	-	-	-	1,323	-	-	-	-
502-510-94030	Cash Short/Over	-	-	-	19	-	-	-	-
502-510-94040	Cost Allocation Utility Bill	86,950	78,778	61,064	-	67,059	-	-	-

**FY 2018-2019 Adopted Budget**  
***FY 2018-2019 Adopted Budget***  
**Gas Enterprise Fund**  
**Detail - Revenue and Expense**

<b>Account</b>	<b>Description</b>	<b>2013 Actual</b>	<b>2014 Actual</b>	<b>2015 Actual</b>	<b>2016 Actual</b>	<b>2017 Adopted</b>	<b>2017 Actual</b>	<b>2018 Adopted</b>	<b>2019 Adopted</b>
502-510-94050	General Fund Overhead Allocat.	144,534	144,534	144,534	93,909	144,534	-	144,534	-
502-510-94080	Police Dept. Services Fees	-	-	<b>326,000</b>	-	-	-	-	-
502-510-9803	Office Furniture & Equipment	-	-	-	545				-
502-510-98040	Major Machinery & Equipment	1,036	1,321	3,071	-	25,000	25,000	110,000	110,000
502-510-98071	Gas Meter Purchases	7,735	62,489	33,585	24,844	100,000	88,148	80,000	100,000
502-510-98550	Plaza Beautification/Reconst.	-	299	-	-	-	-	-	-
502-510-98940	2016 Alley Paving Project	-	-	-	-	-	-	150,000	150,000
	<b>O &amp; M Cost:</b>	1,564,760	1,515,148	1,456,733	881,598	1,772,173	1,158,769	1,521,434	1,448,575
<b>GAS OPERATIONS TOTAL EXPENSE:</b>		1,944,321	1,878,089	1,725,389	1,296,767	2,178,405	1,535,452	2,011,425	1,942,201



# *Wastewater Enterprise Fund*

**FUND 503**

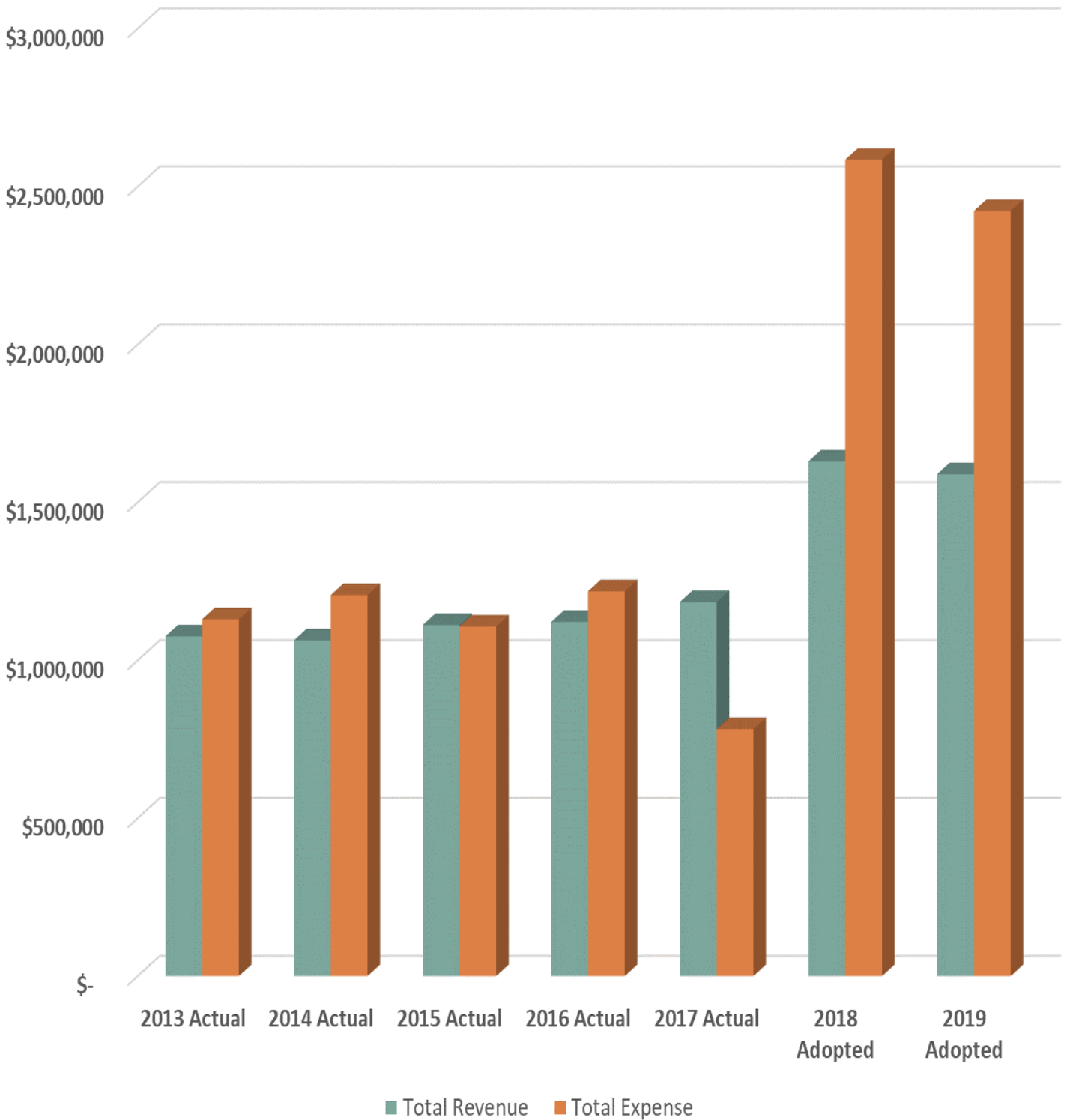
City of Coalinga  
Wastewater (Sewer) Enterprise Fund 503  
Revenue and Expense  
*FY 2018-2019 Adopted Budget*

	2013 Actual	2014 Actual	2015 Actual	2016 Actual	2017 Adopted	2017 Actual (Unaudited)	2018 Adopted	2019 Adopted
<b>Beginning Fund Balance</b>	6,849,297	6,795,054	6,651,991	6,369,272	6,321,574	6,321,574	6,723,579	5,768,013
<b>Revenue:</b>	1,075,581	1,063,290	1,111,456	1,121,352	1,029,400	1,184,420	1,029,400	1,028,200
2012 Sewer Bond Proceeds	-	-	-	-	194,000	-	600,000	560,709
<b>Total Revenue:</b>	1,075,581	1,063,290	1,111,456	1,121,352	1,223,400	1,184,420	1,629,400	1,588,909
<b>Expense:</b>								
Finance	-	-	-	-	-	164	105,151	163,298
Wastewater Plant	880,285	929,036	847,268	901,281	1,083,274	601,060	1,791,231	1,118,046
2012 Sewer Bond Project								560,709
Wastewater Collection	249,539	277,317	259,737	225,215	379,333	181,191	688,584	580,706
2012 Sewer Bond Project			-	91,944	194,000	-	-	-
<b>Total Expense:</b>	1,129,824	1,206,353	1,107,005	1,218,440	1,656,607	782,415	2,584,966	2,422,759
Variance: Revenue vs Expense	(54,243)	(143,063)	4,451	(97,088)	(433,207)	402,005	(955,566)	(833,850)
Prior Period Adjustment			(287,170)					
Consolidation of Fund 651				49,390				
<b>Ending Fund Balance</b>	6,795,054	6,651,991	6,369,272	6,321,574	5,888,367	6,723,579	5,768,013	4,934,163

# CITY OF COALINGA

Fiscal Year 2018-2019 Adopted Budget

## Sewer Enterprise Fund 503



**CITY OF COALINGA**  
**FY 2018-2019 Adopted Budget**  
**Wastewater Enterprise Fund**  
**Detail - Revenue and Expense**

Account	Description	2013 Actual	2014 Actual	2015 Actual	2016 Actual	2017 Adopted	2017 Actual	2018 Adopted	2019 Adopted
(Unaudited)									
<b>FUND 503 - WASTEWATER ENTERPRISE FUND</b>									
503-400-44010	Interest Earned	5,116	-	2,406	1,375	3,500	4,117	3,500	3,500
503-400-44020	Land Rentals	22,700	3,269	22,700	45,400	22,700	22,700	22,700	22,700
503-400-46922	Use of 2012 Sewer Bond Proceeds	-	-	-	-	194,000	-	600,000	560,709
503-400-46980	UB Late Fees	-	-	-	21,230	-	-	-	-
503-400-46990	UB Service Charges (I.e, NSF)	-	-	-	556	-	-	-	-
503-400-48100	Collections Kings Credit	-	-	-	1,780	-	-	-	-
503-400-4812	Operating Transfer In	-	-	-	-	-	-	-	-
503-400-48160	Miscellaneous Revenues	-	-	37,013	-	-	155	-	-
503-400-53010	Sewer Service	1,046,421	1,054,461	1,047,961	1,050,761	1,000,000	1,075,871	1,000,000	1,000,000
503-400-53020	Sewer Connection Fees	125	3,125	1,376	250	2,000	1,500	2,000	2,000
503-400-53030	Account Service Charges	1,220	1,435	-	-	1,200	-	1,200	-
503-400-53040	Effluent Sewer Charges	-	1,000	-	-	-	-	-	-
503-400-53050	Sewer Dev. Impact Fees	-	-	-	-	-	80,077	-	-
	<b>TOTAL REVENUE:</b>	<b>1,075,581</b>	<b>1,063,290</b>	<b>1,111,456</b>	<b>1,121,352</b>	<b>1,223,400</b>	<b>1,184,420</b>	<b>1,629,400</b>	<b>1,588,909</b>
<b>EXPENSE</b>									
<b>Finance Division-Moved from Fund 651 Utility Billing</b>									
503-406-60010	Salaries Regular	-	-	-	-	-	-	54,182	61,574
503-406-60020	Salaries Part Time	-	-	-	-	-	-	-	-
503-406-60030	Salaries Overtime	-	-	-	-	-	-	135	135
503-406-60050	Salaries Cash Outs	-	-	-	-	-	-	537	537
503-406-62000	Retirement CALPERS	-	-	-	-	-	-	4,231	5,243
503-406-62010	Retirement 401A	-	-	-	-	-	-	-	-
503-406-62020	Medical/Life Insurance	-	-	-	-	-	-	10,808	13,028
503-406-62030	Social Security FICA	-	-	-	-	-	-	3,359	3,818
503-406-62040	Medicare Insurance	-	-	-	-	-	-	786	893
503-406-62050	Disability Income Insurance	-	-	-	-	-	-	120	120
503-406-62060	Deferred Comp - 457 Retirement	-	-	-	-	-	-	455	1,078
503-406-62070	Workers Comp. Insurance	-	-	-	-	-	-	3,197	7,389
503-406-62080	Uniform Allowance	-	-	-	-	-	-	28	28
503-406-62200	Retirement CalPERS UL	-	-	-	-	-	-	-	154
503-406-62210	Unemployment Insurance	-	-	-	-	-	-	542	616
	<b>Personnel Cost:</b>	<b>-</b>	<b>-</b>	<b>-</b>	<b>-</b>	<b>-</b>	<b>-</b>	<b>78,380</b>	<b>94,613</b>
503-406-70010	Office Supplies	-	-	-	-	-	-	400	750
503-406-70030	Postage & Freight Out	-	-	-	-	-	86	5,600	5,600
503-406-70040	Printing & Binding	-	-	-	-	-	59	2,400	2,400
503-406-70160	Gasoline & Diesel	-	-	-	-	-	-	1,240	1,240
503-406-72030	Telephone	-	-	-	-	-	-	80	80
503-406-84010	Office Equip Repairs & Maint	-	-	-	-	-	19	300	600
503-406-86010	Training, Travel, & Conference	-	-	-	-	-	-	200	400
503-406-86030	Subs, Dues & Publications	-	-	-	-	-	-	6	100
503-406-88040	Computer Programming/Consult.	-	-	-	-	-	-	6,400	46,990
503-406-88060	Medical - General	-	-	-	-	-	-	80	80
503-406-88103	Other Professional Services	-	-	-	-	-	-	3,000	3,000
503-406-89010	Personnel Advertising	-	-	-	-	-	-	20	20
503-406-89020	Interview Expense	-	-	-	-	-	-	1	1
503-406-89040	Physical w/Drug & Alcohol Test	-	-	-	-	-	-	80	80
503-406-89070	Fingerprinting	-	-	-	-	-	-	14	14
503-406-90010	Liability & Property Insurance	-	-	-	-	-	-	2,930	3,100
503-406-92090	Taxes, Licenses, & Fees	-	-	-	-	-	-	-	210
503-406-94030	Cash Short/Over	-	-	-	-	-	-	20	20
503-406-98030	Office Furniture & Equipment	-	-	-	-	-	-	1,000	1,000
503-406-98040	Major Machinery & Equipment	-	-	-	-	-	-	-	-
503-406-94020	Bad Debt Expense	-	-	-	-	-	-	3,000	3,000
	<b>O &amp; M Cost:</b>	<b>-</b>	<b>-</b>	<b>-</b>	<b>-</b>	<b>-</b>	<b>164</b>	<b>26,771</b>	<b>68,685</b>

**CITY OF COALINGA**  
**FY 2018-2019 Adopted Budget**  
**Wastewater Enterprise Fund**  
**Detail - Revenue and Expense**

Account	Description	2013 Actual	2014 Actual	2015 Actual	2016 Actual	2017 Adopted	2017 Actual	2018 Adopted	2019 Adopted
FINANCE TOTAL EXPENSE:		-	-	-	-	-	164	105,151	163,298
<b>Wastewater Plant Division</b>									
503-520-60010	Salaries Regular	116,046	115,042	74,021	145,228	151,707	117,923	164,719	205,330
503-520-60020	Salaries Part Time	1,838	2,470	8,436	10,480	9,880	2,386	9,880	-
503-520-60030	Salaries Overtime	8,581	14,003	14,399	17,483	15,000	17,843	16,000	16,000
503-520-60050	Salaries Cash Outs	720	-	487	755	600	930	850	1,400
503-520-62000	Retirement CALPERS	3,772	8,292	6,940	10,091	12,220	8,166	12,999	16,671
503-520-62010	Retirement 401A	8,750	-	-	-	-	-	-	-
503-520-62020	Medical/Life Insurance	23,346	25,437	19,402	26,605	29,986	21,219	26,249	43,855
503-520-62030	Social Security FICA	7,397	7,642	7,392	10,280	10,019	8,506	10,825	12,730
503-520-62040	Medicare Insurance	1,782	1,787	1,729	2,432	2,343	2,041	2,532	2,977
503-520-62050	Disability Income Insurance	57	100	181	286	100	173	100	300
503-520-62060	Deferred Comp - 457 Retirement	1,588	1,285	1,719	3,083	1,500	2,511	1,500	2,567
503-520-62070	Workers Comp. Insurance	5,281	10,564	7,794	6,394	9,534	8,791	10,301	24,640
503-520-62081	Safety Boot Allowance	127	365	148	145	150	-	150	150
503-520-62100	Accrued Comp	-	-	(3,189)	(485)	-	-	-	-
503-520-62200	Retirement CalPERS UL	-	-	-	-	-	-	-	513
503-520-62210	Unemployment Insurance	167	-	-	473	1,517	2,568	1,647	2,053
<b>Personnel Cost:</b>		<b>179,452</b>	<b>186,985</b>	<b>139,458</b>	<b>233,250</b>	<b>244,556</b>	<b>193,057</b>	<b>257,752</b>	<b>329,186</b>
503-520-70010	Office Supplies	-	6	20	148	230	341	500	500
503-520-70030	Postage & Freight Out	-	1	-	3,316	50	-	50	1,000
503-520-70040	Printing & Binding	-	-	-	1,295	50	1	50	1,000
503-520-70060	Small Tools & Equipment	1,217	2,139	150	-	2,000	1,328	4,000	4,000
503-520-70100	Uniforms	129	933	300	287	500	431	1,700	1,700
503-520-70140	Utility Parts & Supplies	4,952	4,718	14,564	6,096	7,500	7,913	10,000	20,000
503-520-70150	Vehicle Parts & Supplies	-	285	-	-	1,500	17	1,500	1,500
503-520-70160	Gasoline & Diesel	3,913	4,249	2,116	3,437	3,750	2,648	3,750	3,750
503-520-72010	Water, Gas, Sanitation & Sewer	7,697	6,857	12,095	13,765	8,500	11,050	8,500	8,500
503-520-72020	Electric	99,905	90,551	60,669	62,175	55,000	81,334	65,000	65,000
503-520-72030	Telephone	199	961	252	43	500	258	500	500
503-520-82030	Equipment Rental	-	-	-	2,175	3,500	-	5,000	5,000
503-520-84010	Office Equip Repairs & Maint	-	63	48	153	75	100	100	100
503-520-84020	Major Equip Repairs & Maint.	20,289	22,824	47,261	43,106	100,000	1,260	100,000	100,000
503-520-84030	Buildings Repairs & Maint.	519	684	-	3,656	2,000	1,586	2,000	30,000
503-520-84051	Grounds, Chemicals & Maint.	2,343	1,612	4,051	4,665	3,000	7,094	5,000	15,000
503-520-84060	Vehicle Parts, Repairs & Maint	-	31	-	630	2,000	412	2,000	2,000
503-520-84073	Safety Equipment	680	130	758	3,607	2,000	557	2,000	2,000
503-520-86010	Training, Travel, & Conference	-	140	151	691	1,000	1,187	2,000	2,000
503-520-86033	Certifications, Renewals & Test	1,950	2,965	1,746	570	1,500	1,570	1,500	5,000
503-520-88040	Computer Program & Consulting	-	-	-	4,516	500	133	500	2,175
503-520-88060	Medical - General	-	-	-	630	160	350	160	160
503-520-88080	Laboratory	5,347	6,381	6,168	7,770	6,200	7,544	10,000	10,000
503-520-88100	Professional Services	11,918	16,610	19,102	10,641	25,000	32,283	75,000	75,000
503-520-88113	Sludge Removal Contract	8,064	1,779	-	-	10,000	-	10,000	-
503-520-88122	Sewer Master Plan	-	-	-	-	-	-	-	-
503-520-88130	Grant Writing/Application	-	-	-	-	12,000	-	-	-
503-520-89010	Personnel Advertising	-	-	-	-	40	-	-	-
503-520-89020	Interview Expense	-	-	-	-	2	-	-	-
503-520-89030	Employee Competency Testing	-	-	-	-	-	-	-	-
503-520-89040	Physical w/Drug & Alcohol Test	-	194	64	91	160	90	-	-
503-520-89070	Fingerprinting	-	-	-	-	28	-	-	-
503-520-90010	Liability & Property Insurance	6,466	8,587	3,262	6,519	8,000	9,177	8,000	8,000
503-520-92090	Taxes, Licenses & Fees	2,798	16,425	18,331	17,834	17,000	17,665	20,000	20,000
503-520-94010	Depreciation Expense	188,486	185,703	200,952	254,322	-	-	-	-
503-520-9402	Bad Debt Expense	-	-	-	669	-	-	-	-
503-520-94031	Amortization Expense	5,505	4,439	-	10	-	-	-	-
503-520-94040	Cost Allocation Utility Bill	27,146	25,889	22,500	-	23,804	-	-	-

**CITY OF COALINGA**  
**FY 2018-2019 Adopted Budget**  
**Wastewater Enterprise Fund**  
**Detail - Revenue and Expense**

Account	Description	2013 Actual	2014 Actual	2015 Actual	2016 Actual	2017 Adopted	2017 Actual	2018 Adopted	2019 Adopted
503-520-94050	Overhead Allocation General	134,496	134,496	134,496	47,506	134,496	-	134,496	-
503-520-9803	Office Furniture & Equipment	-	-	-	276	-	-	-	-
503-520-98040	Major Machinery and Equipment	6,616	3,924	-	5,406	200,000	110,570	250,000	150,000
503-520-98050	Improvements Other Than Bldgs.	-	-	-	-	-	-	-	-
503-520-96020	1981 Revenue Bond Interest	-	-	-	-	-	-	-	-
503-520-96500	Fiscal Agent Fees	882	660	690	-	900	-	900	900
503-520-9612	2000 Bonds CIP Interest	-	-	-	-	-	-	-	-
503-520-96057	CalPOP Energy Eff. Loan (PG&E)	-	-	-	-	46,500	-	-	46,377
503-520-96045	2012 Sewer Rev Bonds-Principal	-	-	-	-	-	-	50,000	50,000
503-520-96048	2012 Sewer Rev Bonds-Interest	145,858	149,273	149,273	149,275	149,273	108,638	149,273	147,698
503-521-98082	2012 Sewer Bond Capital Proj.	-	-	-	-	-	-	600,000	560,709
503-520-98280	Change in Accounting Principle	-	35,977	-	-	-	-	-	-
<b>O &amp; M Cost:</b>		<b>687,374</b>	<b>729,484</b>	<b>699,018</b>	<b>655,280</b>	<b>828,718</b>	<b>405,537</b>	<b>1,523,479</b>	<b>1,339,569</b>
<b>Wastewater Plant Total:</b>		<b>866,826</b>	<b>916,469</b>	<b>838,477</b>	<b>888,530</b>	<b>1,073,274</b>	<b>598,594</b>	<b>1,781,231</b>	<b>1,668,755</b>
<b>Wastewater Collection Division</b>									
503-521-60010	Salaries Regular	53,392	63,744	73,181	96,360	92,735	89,576	113,270	107,323
503-521-60020	Salaries Part Time	-	-	40	498	-	45	-	-
503-521-60030	Salaries Overtime	3,192	2,947	5,711	6,000	3,200	3,670	3,600	3,600
503-521-60050	Salaries Cash Outs	555	160	489	1,391	500	1,181	5,407	5,407
503-521-62000	Retirement CALPERS	1,902	4,939	5,672	7,497	7,604	6,790	9,301	9,138
503-521-62010	Retirement 401A	3,775	-	-	-	-	-	-	-
503-521-62020	Medical/Life Insurance	10,050	12,744	14,806	19,169	17,917	15,987	20,000	20,558
503-521-62030	Social Security FICA	3,214	4,067	4,758	6,066	5,750	5,752	7,023	6,654
503-521-62040	Medicare Insurance	804	952	1,113	1,446	1,345	1,397	1,642	1,556
503-521-62050	Disability Income Insurance	52	91	171	249	100	172	100	300
503-521-62060	Deferred Comp - 457 Retirement	1,083	808	937	1,972	650	2,602	650	2,146
503-521-62070	Workers Comp. Insurance	5,957	5,482	(2,315)	3,314	9,181	4,771	11,214	12,879
503-521-62080	Uniform Allowance	-	105	105	-	105	97	105	105
503-521-62100	Accrued Comp	-	-	(2,668)	(518)	-	-	-	-
503-521-62200	Retirement CalPERS UL	-	-	-	-	-	-	-	268
503-521-62210	Unemployment Claims	-	-	-	315	927	-	1,133	1,073
<b>Personnel Cost:</b>		<b>83,976</b>	<b>96,038</b>	<b>101,999</b>	<b>143,759</b>	<b>140,014</b>	<b>132,040</b>	<b>173,445</b>	<b>171,007</b>
503-500-94020	Bad Debt Expense	13,459	12,567	8,791	12,751	10,000	2,466	10,000	10,000
503-521-70010	Office Supplies	-	3	11	73	16	18	20	20
503-521-70030	Postage & Freight Out	-	0	-	2,209	5	-	5	5
503-521-70040	Printing & Binding	-	-	-	863	6	1	6	6
503-521-70100	Uniforms	167	-	260	248	450	298	1,370	1,370
503-521-70130	Street Materials	-	-	700	469	700	814	30,000	30,000
503-521-70140	Utility Parts & Supplies	8,519	5,396	4,548	3,183	7,500	1,716	7,500	3,524
503-521-70160	Gasoline & Diesel	5,274	5,376	3,952	4,689	5,500	4,002	5,000	5,000
503-521-70440	Miscellaneous Supplies	307	80	-	151	400	385	600	600
503-521-72010	Water, Gas, Sanitation & Sewer	1,905	1,150	1,466	1,246	1,850	1,642	1,850	1,850
503-521-72020	Electric	6,202	6,725	6,246	6,352	6,000	6,607	6,300	6,300
503-521-72030	Telephone	1,558	1,941	1,529	1,449	2,100	2,438	2,100	2,100
503-521-84010	Office Equip, Repairs & Maint.	-	1,029	148	94	500	53	500	500
503-521-84020	Major Equip Repairs & Maint.	1,943	9,365	-	1,651	6,600	2,292	25,000	25,000
503-521-84030	Buildings Repairs & Maint.	140	6,682	3,213	-	3,500	-	1,500	1,500
503-521-84060	Vehicle Parts, Repairs & Maint	7,817	1,603	2,608	6,546	8,500	661	6,500	6,500
503-521-86010	Training, Travel, & Conference	-	-	-	43	800	-	800	800
503-521-86030	Subs., Dues, & Publications	-	-	-	-	300	75	300	300
503-521-88040	Computer Program & Consulting	-	-	-	3,023	19	-	19	19
503-521-88060	Medical - General	-	-	-	48	84	32	84	84
503-521-88100	Professional Services	-	21	274	10,017	17,900	1,558	17,900	17,900
503-521-88121	Geographic Information Systems	-	6,423	1,512	-	12,000	1,457	12,000	12,000
503-521-88130	Grant Writing/Application	-	-	-	-	15,000	-	15,000	15,000
503-521-89010	Personnel Advertising	-	-	-	-	21	-	21	21

**CITY OF COALINGA**  
***FY 2018-2019 Adopted Budget***  
**Wastewater Enterprise Fund**  
**Detail - Revenue and Expense**

<b>Account</b>	<b>Description</b>	<b>2013 Actual</b>	<b>2014 Actual</b>	<b>2015 Actual</b>	<b>2016 Actual</b>	<b>2017 Adopted</b>	<b>2017 Actual</b>	<b>2018 Adopted</b>	<b>2019 Adopted</b>
503-521-89020	Interview Expenses	-	-	-	-	1	-	1	1
503-521-89040	Physical w/Drug & Alcohol Test	-	-	-	30	84	13	84	84
503-521-89070	Fingerprinting	-	-	-	-	15	-	15	15
503-521-90010	Liability & Property Insurance	2,958	4,556	1,438	3,265	3,800	4,960	3,800	3,800
503-521-90040	Claims and Judgments	-	-	5,780	109	-	-	-	-
503-521-92090	Taxes, Licenses, & Fees	163	117	117	-	400	129	400	400
503-521-94020	Bad Debt Expense	-	-	-	446	-	-	-	-
503-521-94030	Cash Short/Over	-	-	(27)	6	-	-	-	-
503-521-94040	Cost Allocation Utility Bill	27,146	25,889	22,500	-	23,804	-	-	-
503-521-94050	Overhead Allocation General	101,464	101,464	101,464	31,652	101,464	-	101,464	-
503-521-98030	Office Furniture & Equipment	-	-	-	184	-	-	-	-
503-521-98040	Major Machinery & Equipment	-	3,457	-	3,410	20,000	20,000	110,000	110,000
503-521-98082	2012 Sewer Bond Capital Proj.	-	-	-	91,944	194,000	-	-	-
503-921-98950	Forest/Truman Street Project	-	-	-	-	-	-	165,000	165,000
<b>O &amp; M Cost:</b>		<b>179,021</b>	<b>193,845</b>	<b>166,529</b>	<b>186,151</b>	<b>443,319</b>	<b>51,617</b>	<b>525,139</b>	<b>419,699</b>
<b>Wastewater Collection Total:</b>		<b>262,998</b>	<b>289,884</b>	<b>268,528</b>	<b>329,910</b>	<b>583,333</b>	<b>183,657</b>	<b>698,584</b>	<b>590,706</b>
<b>TOTAL EXPENSE:</b>		<b>1,129,824</b>	<b>1,206,353</b>	<b>1,107,005</b>	<b>1,218,440</b>	<b>1,656,607</b>	<b>782,415</b>	<b>2,584,966</b>	<b>2,422,759</b>



# *Sanitation Enterprise Fund*

**FUND 504**

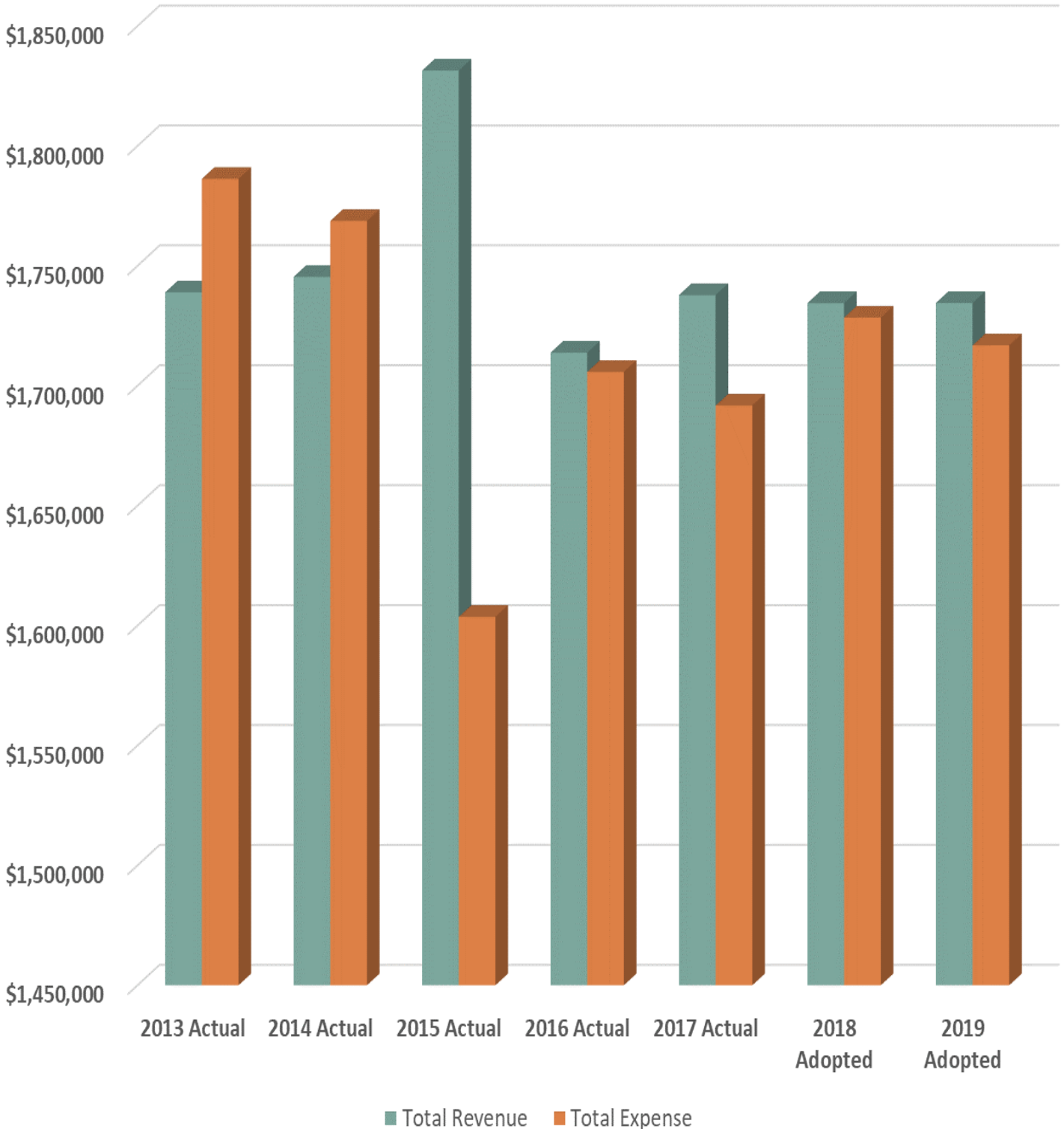
City of Coalinga  
Sanitation Enterprise Fund 504  
Revenue and Expense  
*FY 2018-2019 Adopted Budget*

	2013 Actual	2014 Actual	2015 Actual	2016 Actual	2017 Adopted	2017 Actual (Unaudited)	2018 Adopted	2019 Adopted
<b>Beginning Fund Balance</b>	20,334	(27,000)	(50,320)	181,958	136,269	136,269	182,310	188,330
<b>Revenue:</b>	1,738,896	1,745,360	1,831,369	1,713,719	1,734,416	1,737,771	1,734,416	1,734,465
<b>Expense:</b>								
Mid Valley Franchise Agreement	1,604,762	1,610,045	1,452,328	1,544,504	1,600,000	1,601,644	1,600,000	1,600,000
Finance-Utility Billing	21,949	20,766	14,870	22,159	10,000	5,322	10,000	10,000
Street Sweeping	159,518	137,870	136,410	139,066	121,283	84,764	118,396	106,796
<b>TOTAL EXPENSE:</b>	<b>1,786,230</b>	<b>1,768,680</b>	<b>1,603,607</b>	<b>1,705,729</b>	<b>1,731,283</b>	<b>1,691,730</b>	<b>1,728,396</b>	<b>1,716,796</b>
Variance: Revenue vs Expense	(47,334)	(23,320)	227,762	7,990	3,133	46,041	6,020	17,669
Prior Period Adjustment			4,516					
Consolidation of Fund 651				(53,679)				
<b>Ending Fund Balance</b>	<b>(27,000)</b>	<b>(50,320)</b>	<b>181,958</b>	<b>136,269</b>	<b>139,402</b>	<b>182,310</b>	<b>188,330</b>	<b>205,999</b>

# CITY OF COALINGA

Fiscal Year 2018-2019 Adopted Budget

## Sanitation Enterprise Fund 504



**CITY OF COALINGA**  
***FY 2018-2019 Adopted Budget***  
**Sanitation Enterprise Fund**  
**Detail - Revenue and Expense**

Account	Description	2013	2014	2015	2016	2017	2017	2018	2019
		Actual	Actual	Actual	Actual	Adopted	Actual (Unaudited)	Adopted	Adopted
<b>FUND 504 - SANITATION ENTERPRISE FUND</b>									
504-400-44010	Interest Earned	-	-	-	-	-	54	-	50
504-400-4522	CMAQ-St. Sweeper Grant	-	-	248,859	-	-	-	-	-
504-400-45310	Bev. Container Recycling Grant	5,000	5,000	-	(249)	5,000	5,000	5,000	5,000
504-400-46980	U.B. Late Fees	-	-	-	32,467	-	-	-	-
504-400-46990	UB Service Charge (I,e NSF)	-	-	-	850	-	-	-	-
504-400-48100	Collections Kings Credit	-	-	-	2,723	-	-	-	-
504-400-54010	Refuse Collection Service	1,604,871	1,610,795	1,452,402	1,546,104	1,600,000	1,600,285	1,600,000	1,600,000
504-400-54020	State Highway Maintenance Fees	14,916	14,916	14,916	14,916	14,916	14,916	14,915	14,915
504-400-54040	Automated Sanitation Cans	-	(76)	(13)	-	-	-	-	-
504-400-54070	Street Sweeping Charge	114,109	114,725	115,205	116,908	114,500	117,516	114,500	114,500
	<b>TOTAL REVENUE:</b>	<b>1,738,896</b>	<b>1,745,360</b>	<b>1,831,369</b>	<b>1,713,719</b>	<b>1,734,416</b>	<b>1,737,771</b>	<b>1,734,415</b>	<b>1,734,465</b>
<b>FRANCHISE CONTRACT EXPENSE</b>									
504-500-94020	Bad Debt Expense	21,949	20,766	14,870	22,159	10,000	5,322	10,000	10,000
504-530-80021	Landfill Disposal Fee	-	-	-	-	-	-	-	-
504-530-88170	Mid Valley Sanitation Services	1,604,762	1,610,045	1,452,328	1,544,504	1,600,000	1,601,644	1,600,000	1,600,000
	<b>TOTAL:</b>	<b>1,626,711</b>	<b>1,630,811</b>	<b>1,467,197</b>	<b>1,566,663</b>	<b>1,610,000</b>	<b>1,606,966</b>	<b>1,610,000</b>	<b>1,610,000</b>
<b>Finance Division-Moved from Fund 651 Utility Billing</b>									
504-406-60010	Salaries Regular	-	-	-	-	-	-	5,460	5,750
504-406-60020	Salaries Part Time	-	-	-	-	-	-	-	-
504-406-60030	Salaries Overtime	-	-	-	-	-	-	68	68
504-406-60050	Salaries Cash Outs	-	-	-	-	-	-	269	269
504-406-62000	Retirement CALPERS	-	-	-	-	-	-	428	491
504-406-62010	Retirement 401A	-	-	-	-	-	-	-	-
504-406-62020	Medical/Life Insurance	-	-	-	-	-	-	1,039	1,202
504-406-62030	Social Security FICA	-	-	-	-	-	-	339	356
504-406-62040	Medicare Insurance	-	-	-	-	-	-	79	83
504-406-62050	Disability Income Insurance	-	-	-	-	-	-	10	10
504-406-62060	Deferred Comp - 457 Retirement	-	-	-	-	-	-	40	101
504-406-62070	Workers Comp. Insurance	-	-	-	-	-	-	322	690
504-406-62080	Uniform Allowance	-	-	-	-	-	-	3	2
504-406-62200	Retirement CalPERS UL	-	-	-	-	-	-	-	14
504-406-62210	Unemployment Insurance	-	-	-	-	-	-	55	58
	<b>Personnel Cost:</b>	<b>-</b>	<b>-</b>	<b>-</b>	<b>-</b>	<b>-</b>	<b>-</b>	<b>8,112</b>	<b>9,094</b>
504-406-70010	Office Supplies	-	-	-	-	-	-	200	100
504-406-70030	Postage & Freight Out	-	-	-	-	-	7	2,800	1,000
504-406-70040	Printing & Binding	-	-	-	-	-	5	1,200	400
504-406-70160	Gasoline & Diesel	-	-	-	-	-	-	620	150
504-406-72030	Telephone	-	-	-	-	-	-	40	40
504-406-84010	Office Equip Repairs & Maint	-	-	-	-	-	2	150	100
504-406-86010	Training, Travel, & Conference	-	-	-	-	-	-	100	100
504-406-86030	Subs, Dues & Publications	-	-	-	-	-	-	3	5
504-406-88040	Computer Programming/Consult.	-	-	-	-	-	-	3,200	9,800
504-406-88060	Medical - General	-	-	-	-	-	-	40	40
504-406-88103	Other Professional Services	-	-	-	-	-	-	1,500	1,500
504-406-89010	Personnel Advertising	-	-	-	-	-	-	10	10
504-406-89020	Interview Expense	-	-	-	-	-	-	1	1
504-406-89040	Physical w/Drug & Alcohol Test	-	-	-	-	-	-	40	40
504-406-89070	Fingerprinting	-	-	-	-	-	-	7	7
504-406-90010	Liability & Property Insurance	-	-	-	-	-	-	1,465	500
504-406-94030	Cash Short/Over	-	-	-	-	-	-	10	10
504-406-98030	Office Furniture & Equipment	-	-	-	-	-	-	500	500
504-406-98040	Major Machinery & Equipment	-	-	-	-	-	-	-	-
504-406-94020	Bad Debt Expense	-	-	-	-	-	-	1,500	1,500
	<b>O &amp; M Cost:</b>	<b>-</b>	<b>-</b>	<b>-</b>	<b>-</b>	<b>-</b>	<b>14</b>	<b>13,386</b>	<b>15,803</b>
	<b>FINANCE TOTAL EXPENSE:</b>	<b>-</b>	<b>-</b>	<b>-</b>	<b>-</b>	<b>-</b>	<b>14</b>	<b>21,498</b>	<b>24,897</b>

**CITY OF COALINGA**  
***FY 2018-2019 Adopted Budget***  
**Sanitation Enterprise Fund**  
**Detail - Revenue and Expense**

Account	Description	2013 Actual	2014 Actual	2015 Actual	2016 Actual	2017 Adopted	2017 Actual	2018 Adopted	2019 Adopted
<b><u>STREET SWEEPING EXPENSE</u></b>									
504-535-60010	Salaries Regular	50,833	29,231	33,214	45,844	38,799	38,364	40,114	40,357
504-535-60020	Salaries Part Time	-	-	38	255	-	42	-	-
504-535-60030	Salaries Overtime	5,657	7,360	7,462	386	7,200	144	7,200	7,200
504-535-60050	Salaries Cash Outs	-	-	20	104	300	-	300	300
504-535-62000	Retirement CALPERS	1,353	3,129	3,169	3,994	3,248	3,061	3,377	3,583
504-535-62010	Retirement 401A	3,057	-	-	-	-	-	-	-
504-535-62020	Medical/Life Insurance	15,724	17,199	17,208	16,360	10,382	15,831	11,061	21,095
504-535-62030	Social Security FICA	2,504	2,606	2,613	2,893	2,383	2,316	2,458	2,502
504-535-62040	Medicare Insurance	586	609	611	678	557	541	575	585
504-535-62050	Disability Income Insurance	6	50	11	46	20	1	20	20
504-535-62060	Deferred Comp - 457 Retirement	206	261	291	248	260	263	260	260
504-535-62070	Workers Comp. Insurance	1,644	3,851	858	1,896	2,268	2,350	2,339	4,843
504-535-62080	Uniform Allowance	-	312	-	178	150	103	150	150
504-535-62100	Accrued Comp	-	-	5	(2,725)	-	-	-	-
504-535-62200	Retirement CalPERS UL	-	-	-	-	-	-	-	101
504-535-62210	Unemployment Insurance	-	-	-	165	388	-	401	404
	<b>Personnel Cost:</b>	<b>81,570</b>	<b>64,607</b>	<b>65,500</b>	<b>70,322</b>	<b>65,955</b>	<b>63,016</b>	<b>68,255</b>	<b>81,400</b>
504-535-70010	Office Supplies	-	3	10	44	15	17	15	15
504-535-70030	Postage & Freight Out	-	0	-	1,158	5	-	5	5
504-535-70040	Printing & Binding	-	-	-	452	6	1	6	6
504-535-70060	Small Tools & Equipment	-	-	-	-	-	-	-	-
504-535-70100	Uniforms	-	-	349	103	150	133	650	650
504-535-70160	Gasoline & Diesel	11,282	11,320	10,407	7,376	11,000	8,177	10,000	10,000
504-535-72030	Telephone	-	-	-	15	-	-	-	-
504-535-80021	Landfill Disposal Fee	21,098	15,937	5,144	-	1,000	-	1,000	-
504-535-84010	Office Equip, Repairs & Maint	-	30	24	61	16	50	20	20
504-535-84020	Major Equip Repairs & Maint.	-	-	-	-	1,000	-	500	500
504-535-84060	Vehicle Parts, Repairs & Maint	13,688	13,242	13,216	9,103	15,000	10,951	15,000	10,000

**CITY OF COALINGA**  
***FY 2018-2019 Adopted Budget***  
**Sanitation Enterprise Fund**  
**Detail - Revenue and Expense**

<b>Account</b>	<b>Description</b>	<b>2013 Actual</b>	<b>2014 Actual</b>	<b>2015 Actual</b>	<b>2016 Actual</b>	<b>2017 Adopted</b>	<b>2017 Actual</b>	<b>2018 Adopted</b>	<b>2019 Adopted</b>
504-535-86010	Training, Travel, & Conference	-	-	-	25	12	-	12	-
504-535-86030	Subs., Dues, & Publications	-	-	-	-	5	-	5	-
504-535-88040	Computer Program & Consulting	-	-	-	1,562	18	-	18	750
504-535-88060	Medical - General	-	-	-	199	80	-	80	80
504-535-88100	Professional Services	-	65	-	1,027	23	1	23	600
504-535-89010	Personnel Advertising	-	-	-	-	20	-	20	20
504-535-89020	Interview Expenses	-	-	-	-	1	-	1	1
504-535-89040	Physical w/Drug & Alcohol Test	-	-	-	-	80	-	80	80
504-535-89070	Fingerprinting	-	-	-	-	14	-	14	14
504-535-90010	Liability & Property Insurance	2,157	3,226	987	2,037	2,655	2,418	2,655	2,655
504-535-92080	Miscellaneous Expense	-	-	3,729	-	-	-	-	-
504-535-94010	Depreciation Expense	3,767	3,767	12,062	28,653	-	-	-	-
504-535-94020	Bad Debt Expense	-	-	-	234	-	-	-	-
504-535-94030	Cash Short/Over	-	-	-	3	-	-	-	-
504-535-94040	Cost Allocation Utility Bill	5,920	5,633	4,945	-	4,191	-	-	-
504-535-94200	Service Center Parts Expense	-	-	-	-	-	-	-	-
504-535-94050	General Fund Cost Allocation	20,037	20,037	20,037	16,596	20,037	-	20,037	-
504-530-98030	Office Furniture & Equipment	-	-	-	96	-	-	-	-
	<b>O &amp; M Cost:</b>	<b>77,948</b>	<b>73,263</b>	<b>70,910</b>	<b>68,744</b>	<b>55,328</b>	<b>21,748</b>	<b>50,141</b>	<b>25,396</b>
	<b>STREET SWEEPING TOTAL:</b>	<b>159,518</b>	<b>137,870</b>	<b>136,410</b>	<b>139,066</b>	<b>121,283</b>	<b>84,764</b>	<b>118,396</b>	<b>106,796</b>
	<b>TOTAL EXPENSE:</b>	<b>1,786,230</b>	<b>1,768,680</b>	<b>1,603,607</b>	<b>1,705,729</b>	<b>1,731,283</b>	<b>1,691,744</b>	<b>1,749,894</b>	<b>1,741,693</b>



# *Utility Billing Enterprise Fund*

**FUND 651**

City of Coalinga  
 Utility Billing Enterprise Fund 651  
 Revenue and Expense  
*FY 2018-2019 Adopted Budget*

	2013 Actual	2014 Actual	2015 Actual	2016 Actual	2017 Adopted	2017 Actual (Unaudited)	2018 Adopted	2019 Adopted
<b>Beginning Fund Balance</b>	52,405	57,567	57,322	77,562	(0)	(0)	(378,021)	(210,021)
<b>Revenue:</b>	533,353	512,411	471,803	-	495,721	203,770	168,000	168,000
<b>Expense:</b>	528,191	512,656	451,563	-	495,721	581,791	-	-
Variance: Revenue vs Expense	5,162	(245)	20,240	-	-	(378,021)	168,000	168,000
Consolidation of Fund 651				-77,562				
<b>Ending Fund Balance</b>	57,567	57,322	77,562	(0)	(0)	(378,021)	(210,021)	(42,021)

**CITY OF COALINGA**  
**FY 2018-2019 Adopted Budget**  
**Utility Billing Enterprise Fund**  
**Detail - Revenue and Expense**

Account	Description	2013 Actual	2014 Actual	2015 Actual	2016 Actual	2017 Adopted	2017 Actual	2018 Adopted	2019 Adopted
(Unaudited)									
<b>FUND 651 - UTILITY BILLING ENTERPRISE FUND</b>									
651-400-46301	Enterprise Funds Allocations	350,420	327,729	275,463	-	322,721	-	-	-
651-400-46980	U.B. Late Fees	161,347	161,389	170,051	-	150,000	189,304	150,000	150,000
651-400-46990	UB Service Charges (i.e. NSF)	1,477	2,860	6,941	-	3,000	2,775	3,000	3,000
651-400-48100	Collections Kings Credit	20,109	20,432	19,349	-	20,000	11,691	15,000	15,000
	<b>TOTAL REVENUE:</b>	<b>533,353</b>	<b>512,411</b>	<b>471,803</b>	<b>-</b>	<b>495,721</b>	<b>203,770</b>	<b>168,000</b>	<b>168,000</b>
651-500-60010	Salaries Regular	287,017	272,613	259,030	-	245,135	255,118		
651-500-60020	Salaries Part Time	9,854	-	187	-	-	210		
651-500-60030	Salaries Overtime	933	280	2,912	-	350	439		
651-500-60050	Salaries Cash Outs	1,334	901	906	-	900	1,879		
651-500-62000	Retirement CALPERS	8,877	20,388	19,701	-	20,040	18,268		
651-500-62010	Retirement 401A	22,222	-	-	-	-	-		
651-500-62020	Medical/Life Insurance	60,803	58,488	53,109	-	53,665	50,069		
651-500-62030	Social Security FICA	17,430	15,279	15,840	-	15,199	15,695		
651-500-62040	Medicare Insurance	4,017	3,573	3,705	-	3,555	3,686		
651-500-62050	Disability Income Insurance	256	506	719	-	520	634		
651-500-62060	Deferred Comp - 457 Retirement	4,875	3,614	2,736	-	1,980	3,613		
651-500-62070	Workers Comp. Insurance	11,190	22,718	10,556	-	14,463	12,586		
651-500-62080	Uniform Allowance	-	-	-	-	120	-		
651-500-6210	Accrued Comp	-	-	(20,292)	-	-	-		
651-500-62200	Retirement CalPERS UL	-	-	-	-	-	-		
651-500-62210	Unemployment Insurance	8,703	7,882	4,685	-	2,451	4,725		
	<b>Personnel Cost:</b>	<b>437,511</b>	<b>406,244</b>	<b>353,794</b>	<b>-</b>	<b>358,378</b>	<b>366,922</b>	<b>-</b>	<b>-</b>
651-500-70010	Office Supplies	1,541	1,428	1,583	-	2,000	1,751		
651-500-70030	Postage & Freight Out	26,283	27,949	27,901	-	28,000	26,032		
651-500-70040	Printing & Binding	10,958	8,580	11,153	-	12,000	19,144		
651-500-70160	Gasoline & Diesel	5,949	7,044	5,157	-	6,200	5,220		
651-500-72030	Telephone	354	366	384	-	400	452		
651-500-84010	Office Equip Repairs & Maint	882	1,666	1,552	-	1,500	1,041		
651-500-86010	Training, Travel, & Conference	10	-	-	-	1,000	859		
651-500-86030	Subs, Dues & Publications	-	-	-	-	27	93		
651-500-88040	Computer Programming/Consult.	18,504	17,923	18,480	-	32,000	19,065		
651-500-88060	Medical - General	-	-	-	-	396	-		
651-500-88103	Other Professional Services	-	776	2,362	-	15,000	116,487		
651-500-89010	Personnel Advertising	-	-	-	-	99	-		
651-500-89020	Interview Expense	-	-	-	-	5	-		
651-500-89040	Physical w/Drug & Alcohol Test	-	-	-	-	396	536		
651-500-89070	Fingerprinting	-	-	-	-	70	-		
651-500-90010	Liability & Property Insurance	14,547	18,277	5,073	-	14,650	12,853		
651-500-94030	Cash Short/Over	(100)	(89)	18	-	100	46		
651-500-98030	Office Furniture & Equipment	-	2,066	-	-	8,500	5,739		
651-500-98040	Major Machinery & Equipment	-	-	-	-	-	-		
651-500-94020	Bad Debt Expense	11,754	20,428	24,107	-	15,000	5,551		
	<b>O &amp; M Cost:</b>	<b>90,681</b>	<b>106,412</b>	<b>97,769</b>	<b>-</b>	<b>137,343</b>	<b>214,869</b>	<b>-</b>	<b>-</b>
	<b>TOTAL EXPENSE:</b>	<b>528,191</b>	<b>512,656</b>	<b>451,563</b>	<b>-</b>	<b>495,721</b>	<b>581,791</b>	<b>-</b>	<b>-</b>



# *Transit Fund*

**FUND 506**

City of Coalinga  
Transit Fund 506  
Revenue and Expense  
*FY 2018-2019 Adopted Budget*

	2013 Actual	2014 Actual	2015 Actual	2016 Actual	2017 Adopted	2017 Actual (Unaudited)	2018 Adopted	2019 Adopted
<b>Beginning Fund Balance</b>	(17,000)	(9,434)	(15,572)	7,216	11,379	11,379	234,353	234,353
<b>Revenue:</b>	273,094	269,256	285,538	263,494	266,375	526,246	292,910	321,360
<b>Expense:</b>	265,528	275,393	262,750	259,331	266,375	303,272	292,910	321,360
Variance: Revenue vs Expense	7,566	(6,138)	22,788	4,163	-	222,974	-	-
<b>Ending Fund Balance</b>	(9,434)	(15,572)	7,216	11,379	11,379	234,353	234,353	234,353

**CITY OF COALINGA**  
**FY 2018-2019 Adopted Budget**  
**Transit Fund**  
**Detail - Revenue and Expense**

Account	Description	2013 Actual	2014 Actual	2015 Actual	2016 Actual	2017 Adopted	2017 Actual	2018 Adopted	2019 Adopted
							(Unaudited)		
<b>FUND 506 - TRANSIT</b>									
506-400-56021	Fares Fresno Route	28,256	29,527	30,712	22,482	30,000	20,721	30,000	30,000
506-400-56022	Fares Dial A Ride Route	1,538	1,396	1,689	1,259	1,500	1,255	1,500	1,500
506-400-56050	City Trans. Dev. Act Funds	243,299	238,333	253,138	239,753	234,875	504,270	261,410	289,860
<b>TOTAL REVENUE:</b>		<b>273,094</b>	<b>269,256</b>	<b>285,538</b>	<b>263,494</b>	<b>266,375</b>	<b>526,246</b>	<b>292,910</b>	<b>321,360</b>
<b>EXPENSE</b>									
506-540-60010	Salaries Regular	153,347	157,156	153,518	151,590	149,077	147,703	164,789	169,032
506-540-60020	Salaries Part Time	12,725	8,531	8,089	9,856	10,000	7,706	10,000	10,000
506-540-60030	Salaries Overtime	18,684	21,365	22,268	18,675	21,500	18,110	21,500	21,500
506-540-60050	Salaries Cash Outs	1,064	360	735	1,403	900	1,387	1,900	1,900
506-540-62000	Retirement CALPERS	5,362	12,049	12,179	11,754	12,478	11,427	13,848	14,996
506-540-62010	Retirement 401A	11,392	-	-	-	-	-	-	-
506-540-62020	Medical/Life Insurance	36,755	38,834	39,720	35,617	35,597	34,872	41,169	44,217
506-540-62030	Social Security FICA	10,914	10,812	10,896	10,461	9,789	10,426	10,742	10,968
506-540-62040	Medicare Insurance	2,553	2,529	2,548	2,455	2,290	2,454	2,512	2,565
506-540-62050	Disability Income Insurance	110	216	264	323	220	251	220	220
506-540-62060	Deferred Comp - 457 Retirement	1,613	1,452	1,609	1,953	1,170	2,075	1,170	3,381
506-540-62070	Workers Comp. Insurance	6,449	16,680	3,501	6,231	11,696	10,573	11,922	21,483
506-540-62200	Retirement CalPERS UL	-	-	-	-	-	-	-	423
506-540-62210	Unemployment Insurance	-	-	-	1,440	1,491	1,080	1,648	1,690
<b>Personnel Cost:</b>		<b>260,967</b>	<b>269,985</b>	<b>255,327</b>	<b>251,758</b>	<b>256,208</b>	<b>248,064</b>	<b>281,420</b>	<b>302,375</b>
506-540-70010	Office Supplies	36	19	187	106	200	226	255	300
506-540-70030	Postage & Freight Out	24	5	3	-	20	-	20	50
506-540-70040	Printing & Binding	-	-	-	1	100	68	100	100
506-540-70100	Uniforms	-	425	425	-	450	248	870	870
506-540-70160	Gasoline & Diesel	2,614	2,559	4,201	5,050	5,500	6,226	5,500	5,500
506-540-70440	Miscellaneous Supplies	-	123	55	67	150	150	150	150
506-540-72030	Telephone	1,312	1,632	1,698	1,611	2,200	2,019	2,200	2,200
506-540-84010	Office Equip Repairs & Maint	-	100	79	87	100	309	300	400
506-540-84060	Vehicle Maintenance	-	-	-	-	-	-	-	250
506-540-86010	Training, Travel, & Conference	575	471	526	651	650	669	700	800
506-540-86030	Subs., Dues, & Publications	-	-	-	-	18	37	20	100
506-540-88040	Computer Program & Consulting	-	-	-	-	60	-	630	2,100
506-540-88060	Medical - General	-	-	-	-	264	-	270	270
506-540-88100	Professional Services	-	-	-	-	76	45,216	80	5,500
506-540-89010	Personnel Advertising	-	-	-	-	66	40	70	70
506-540-89020	Interview Expenses	-	-	-	-	3	-	5	5
506-540-89040	Physical w/Drug & Alcohol Test	-	75	250	-	264	-	270	270
506-540-89070	Fingerprinting	-	-	-	-	46	-	50	50
<b>O &amp; M Cost:</b>		<b>4,561</b>	<b>5,408</b>	<b>7,423</b>	<b>7,573</b>	<b>10,167</b>	<b>55,208</b>	<b>11,490</b>	<b>18,985</b>
<b>TOTAL EXPENSE:</b>		<b>265,528</b>	<b>275,393</b>	<b>262,750</b>	<b>259,331</b>	<b>266,375</b>	<b>303,272</b>	<b>292,910</b>	<b>321,360</b>



*Low Moderate  
Income Housing Asset  
& Redevelopment  
Obligation  
Retirement*

FUND 815 & 820

City of Coalinga  
 Low & Moderate Income Housing Asset Fund 815  
 and  
 Redevelopment Obligation Retirement Fund 820  
 Successor Agency to Coalinga Redevelopment Agency  
 Revenue and Expense  
***FY 2018-2019 Adopted Budget***

	2013 Actual	2014 Actual	2015 Actual	2016 Actual	2017 Adopted	2017 Actual (Unaudited)	2018 Adopted	2019 Adopted
<b>Fund 815-Low/Moderate Housing Asset Fund</b>								
<b>Beginning Fund Balance</b>	-	4,230	110,582	1,602,528	1,547,788	1,547,788	1,612,075	1,612,075
<b>Revenue:</b>	12,405	117,949	1,506,347	71,613	201,200	115,087	-	-
<b>Expense:</b>	8,175	11,596	14,402	126,353	230,000	50,800	-	-
<b>Ending Fund Balance</b>	4,230	110,582	1,602,528	1,547,788	1,518,988	1,612,075	1,612,075	1,612,075
<b>Fund 820-RORF Successor Agency</b>								
<b>Beginning Fund Balance</b>	(5,896,426)	(5,341,051)	(4,448,797)	(5,924,259)	(5,484,854)	(5,484,854)	(4,515,078)	(4,508,258)
<b>Revenue:</b>	2,347,361	1,876,984	1,657,246	1,786,765	1,203,000	1,697,530	1,652,000	1,634,922
<b>Expense:</b>	1,791,986	984,730	2,535,819	925,595	1,647,354	727,754	1,645,180	1,631,552
Variance: Revenue vs Expense	555,375	892,254	(878,573)	861,170	(444,354)	969,776	6,820	3,370
Prior Period Adjustment			(596,889)	(421,765)				
<b>Ending Fund Balance</b>	(5,341,051)	(4,448,797)	(5,924,259)	(5,484,854)	(5,929,208)	(4,515,078)	(4,508,258)	(4,504,888)

**CITY OF COALINGA**  
**FY 2018-2019 Adopted Budget**  
**Low & Moderate Income Housing Asset Fund 815 and**  
**Redevelopment Obligation Retirement Fund 820**  
**Detail - Revenue and Expense**

Account	Description	2013 Actual	2014 Actual	2015 Actual	2016 Actual	2017 Adopted	2017 Actual	2018 Adopted	2019 Adopted
							(Unaudited)		
<b>FUND 815 - HOUSING SUCCESSOR AGENCY-RDA DISSOLUTION</b>									
815-400-44010	Interest Earned	-	-	-	29	-	199	-	-
815-400-44140	2009 B Housing Bond Proceeds	-	-	1,500,000	-	-	-	-	-
815-400-44150	Housing-HOME Grant Revenue	-	-	-	1,666	100,000	-	-	-
815-400-44160	Housing-CDBG Grant Revenue	-	-	-	68,718	100,000	-	-	-
815-400-48061	Housing Asset Fund Program Inc	12,405	117,949	6,347	1,200	1,200	114,888	-	-
	<b>TOTAL REVENUE:</b>	<b>12,405</b>	<b>117,949</b>	<b>1,506,347</b>	<b>71,613</b>	<b>201,200</b>	<b>115,087</b>	-	-
815-609-88100	Professional Services	8,175	11,596	8,632	6,855	8,000	7,064	-	-
815-609-88115	2013 HOME Grant Expense	-	-	1,666	75,025	100,000	9,626	-	-
815-609-88124	2013 CDBG Grant Expense	-	-	4,104	20,514	100,000	34,110	-	-
815-609-92090	Taxes, Licenses, & Fees	-	-	-	23,959	22,000	-	-	-
	<b>TOTAL EXPENSE:</b>	<b>8,175</b>	<b>11,596</b>	<b>14,402</b>	<b>126,353</b>	<b>230,000</b>	<b>50,800</b>	-	-
<b>FUND 820 - RDA SUCCESSOR AGENCY-DISSOLUTION</b>									
820-400-40100	RPTTF-Redev Property TaxTrust	2,300,838	1,661,905	1,630,406	1,705,957	1,200,000	1,677,330	1,650,000	1,632,922
820-400-44010	Interest Earned	24,695	24,493	19,639	51,931	2,000	7,645	2,000	2,000
820-400-44021	RDA Property Sale-Interest Payment	-	-	-	4,549	-	12,439	-	-
820-400-44030	Building Rentals	9,963	-	-	-	-	-	-	-
820-400-44040	Imaginarium Lease	7,200	7,200	7,200	7,200	-	116	-	-
820-400-44141	Transfer from Fund 150 CPFA	-	183,386	-	-	1,000	-	-	-
820-400-44150	Transfer from Fund 802	-	-	-	-	-	-	-	-
820-400-44160	Transfer from Fund 804	-	-	-	-	-	-	-	-
820-400-44170	Extraordinary Gain	-	-	-	-	-	-	-	-
820-400-46990	Other Service Charges	4,665	-	-	-	-	-	-	-
820-400-48010	Sale of Real & Personal Property	-	-	-	17,128	-	-	-	-
	<b>TOTAL REVENUE:</b>	<b>2,347,361</b>	<b>1,876,984</b>	<b>1,657,246</b>	<b>1,786,765</b>	<b>1,203,000</b>	<b>1,697,530</b>	<b>1,652,000</b>	<b>1,634,922</b>
<b>ENFORCEABLE OBLIGATIONS</b>									
820-610-60010	Salaries Regular	104,065	108,824	80,523	82,702	100,319	91,451	122,325	118,599
820-610-60020	Salaries Part Time	-	-	7,201	4,797	-	65	-	-
820-610-60030	Salaries Overtime	152	-	18	24	200	25	200	200
820-610-60050	Salaries Cash Outs	2,463	360	30	878	-	869	-	-
820-610-62000	Retirement CALPERS	3,440	8,452	6,398	6,556	8,397	7,252	10,286	10,530
820-610-62010	Retirement 401A	7,370	-	-	-	-	-	-	-
820-610-62020	Medical/Life Insurance	14,493	14,501	14,180	16,146	7,933	22,193	26,837	28,245
820-610-62030	Social Security FICA	5,264	7,157	5,034	2,278	6,186	5,173	7,584	7,353
820-610-62040	Medicare Insurance	1,543	1,674	1,177	569	1,447	1,279	1,774	1,720
820-610-62050	Disability Income Insurance	265	416	422	303	406	347	406	406
820-610-62060	Deferred Comp - 457 Retirement	1,579	705	1,106	2,866	5,000	3,411	5,000	4,151
820-610-62070	Workers Comp. Insurance	9,921	9,778	1,392	3,380	6,884	4,306	8,440	14,232
820-610-62080	Uniform Allowance	-	-	-	-	-	-	-	-
820-610-62200	Retirement CalPERS UL	-	-	-	-	-	-	-	297
820-610-62210	Unemployment Insurance	-	-	-	341	1,003	1,890	1,223	1,186
	<b>Personnel Cost:</b>	<b>150,555</b>	<b>151,867</b>	<b>117,481</b>	<b>120,840</b>	<b>137,775</b>	<b>138,261</b>	<b>184,075</b>	<b>186,919</b>
820-610-70010	Office Supplies	657	342	160	330	1,020	17	1,020	100
820-610-70030	Postage & Freight Out	132	53	10	2	500	57	500	100
820-610-70040	Printing & Binding	-	-	-	-	10	1	10	50
820-610-72010	Water, Gas, Sanitation & Sewer	17,551	4,828	4,053	4,911	-	-	-	-
820-610-72020	Electric	2,851	12,818	13,493	14,445	-	-	-	-
820-610-84010	Office Equip Repairs & Maint	-	47	36	40	-	74	-	-
820-610-84030	Buildings Repairs & Maint.	3,791	3,588	719	2,495	-	-	-	-
820-610-84050	Grounds Repairs & Maint.	-	140	-	-	-	-	-	-

**CITY OF COALINGA**  
**FY 2018-2019 Adopted Budget**  
**Low & Moderate Income Housing Asset Fund 815 and**  
**Redevelopment Obligation Retirement Fund 820**  
**Detail - Revenue and Expense**

Account	Description	2013	2014	2015	2016	2017	2017	2018	2019
		Actual	Actual	Actual	Actual	Adopted	Actual	Adopted	Adopted
820-610-86010	Training, Travel, & Conference	3	-	-	180	20	166	20	300
820-610-86030	Subs., Dues, & Publications	-	-	-	-	10	37	10	100
820-610-88011	Legal Services	19,065	10,327	6,984	7,042	24,000	-	24,000	24,000
820-610-88030	Accounting/Auditing	15,000	10,000	10,000	10,000	10,000	1,944	10,000	10,000
820-610-88040	Computer Program & Consulting	-	-	-	-	28	-	30	1,700
820-610-88060	Medical - General	-	-	-	-	122	-	125	125
820-610-88100	Professional Services	5,000	-	2,500	2,500	35	54,136	2,500	3,500
820-610-89010	Personnel Advertising	-	-	-	-	31	-	30	30
820-610-89020	Interview Expenses	-	-	-	-	2	-	5	5
820-610-89040	Physical w/Drug & Alcohol Test	-	-	-	-	122	-	120	120
820-610-89070	Fingerprinting	-	-	-	-	21	-	20	20
820-610-90010	Liability & Property Insurance	10,125	8,381	1,983	3,684	5,540	4,944	5,540	6,500
820-610-92080	Miscellaneous Expense	20,308	20,223	20,395	1,204	2,000	23,464	2,000	2,000
820-610-92150	TaxDistrib to Special District	-	-	-	-	-	-	-	-
820-610-94051	Admn Allowance to General Fund	88,530	68,983	113,345	56,873	70,000	26,901	19,995	14,431
820-610-96022	1993 Refunding Bonds Principal	-	-	-	-	290,000	-	310,000	330,000
820-610-96035	1993 Refunding Bonds Interest	195,603	180,200	163,803	146,247	127,532	77,709	107,656	86,456
820-610-96500	Fiscal Agent Fees	10,910	9,810	17,420	9,920	12,500	13,070	12,500	12,500
820-610-96038	1993 Police Station Principal	-	-	-	-	75,000	-	80,000	85,000
820-610-96042	1993 Police Station Interest	50,681	46,541	42,234	37,762	32,960	17,722	27,825	22,359
820-610-96043	1994 Police Station Principal	-	-	-	-	-	-	-	-
820-610-96044	1994 Police Station Interest	17,378	10,694	-	-	-	-	-	-
820-610-96046	1994 Jail Project Principal	-	-	-	-	-	-	-	-
820-610-96049	1994 Jail Project Interest	11,753	7,253	-	-	-	-	-	-
820-610-96052	1991B Police Station Principal	-	-	-	-	6,000	-	-	-
820-610-96054	1991B Police Station Interest	1,760	1,440	-	-	240	480	-	-
820-610-96190	2000 Tax Allocation Principal	-	-	-	-	20,000	-	25,000	25,000
820-610-96200	2000 Tax Allocation Interest	159,430	158,628	157,569	156,733	155,988	146,848	154,687	153,224
820-610-96055	2009 Tax Allocation Principal	-	-	-	-	440,000	-	465,000	480,000
820-610-96056	2009 Tax Allocation Interest	306,105	291,493	270,404	251,222	235,898	221,923	212,512	187,013
820-610-96250	Interest Accrued	52,407	(12,924)	-	-	-	-	-	-
820-610-9209	DOF LMIHF DDR Distribution	46,114	-	-	-	-	-	-	-
820-610-92100	DOF OFA DDR Distribution	606,278	-	-	-	-	-	-	-
820-610-96260	Transfer to Fund 815-Housing	-	-	1,500,000	-	-	-	-	-
820-820-96210	Tax Allocation-Accr Interest	-	-	93,229	99,165	-	-	-	-
	<b>O &amp; M Cost:</b>	<b>1,641,431</b>	<b>832,863</b>	<b>2,418,338</b>	<b>804,755</b>	<b>1,509,579</b>	<b>589,493</b>	<b>1,461,105</b>	<b>1,444,633</b>
	<b>TOTAL ENFORCEABLE OBLIGATION</b>	<b>1,791,986</b>	<b>984,730</b>	<b>2,535,819</b>	<b>925,595</b>	<b>1,647,354</b>	<b>727,754</b>	<b>1,645,180</b>	<b>1,631,552</b>



*EDA*  
*Community*  
*Building*  
*Rentals*



**FUND 851**

City of Coalinga  
 EDA Community Building Rentals Fund 851  
 Revenue and Expense

*CLOSE FUND FY 2015/2016 TO GENERAL FUND*

	2011 Actual	2012 Actual	2013 Actual	2014 Actual	2015 Actual	2016 Actual
<b>Beginning Fund Balance</b>	47,366	68,229	86,734	108,136	133,736	61,700
<b>Revenue:</b>	47,415	37,625	60,329	62,523	43,558	10,958
<b>Expense:</b>	26,553	19,120	38,927	36,923	115,594	26,191
Variance: Revenue vs Expense	20,862	18,505	21,402	25,600	(72,036)	(15,233)
<b>Ending Fund Balance</b>	68,228	86,734	108,136	133,736	61,700	46,467

**CITY OF COALINGA**  
***FY 2015-2016 Adopted Budget***  
**EDA Community Building Rentals Fund 851**  
**Detail - Revenue and Expense**

Account	Description	2011 Actual	2012 Actual	2013 Actual	2014 Actual	2015 Actual	2016 Actual
<b>FUND 851 - EDA COMMUNITY BUILDING RENTALS</b>							
851-400-44010	Interest Earned	228	298	363	270	89	40
851-400-44030	Building Rentals	47,112	37,152	59,691	61,603	42,794	10,717
851-400-44041	Rental Late Fees	75	175	275	650	675	201
<b>TOTAL REVENUE:</b>		<b>47,415</b>	<b>37,625</b>	<b>60,329</b>	<b>62,523</b>	<b>43,558</b>	<b>10,958</b>
<b>EXPENSE</b>							
851-432-60010	Salaries Regular	9,723	4,275	4,160	4,450	4,646	5,678
851-432-60020	Salaries Part Time	-	-	-	-	5	2
851-432-60030	Salaries Overtime	46	26	19	-	2	3
851-432-60050	Salaries Cash Outs	-	-	-	-	3	92
851-432-62000	Retirement CALPERS	-	-	146	350	373	386
851-432-62010	Retirement 401A	1,565	602	280	-	-	-
851-432-62020	Medical/Life Insurance	1,908	703	855	926	951	895
851-432-62030	Social Security FICA	577	265	257	277	292	305
851-432-62040	Medicare Insurance	135	62	60	65	68	71
851-432-62050	Disability Income Insurance	-	-	1	1	2	2
851-432-62060	Deferred Comp - 457 Retirement	160	13	1	56	86	92
851-432-62070	Workers Comp. Insurance	683	278	147	365	93	152
851-432-62080	Uniform Allowance	16	16	-	-	-	-
851-432-62200	Retirement CalPERS UL	-	-	-	-	-	-
851-432-9002	Unemployment Insurance	-	-	-	-	-	-
<b>Personnel Cost:</b>		<b>14,813</b>	<b>6,239</b>	<b>5,926</b>	<b>6,490</b>	<b>6,521</b>	<b>7,678</b>
851-432-7001	Office Supplies	-	-	867	4	22	112
851-432-7003	Postage & Freight Out	-	-	-	173	28	23
851-432-7004	Printing & Binding	-	-	-	-	-	-
851-432-7044	Miscellaneous Supplies	46	12	10	20	-	-
851-432-7201	Water, Gas, Sanitation & Sewer	1,130	1,433	1,142	1,186	1,170	183
851-432-7202	Electric	3,716	4,308	2,287	1,903	3,323	3,587
851-432-8401	Office Equip Repairs & Maint	-	-	-	-	-	2
851-432-8403	Buildings Repairs & Maint.	6,190	6,733	3,799	13,882	533	302
851-432-8405	Grounds Repairs & Maint.	75	140	-	-	-	-
851-432-8601	Training, Travel & Conference	-	-	-	-	-	1
851-432-8603	Subs, Dues & Publications	-	-	-	-	-	1
851-432-8804	Computer Program & Consulting	-	-	-	-	-	-
851-432-8806	Medical - General	-	-	-	-	-	-
851-432-8809	Professional Services	-	-	24,698	12,859	26,200	1,022
851-432-8810	Other Professional Services	-	-	-	100	3,104	2,145
851-432-8901	Personnel Advertising	-	-	-	-	-	-
851-432-8902	Interview Expense	-	-	-	-	-	-
851-432-8904	Physical w/Drug & Alcohol Test	-	-	-	-	-	-
851-432-8907	Fingerprinting	-	-	-	-	-	-
851-432-9001	Liability & Property Insurance	583	255	198	305	105	164
851-432-9412	Association Startup Bldg A-Durian	-	-	-	-	39,308	-
851-432-9413	Association Startup Bldg B-Cedar	-	-	-	-	24,197	-
851-432-9414	HOA Dues-Durian	-	-	-	-	4,744	6,208
851-432-9415	HOA Dues-Cedar	-	-	-	-	6,340	4,763
<b>O &amp; M Cost:</b>		<b>11,740</b>	<b>12,881</b>	<b>33,001</b>	<b>30,433</b>	<b>109,073</b>	<b>18,513</b>
<b>TOTAL EXPENSE:</b>		<b>26,553</b>	<b>19,120</b>	<b>38,927</b>	<b>36,923</b>	<b>115,594</b>	<b>26,191</b>



# *EDA Revolving Loan*



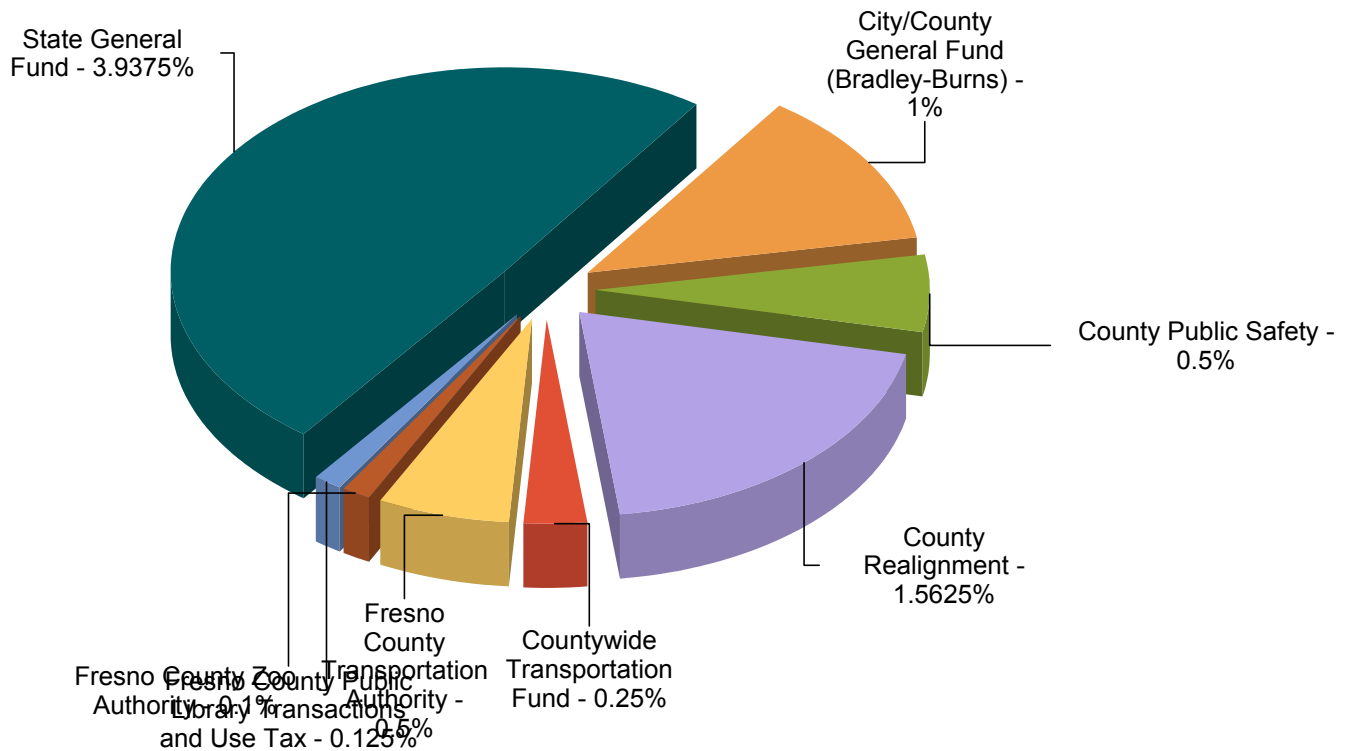
**FUND 852**

City of Coalinga  
 EDA Revolving Loan Fund 852  
 Revenue and Expense  
***CLOSE FUND FY 2015/2016 TO GENERAL FUND***

	2011 Actual	2012 Actual	2013 Actual	2014 Actual	2015 Actual	2016 Actual
<b>Beginning Fund Balance</b>	429,916	427,846	428,197	428,765	428,632	428,819
						Transfer to Fresno Hispanic Foundation
<b>Revenue (Interest):</b>	430.33	351	568	(133)	187	229
<b>Expense:</b>	2,500	-	-	-	-	370,836
Variance: Revenue vs Expense	(2,070)	351	568	(133)	187	
<b>Ending Fund Balance</b>	427,846	428,197	428,765	428,632	428,819	58,212

# APPENDIX

State General Fund	3.9375%
City/County General Fund (Bradley-Burns)	1.0000%
County Public Safety (Prop 172)	0.5000%
County Realignment (Mental Health/Welfare/Public Safety)	1.5625%
Countywide Transportation Fund	0.2500%
Fresno County Transportation Authority (FCTA)	0.5000%
Fresno County Public Library Transactions and Use Tax (FCPL)	0.1250%
Fresno County Zoo Authority (FCZA)	0.1000%
<b>Total Rate</b>	<b>7.9750%</b>

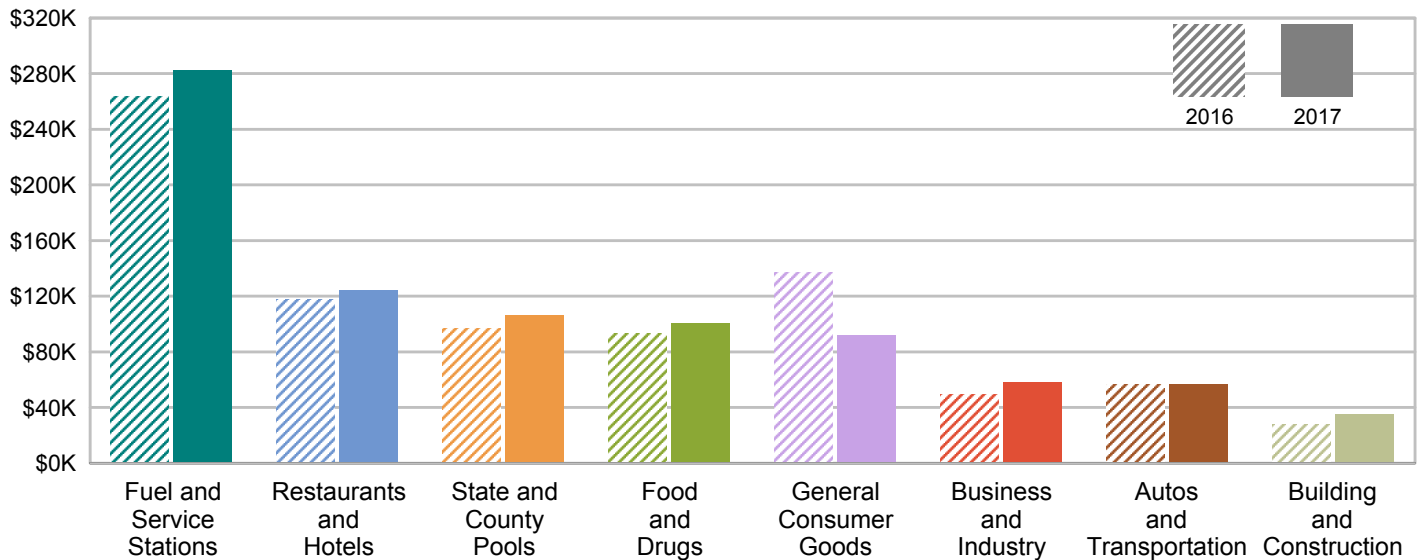


# CITY OF COALINGA

## MAJOR INDUSTRY GROUPS

Major Industry Group	Count	2017	2016	\$ Change	% Change
Fuel and Service Stations	8	282,184	263,592	18,592	7.1%
Restaurants and Hotels	31	123,978	116,873	7,105	6.1%
State and County Pools	-	105,835	96,610	9,225	9.5%
Food and Drugs	12	99,816	92,354	7,462	8.1%
General Consumer Goods	65	91,008	136,411	(45,402)	-33.3%
Business and Industry	52	57,267	48,280	8,987	18.6%
Autos and Transportation	21	55,682	55,964	(282)	-0.5%
Building and Construction	9	34,106	27,418	6,688	24.4%
Transfers & Unidentified	-	0	0	0	-N/A-
<b>Total</b>	<b>198</b>	<b>849,877</b>	<b>837,502</b>	<b>12,375</b>	<b>1.5%</b>

**2016 Compared To 2017**



**2017 Percent of Total**

