



CITY OF COALINGA
The Sunny Side of the Valley

**Fiscal Year 2017-2018
Adopted Budget**

June 1, 2017

CITY OF COALINGA
FY 2017-2018 ADOPTED BUDGET
COUNCIL MEETING June 1, 2017

ALL FUNDS – Revenue & Expense

TABLE OF CONTENTS

<u>Fund Descriptions</u>	<u>Page</u>
Adopted FY 2018 Resolutions	1 – 6
Staffing by FY.....	7 – 9
General Fund 101.....	10 – 26
Claremont Custody Center Fund 453	27
General Capital Fund 140	28 - 30
Ayres Beason Scholarship & Prop 1B	31
Police Dept. Forfeiture & Grant Funds.....	32 - 33
Street Funds:	34 - 38
Gas Tax Fund 107	
TDA Fund 109 & 110	
Measure C Fund 125, 126 & 127	
Habitat & Impact Fee Funds	39– 40
Assessment Districts Fund 130.....	41
CPFA-Coalinga Public Financing Authority	42
Water Fund 501.....	43 – 47
Gas Fund 502	48 – 50
Wastewater Fund 503	51 – 55
Sanitation Fund 504	56 – 59
Utility Billing Enterprise Fund 651	60 – 61
Transit Fund 506.....	62 – 63
Successor Agency - Housing & RDA.....	64 – 66
EDA Building Rentals Fund 851	67 – 68
EDA Revolving Loan Fund 852	69

RESOLUTION NO. 3774

**A RESOLUTION OF THE CITY COUNCIL OF THE CITY OF COALINGA
ADOPTING THE FINAL BUDGET OF THE CITY OF COALINGA FOR THE FISCAL
YEAR JULY 1, 2017 TO JUNE 30, 2018, PROVIDING FOR THE APPROPRIATION
AND EXPENDITURE OF ALL SUMS SET FORTH IN SAID FINAL BUDGET,
PROVIDING FOR THE TRANSFERS AND ADDITIONAL APPROPRIATIONS AND
REPEALING ALL RESOLUTIONS AND PARTS OF RESOLUTIONS IN CONFLICT
HEREWITH**

WHEREAS, the City Council of the City of Coalinga has submitted a Proposed Budget for the fiscal year July 1, 2017 through June 30, 2018; and

WHEREAS, after examination, deliberation and due consideration, the City Council of the City of Coalinga has approved the same with modifications; and

WHEREAS, it is the intention of the City Council to adopt the said budget as modified and amended by the City Council of the City of Coalinga as the Final Budget for the fiscal year 2018-2018.

**NOW, THEREFORE, BE IT RESOLVED BY THE CITY COUNCIL OF THE
CITY OF COALINGA AS FOLLOWS:**

1. That certain budget for the fiscal year July 1, 2017 through June 30, 2018, presently on file in the office of the Deputy City Clerk entitled, "CITY OF COALINGA - ANNUAL BUDGET - FISCAL YEAR 2017-18," which is hereby referred to and incorporated herein by reference as though fully set forth herein verbatim, is hereby adopted as modified and amended by the City Council of the City of Coalinga as the Final Annual Budget of the City of Coalinga for the fiscal year July 1, 2017 through June 30, 2018.

2. From and after the operative date of this resolution the several amounts stated in the Final Annual Budget hereinafter referred to as adopted expenditures shall become and thereafter be appropriated to the offices, departments, accounts, objects and purposes stated therein for the fiscal year to which said budget is to apply and said monies are hereby authorized to be expended for the purposes and objects specified in said budget.


3. All resolutions and parts of resolutions in conflict herewith, including, but not necessarily limited to, such resolutions or parts of resolutions relating to compensation, allowances or benefits as may be in conflict herewith, are hereby expressly repealed.

4. This resolution shall take effect immediately upon adoption.

PASSED AND ADOPTED by the City Council of the City of Coalinga at its Regular Meeting on June 1, 2017 by the following vote:


AYES: Lander, Raine, Stolz, Ramsey, Vosburg
NOES: None
ABSTAIN: None
ABSENT: None

APPROVED



Nathan Vosburg, Mayor

ATTEST



City Clerk/Deputy City Clerk

RESOLUTION NO. PFA 17-01

A RESOLUTION OF THE BOARD OF DIRECTORS OF THE COALINGA PUBLIC FINANCING AUTHORITY ADOPTING THE FINAL BUDGET OF THE COALINGA PUBLIC FINANCING AUTHORITY FOR THE FISCAL YEAR JULY 1, 2017 TO JUNE 30, 2018, PROVIDING FOR THE APPROPRIATION AND EXPENDITURE OF ALL SUMS SET FORTH IN SAID FINAL BUDGET, PROVIDING FOR THE TRANSFERS AND ADDITIONAL APPROPRIATIONS AND REPEALING ALL RESOLUTIONS AND PARTS OF RESOLUTIONS IN CONFLICT HEREWITH

WHEREAS, the Board of Directors of the Coalinga Public Financing Authority has submitted to it a Proposed Budget for the fiscal year July 1, 2017 through June 30, 2018; and

WHEREAS, after examination, deliberation and due consideration, the Board of Directors of the Coalinga Public Financing Authority has approved the same with modifications; and

WHEREAS, it is the intention of the Board of Directors to adopt the said budget as modified and amended by the Board of Directors of the Coalinga Public Financing Authority as the Final Budget for the fiscal year 2017-2018.

NOW, THEREFORE, BE IT RESOLVED BY THE BOARD OF DIRECTORS OF THE COALINGA PUBLIC FINANCING AUTHORITY AS FOLLOWS:

1. That the applicable portion of that certain budget for the fiscal year July 1, 2017 through June 30, 2018, presently on file in the office of the Deputy City Clerk entitled, "CITY OF COALINGA - ANNUAL BUDGET - FISCAL YEAR 2017-18," which is hereby referred to and incorporated herein by reference as though fully set forth herein verbatim, is hereby adopted as modified and amended by the Board of Directors of the Coalinga Public Financing Authority as the Final Annual Budget of the Coalinga Public Financing Authority for the fiscal year July 1, 2017 through June 30, 2018.

2. From and after the operative date of this resolution the several amounts stated in the Final Annual Budget hereinafter referred to as adopted expenditures shall become and thereafter be appropriated to the offices, departments, accounts, objects and purposes stated therein for the fiscal year to which said budget is to apply and said monies are hereby authorized to be expended for the purposes and objects specified in said budget.

3. All resolutions and parts of resolutions in conflict herewith, including, but not necessarily limited to, such resolutions or parts of resolutions relating to compensation, allowances or benefits as may be in conflict herewith, are hereby expressly repealed.

4. This resolution shall take effect immediately upon adoption.

PASSED AND ADOPTED by the Board of Directors of the Coalinga Public Financing Authority at its Regular Meeting on June 1, 2017, by the following vote:


AYES: Lander, Raine, Stolz, Ramsey, Vosburg

NOES: None

ABSTAIN: None


ABSENT: None

APPROVED



Nathan Vosburg, Mayor/Chairman

ATTEST



City Clerk/Deputy City Clerk

Resolution No. PFA 17-01

RESOLUTION NO. SA-322

A RESOLUTION OF THE BOARD OF DIRECTORS OF THE SUCCESSOR AGENCY OF THE FORMER REDEVELOPMENT AGENCY OF THE CITY OF COALINGA ADOPTING THE FINAL BUDGET OF THE SUCCESSOR AGENCY FOR THE FISCAL YEAR JULY 1, 2017 TO JUNE 30, 2018, PROVIDING FOR THE APPROPRIATION AND EXPENDITURE OF ALL SUMS SET FORTH IN SAID FINAL BUDGET, PROVIDING FOR THE TRANSFERS AND ADDITIONAL APPROPRIATIONS AND REPEALING ALL RESOLUTIONS AND PARTS OF RESOLUTIONS IN CONFLICT HEREWITH

WHEREAS, the Board of Directors of the Successor Agency of the Former Redevelopment Agency of the City of Coalinga has submitted a Proposed Budget for the fiscal year July 1, 2017 through June 30, 2018; and

WHEREAS, after examination, deliberation and due consideration, the Board of Directors of the Successor Agency of the Former Redevelopment Agency of the City of Coalinga has approved the same with modifications; and

WHEREAS, it is the intention of the Board of Directors to adopt the said budget as modified and amended by the Board of Directors of the Successor Agency of the Former Redevelopment Agency of the City of Coalinga as the Final Budget for the fiscal year 2017-2018.

NOW, THEREFORE, BE IT RESOLVED BY THE BOARD OF DIRECTORS OF THE SUCCESSOR AGENCY OF THE FORMER REDEVELOPMENT AGENCY OF THE CITY OF COALINGA AS FOLLOWS:

1. That the applicable part of that certain budget for the fiscal year July 1, 2017 through June 30, 2018, presently on file in the office of the Deputy City Clerk entitled, "CITY OF COALINGA - ANNUAL BUDGET - FISCAL YEAR 2017-18," which is hereby referred to and incorporated herein by reference as though fully set forth herein verbatim, is hereby adopted as modified and amended by the Board of Directors of the Successor Agency of the Former Redevelopment Agency of the City of Coalinga as the Final Annual Budget of the Successor Agency for the fiscal year July 1, 2017 through June 30, 2018.

2. From and after the operative date of this resolution the several amounts stated in the Final Annual Budget hereinafter referred to as adopted expenditures shall become and thereafter be appropriated to the offices, departments, accounts, objects and purposes stated therein for the fiscal year to which said budget is to apply and said monies are hereby authorized to be expended for the purposes and objects specified in said budget.


3. All resolutions and parts of resolutions in conflict herewith, including, but not necessarily limited to, such resolutions or parts of resolutions relating to compensation, allowances or benefits as may be in conflict herewith, are hereby expressly repealed.

4. This resolution shall take effect immediately upon adoption.

PASSED AND ADOPTED by the Board of Directors of the Successor Agency of the Former Redevelopment Agency of the City of Coalinga at its Regular Meeting on June 1, 2017, by the following vote:


AYES: Lander, Raine, Stolz, Ramsey, Vosburg
NOES: None
ABSTAIN: None
ABSENT: None

APPROVED



Nathan Vosburg, Mayor/Chairman

ATTEST



City Clerk/Deputy City Clerk

Position	FY 2008	FY 2009	FY 2010	FY 2011	FY 2012	FY 2013	FY 2014	FY 2015	FY 2016	FY 2017	FY 2018
Mayor	1	1	1	1	1	1	1	1	1	1	1
Mayor Pro-Tem	1	1	1	1	1	1	1	1	1	1	1
City Council	3	3	3	3	3	3	3	3	3	3	3
Treasurer	1	1	1	1	1	1	1	1	1	1	1
City Clerk	1	1	1	1	1	1	1	1	1	1	1
Total	7	7	7	7	7	7	7	7	7	7	7
Position	FY 2008	FY 2009	FY 2010	FY 2011	FY 2012	FY 2013	FY 2014	FY 2015	FY 2016	FY 2017	FY 2018
City Manager	1	1	1	1	1	1	1	1	1	1	1
Assistant to City Manager/Dep City Clerk	1	1	1	1	1	1	1	1	1	1	1
Executive Assistant/Deputy City Clerk	0	0	0	0	0	0	0	0	0	0	0
Senior Administrative Analyst	1	1	1	1	1	1	1	1	1	1	1
Administrative Assistant	0	0	0	0	0	0	0	0	0	0	0
Custodian	2	2	2	3	1	2	1	1	1	1	0
Custodian (part-time)	0	0	0	0	0	0	0	0	0	1	0
Bus Driver	2	2	2	1	1	1	1	1	1	1	1
Lead Bus Driver	0	0	0	1	1	1	1	1	1	1	1
Relief Bus Driver	4	2	2	4	4	4	2	2	2	2	2
Total	11	9	9	12	10	11	8	8	8	9	7
Position	FY 2008	FY 2009	FY 2010	FY 2011	FY 2012	FY 2013	FY 2014	FY 2015	FY 2016	FY 2017	FY 2018
Human Resources Director	0	0	1	1	1	1	1	1	1	0	0
Human Resources Manager	1	1	0	0	0	0	0	0	0	0	0
Human Resources Analyst	1	0	1	1	1	1	1	1	1	1	1
Human Resources Generalist	0	1	0	0	0	1	0	0	0	1	1
Human Resources Assistant	0	1	0	0	0	0	0	0	0	0	0
Human Resources Assistant (part-time)	0	0	0	0	0	0	0	0	1	0	0
Office Assistant (Confidential)	0	0	1	1	0	0	0	0	0	0	0
Committee for Employee Appeals	3	3	3	3	3	3	3	3	3	3	3
Committee for Employee Appeals (Alt)	2	2	2	2	2	2	2	2	2	2	2
Total	7	8	8	8	7	8	7	7	8	7	7
Position	FY 2008	FY 2009	FY 2010	FY 2011	FY 2012	FY 2013	FY 2014	FY 2015	FY 2016	FY 2017	FY 2018
Financial Services Director	1	1	1	1	1	1	1	1	1	1	1
Assistant Financial Services Director	0	1	1	1	1	1	0	0	0	0	0
Deputy Financial Services Manager	1	0	0	0	0	0	0	0	0	0	0
Finance Manager	0	1	1	1	1	1	1	1	1	0	0
Accounting Supervisor	1	0	0	0	0	0	0	0	0	0	0
Financial Services Supervisor	0	0	0	0	0	0	0	0	0	1	1
Accounting Technician	0	0	1	1	1	1	0	0	0	1	1
Account Clerk III	0	0	1	1	1	1	1	1	0	0	0
Account Clerk II	1	1	0	0	0	0	0	0	1	1	1
Account Clerk I	3	3	3	3	3	3	3	3	3	3	3
Customer Service Representative	1	1	0	0	0	0	0	0	0	0	0
Account Clerk I- Part-time	1	0	0	0	0	0	0	0	0	0	0
Total	9	8	8	8	8	8	6	6	6	7	7
Position	FY 2008	FY 2009	FY 2010	FY 2011	FY 2012	FY 2013	FY 2014	FY 2015	FY 2016	FY 2017	FY 2018
Community Development Director	1	1	1	0	0	0	0	0	0	1	1
Asst Community Development Director	0	0	1	1	1	1	1	1	1	0	0
Community Development Coordinator	0	1	0	0	0	0	0	0	0	0	0
Associate Planner	1	0	0	0	0	0	0	0	0	0	0
Community Development Technician	0	0	0	0	0	0	0	0	0	0	0
Community Development Assistant	0	1	1	1	1	1	1	0	0	0	0
Office Assistant	0	0	0	0	0	0	0	0	0	0	0
Office Assistant (part-time)	1	0	0	0	0	0	0	1	1	0	0
Secretary	0	0	0	0	0	0	0	0	0	1	1
Certified Building Official	1	1	1	1	1	1	1	1	1	1	1
Code Enforcement Officer	0	0	0	1	1	1	1	1	1	1	0
Senior Code Enforcement Officer	1	1	1	0	0	0	0	0	0	0	0
Planning Commissioner	5	5	5	5	5	5	5	5	5	5	5
Deputy Fire Marshall	0	1	0	0	0	0	0	0	0	0	0
Total	10	11	10	9	9	9	9	9	9	9	8

Position	FY 2008	FY 2009	FY 2010	FY 2011	FY 2012	FY 2013	FY 2014	FY 2015	FY 2016	FY 2017	FY 2018
Deputy Director RDO/Econ Dev Director	0	1	0	0	0	0	0	0	0	0	0
Economic Development Coordinator	1	0	1	0	0	0	1	0	0	1	1
Economic Development Assistant	0	0	0	1	1	1	0	0	0	0	0
Total	1	1	1	1	1	1	1	0	0	1	1
Position	FY 2008	FY 2009	FY 2010	FY 2011	FY 2012	FY 2013	FY 2014	FY 2015	FY 2016	FY 2017	FY 2018
Police Chief	1	1	1	1	1	1	1	1	1	1	1
Lieutenant	1	2	2	2	2	2	2	2	2	2	2
Sergeant	4	4	4	4	4	4	5	5	5	5	5
Detective	1	1	1	1	1	1	1	1	1	1	1
Corporal	4	4	3	3	3	3	2	2	2	2	2
School Resources Officer	1	1	1	1	0	0	0	0	0	0	2
Police Officer	7	8	9	9	10	10	10	10	10	11	11
Public Safety Dispatcher	7	7	7	7	7	7	7	7	7	7	5
Public Safety Dispatcher - Part-Time	0	0	0	0	0	0	0	0	0	0	2
Records Clerk	1	1	1	1	1	1	1	1	1	2	2
Property and Evidence Technician	1	1	1	1	1	1	1	1	1	1	0
Property and Evidence Technician (Reserve)	0	0	0	0	0	0	1	1	1	1	0
Secretary to Chief of Police	1	1	1	1	1	1	1	1	1	1	1
Animal Control/Com Services Officer	1	1	1	1	1	1	1	1	1	2	1
Animal Control/Com Services Officer (p/t)	0	0	1	1	1	1	1	1	1	1	1
Crossing Guard- Paid	3	3	3	3	3	3	3	3	3	3	0
Crossing Guard- Unpaid	1	1	1	1	1	1	1	1	1	1	0
Records Clerk- Volunteer	2	2	2	1	1	1	1	1	1	1	0
Reserve Sergeant- Paid	0	0	1	1	1	1	1	1	1	1	0
Reserve Police Officer- Paid	4	4	4	4	4	4	10	10	10	10	2
Reserve Police Officer- Unpaid	1	1	6	6	6	6	0	0	0	0	0
Citizen on Patrol- Volunteer	0	0	8	8	8	8	8	8	8	8	8
Total	41	43	58	57	57	57	58	58	58	61	46
Position	FY 2008	FY 2009	FY 2010	FY 2011	FY 2012	FY 2013	FY 2014	FY 2015	FY 2016	FY 2017	FY 2018
Fire Chief	1	1	1	1	1	1	1	1	1	1	1
Captain	3	4	4	3	3	3	3	3	3	3	3
Engineer	3	3	3	3	3	3	3	3	3	3	3
Firefighter/Paramedic	9	9	9	9	9	9	9	9	9	12	9
Firefighter/EMT	3	3	3	3	3	6	6	7	7	3	3
Administrative Assistant to the Fire Chief	1	1	1	1	1	0	0	0	0	0	0
Office Assistant	0	0	0	0	0	1	1	1	1	0	0
Office Assistant- Volunteer	1	1	1	1	1	1	1	1	1	1	0
Secretary	0	0	0	0	0	0	0	0	0	1	1
Reserve Firefighter/EMT/Paramedic	7	7	12	12	12	15	15	15	15	15	15
Total	28	29	34	33	33	39	39	40	40	39	35
Position	FY 2008	FY 2009	FY 2010	FY 2011	FY 2012	FY 2013	FY 2014	FY 2015	FY 2016	FY 2017	FY 2018
Public Works & Utilities Director	0	0	0	0	0	0	0	0	0	1	1
Secretary	0	0	0	0	0	0	0	0	0	1	1
Field Services Manager	1	1	1	1	1	1	1	1	1	1	1
Assistant Field Services Manager	0	2	2	2	2	2	2	2	2	2	2
Maintenance Worker III	1	1	1	1	1	1	1	1	1	3	3
Maintenance Worker I-II	5	6	6	6	6	6	6	6	6	4	7
Equipment Mechanic	2	2	2	2	2	2	2	2	2	2	1
Maintenance Worker I/Street Sweeper	1	1	1	1	1	1	1	1	1	1	1
Groundskeeper	3	4	4	4	4	4	4	3	3	3	0
Chief Plant Operator	1	1	1	1	1	1	1	1	1	1	1
Operations Superintendent	0	0	1	1	1	1	1	0	0	1	0
Water Operator/Analyst	1	1	1	1	1	1	1	1	1	0	0
Water Operator Grade III	0	0	0	0	0	0	0	2	2	1	1
Water Operator Grade I-II	3	3	3	3	3	3	3	3	3	4	6
Water Operator Apprentice	0	0	0	0	0	0	0	0	0	0	0
Water Operator Apprentice (part-time)	0	0	0	0	0	0	2	2	2	2	2
Maintenace Worker I- Water Plant	1	1	1	1	1	1	0	0	0	0	0
Total	19	23	24	24	24	24	25	25	25	27	27

Position	FY 2008	FY 2009	FY 2010	FY 2011	FY	FY	FY 2014	FY 2015	FY 2016	FY 2017	FY 2018
					2012	2013					
					(Partial)	(Partial)					
Director	1	1	1	1	1	1	0	0	0	0	0
Assistant Director	1	1	1	1	1	1	0	0	0	0	0
Correctional Lieutenant	4	4	4	4	4	4	0	0	0	0	0
Correctional Sergeant	5	5	5	5	5	5	0	0	0	0	0
Correctional Corporal	4.77	4.77	4.77	4.77	4.77	0	0	0	0	0	0
Correctional Officer	55.57	55.57	55.57	55.57	55.57	60	0	0	0	0	0
Canteen Manager	1	1	1	1	1	1	0	0	0	0	0
Administrative Secretary	1	1	1	1	1	1	0	0	0	0	0
Account Clerk I	3	3	3	3	3	3	0	0	0	0	0
Food Service Manager	1	1	1	1	1	1	0	0	0	0	0
Cook Supervisor	4	4	4	4	4	4	0	0	0	0	0
Registered Nurse	0	0	0	0	0	1	0	0	0	0	0
Licensed Vocational Nurse	2	2	2	2	2	3	0	0	0	0	0
Maintenance Supervisor	2	2	2	2	2	2	0	0	0	0	0
Correctional Officer- On-call	10	10	10	10	10	10	0	0	0	0	0
Licensed Vocational Nurse- Part-time	0.75	0.75	0.75	0.75	0.75	1.5	0	0	0	0	0
Total	96.09	96.09	96.09	96.09	96.09	98.5	0	0	0	0	0
	FY 2008	FY 2009	FY 2010	FY 2011	FY 2012	FY 2013	FY 2014	FY 2015	FY 2016	FY 2017	FY 2018
<i>Total Number of City Employees</i>	229.09	235.09	255.09	255.09	252.09	262.5	160	160	161	166	144

City of Coalinga
General Fund
Revenue and Expense

FY 2017-2018 Adopted Budget

Fiscal Years:	2012	2013	2014	2015	2016	2016	2017	2018
	Actual	Actual	Actual	Actual	Adopted	Actual	Adopted	Adopted
				(Unaudited)		(Unaudited)		
Beginning Fund Balance	2,523,836	2,088,604	686,945	(697,315)	160,804	160,804	318,388	717,428
Revenue:								
General	5,479,972	5,017,162	4,699,923	5,891,462	5,352,040	5,623,353	4,703,801	5,475,336
Fire/EMS	1,825,307	1,498,986	1,666,570	1,871,786	1,839,100	1,394,761	2,305,271	2,465,100
Airport	78,744	105,743	102,555	69,569	97,850	84,246	102,850	102,850
TOTAL REVENUE:	7,384,023	6,621,892	6,469,048	7,832,817	7,288,990	7,102,360	7,111,922	8,043,286
Expense:								
Elected Officials	241,269	189,839	206,063	250,176	225,731	412,154	230,717	226,670
Community Development	348,523	362,606	321,946	276,812	281,942	314,867	304,956	447,036
Administration	299,386	216,635	220,846	76,433	67,138	68,151	78,831	139,539
Finance	328,023	190,296	137,486	136,143	159,341	205,817	168,970	170,417
Human Resources	238,244	238,679	219,751	153,784	221,414	109,879	137,934	140,452
Police	3,041,652	3,225,924	3,124,602	2,909,695	3,058,795	2,936,833	3,058,000	3,183,127
Animal Control	-	-	-	-	-	-	-	152,099
Fire	2,557,331	2,821,682	2,820,014	2,525,455	2,710,323	2,372,980	3,325,920	3,601,500
Service Center	161,709	161,925	159,291	156,527	164,720	158,012	166,556	111,888
Building Maintenance	138,753	156,867	150,636	124,813	140,080	135,984	187,873	190,955
Airport	217,455	215,518	217,477	184,993	98,798	80,393	104,800	121,156
Municipal Grounds Maint.	246,910	243,581	137,176	138,970	138,128	149,706	141,588	116,157
Sub Total	7,819,255	8,023,551	7,715,289	6,933,801	7,266,410	6,944,776	7,906,145	8,600,996
Sale of Claremont Facility						-	4,087,150	
CCF Operations/Maintenance			138,018	40,897	25,000	-	2,893,887	-
TOTAL EXPENSE:	7,819,255	8,023,551	7,853,308	6,974,698	7,291,410	6,944,776	6,712,882	8,600,996
							Operating Deficit	(794,223)
Ending Fund Balance	2,088,604	686,945	(697,315)	160,804	158,384	318,388	717,428	159,718
Variance: Revenue vs Expense	(435,232)	(1,401,659)	(1,384,260)	858,119	(2,420)	157,584	399,040	(557,710)

City of Coalinga
General Fund
Revenue and Expense

FY 2017-2018 Adopted Budget

FY Percentage Change	FY 2013 Actual	FY 2014 Actual	FY 2015 Actual	FY 2016 Adopted	FY 2016 Actual	FY 2017 Adopted	FY 2018 Adopted
Revenue:			(Unaudited)				
					actual vs. adopted		
General	-8.4%	-6.3%	25.4%	-9.2%	5.1%	-12.1%	16.4%
Fire/EMS	-17.9%	11.2%	12.3%	-1.7%	-24.2%	25.3%	6.9%
Airport	34.3%	-3.0%	-32.2%	40.7%	21.1%	5.1%	0.0%
Total Revenue Percent Change:	-10.3%	-2.3%	21.1%	-6.9%	-9.3%	-2.4%	13.1%
Expense:							
Elected Officials	-21.3%	8.5%	21.4%	-9.8%	82.6%	2.2%	-1.8%
Community Development	4.0%	-11.2%	-14.0%	1.9%	11.7%	8.2%	46.6%
Administration	-27.6%	1.9%	-65.4%	-12.2%	1.5%	17.4%	77.0%
Finance	-42.0%	-27.8%	-1.0%	17.0%	29.2%	6.0%	0.9%
Human Resources	0.2%	-7.9%	-30.0%	44.0%	-50.4%	-37.7%	1.8%
Police	6.1%	-3.1%	-6.9%	5.1%	-4.0%	0.0%	4.1%
Animal Control							
Fire	10.3%	-0.1%	-10.4%	7.3%	-12.4%	22.7%	8.3%
Service Center	0.1%	-1.6%	-1.7%	5.2%	-4.1%	1.1%	-32.8%
Building Maintenance	13.1%	-4.0%	-17.1%	12.2%	-2.9%	34.1%	1.6%
Airport	-0.9%	0.9%	-14.9%	-46.6%	-18.6%	6.1%	15.6%
Municipal Grounds Maint.	-1.3%	-43.7%	1.3%	-0.6%	8.4%	2.5%	-18.0%
Total Expense Percent Change:	2.6%	-2.1%	-11.2%	4.8%	-4.4%	8.8%	8.8%

FY 2017-2018 Adopted Budget

General Fund

Account	Description	2012 Actual	2013 Actual	2014 Actual	2015 Actual (unaudited)	2016 Adopted	2016 Actual (unaudited)	2017 Adopted	2018 Adopted
GENERAL FUND REVENUES									
101-400-4001	Current Year Secured	237,096	389,130	297,019	305,612	300,000	324,451	300,000	325,000
101-400-4002	Prior Year Secured	35,203	24,941	2,789	9,890	25,000	1,606	10,000	10,000
101-400-4003	Supplemental Secured	8,920	13,658	19,109	18,983	20,000	14,213	20,000	20,000
101-400-4004	Current Year Unsecured	48,533	46,870	44,344	42,117	47,000	46,304	47,000	47,000
101-400-4005	Prior Year Unsecured	4,471	1,625	3,774	4,794	5,000	1,690	5,000	5,000
101-400-4006	Supplemental Unsecured	743	68	142	197	1,000	143	1,000	1,000
101-400-4007	Penalties & Interest	801	6,344	1,063	6,293	2,500	978	1,500	1,500
101-400-4008	Public Safety Pension	327,777	327,565	336,292	362,520	330,000	353,205	350,000	350,000
101-400-4009	Supplement Public Safety Pens.	527	812	1,023	3,842	3,000	3,272	3,000	3,000
101-400-4012	Property Tax in Lieu of VLF	1,341,066	1,303,289	1,337,964	1,384,359	1,350,000	1,431,028	1,430,000	1,430,000
101-400-4013	Triple Flip Property Tax	157,561	359,194	149,776	138,871	200,000	251,978	200,000	-
101-400-4014	RDA PassThru/Residual Distrib.	53,580	330,612	173,104	204,555	200,000	62,618	100,000	200,000
101-400-4101	Sales & Use Tax	908,633	625,784	605,295	725,999	680,000	732,436	700,000	748,000
101-400-4102	Public Safety Sales Tax	27,742	28,005	29,563	27,476	26,000	35,329	30,000	30,000
101-400-4103	Airplane Apportionment	3,324	5,355	2,653	2,761	2,500	2,691	2,700	2,700
101-400-4104	PG & E Franchise	46,356	48,267	50,609	62,821	50,000	60,635	60,000	60,000
101-400-4105	Coalinga CATV Franchise	18,482	22,836	20,195	17,470	20,000	9,315	-	-
101-400-4106	Transient Occupancy Tax	33,063	25,320	27,885	27,116	30,000	19,288	30,000	25,000
101-400-4107	Real Property Transfers	14,340	13,144	14,609	14,915	10,000	13,441	12,000	12,000
101-400-4108	Mid Valley Franchise Fees	250,327	249,990	249,497	228,961	265,000	241,513	265,000	265,000
101-400-4201	Business Licenses	96,502	102,973	122,056	117,173	120,000	98,115	120,000	120,000
101-400-4203	Animal Licenses	638	363	363	606	325	794	800	800
101-400-4204	Bicycle Licenses	3	4	-	36	50	35	50	50
101-400-4205	Building Permits	31,655	36,896	74,761	68,629	72,000	43,570	50,000	57,500
101-400-4206	Electrical Permits	1,916	1,948	5,534	7,708	2,000	2,500	2,500	-
101-400-4207	Plumbing Permits	2,444	2,513	14,528	11,553	5,000	2,325	2,500	-
101-400-4208	Mechanical Permits	4,274	2,181	4,407	6,660	3,000	1,490	2,500	-
101-400-4211	Local Gun Permits	7,023	7,129	4,001	4,086	4,000	1,707	4,000	4,000
101-400-4212	Encroachment Permits	275	225	325	375	500	375	500	500
101-400-4213	Residential Solar Permit Fees	1,170	700	2,840	7,109	3,500	13,800	10,000	10,000
101-400-4217	MMO Application Fees	-	-	-	-	-	-	-	45,000
101-400-4218	MMO Regulatory Permit Renewal	-	-	-	-	-	-	-	4,000
101-400-4219	MMO Revenue Raising Fee	-	-	-	-	-	-	-	433,000
101-400-4220	MMO Regulatory Licensing Fee	-	-	-	-	-	-	-	222,000
101-400-4301	Vehicle Code Fines	19,409	19,751	22,737	23,229	20,000	22,954	20,200	23,000
101-400-4302	Other Court Fines	1,117	1,120	1,419	306	1,000	285	1,000	1,000
101-400-4401	Interest Earned	8,241	317	148	536	500	15,689	500	500
101-400-4402	Land Rentals	31,500	33,715	34,482	35,298	35,000	27,562	25,000	45,000
101-400-4501	Motor Vehicle In Lieu Fees	39,668	9,796	8,107	7,831	10,000	6,669	10,000	10,000
101-400-4506	Homeowners Property Tax Relief	19,016	12,106	11,743	11,217	10,000	10,791	10,000	10,000
101-400-4521	P.O.S.T. Reimbursement	22,466	15,825	11,195	16,336	15,000	7,342	15,000	-
101-400-4525	ABC Grant	-	-	-	-	-	-	-	-
101-400-4537	Abandoned Veh. Abatement Pgm.	8,610	20,902	30,132	-	-	7,427	-	-
101-400-4602	Planning & Dev.Fees	3,936	15,052	9,775	15,286	8,000	17,902	10,000	25,000
101-400-4603	Planning Non-reimbursable Fees	5,680	2,075	1,000	-	-	-	-	-
101-400-4604	Plan Checking Fees	23,012	17,785	18,777	64,344	15,000	29,571	15,000	30,000
101-400-4605	Vacant Building Registration	14,250	7,800	4,050	4,800	4,000	2,250	2,000	2,000
101-400-4606	Yard Sale Permit	425	375	350	675	400	538	400	400
101-400-4607	Code Enforcement Citation Misc	400	300	815	100	300	550	500	1,000
101-400-4608	Weed & Lot Cleaning Fees	-	-	-	1,464	-	799	-	-
101-400-4609	Misc. Public Works Receipts	320	70	300	-	100	-	100	100
101-400-4612	Police Service Reimbursements	1,916	2,461	2,768	17,623	14,000	68,547	70,000	10,000
101-400-4613	Accident Report Fees	2,331	2,527	2,114	2,136	2,600	2,657	260	2,000
101-400-4614	Fingerprint Fees	12,113	10,673	10,378	9,740	10,000	12,738	12,000	16,000
101-400-4616	Miscellaneous Police Receipts	26,855	17,452	13,127	17,787	14,500	13,428	14,500	14,500
101-400-4617	Animal Shelter Fees	7,067	3,366	618	1,370	1,000	1,541	1,500	1,500
101-400-4620	Court Order Restitution	-	-	-	-	-	-	-	-

FY 2017-2018 Adopted Budget

General Fund

Account	Description	2012 Actual	2013 Actual	2014 Actual	2015 Actual	2016 Adopted	2016 Actual	2017 Adopted	2018 Adopted
101-400-4621	Building Inspection Services	812	3,949	-	-	-	-	-	-
101-400-4622	CHUSD Resource Officer Program	-	-	-	-	-	-	-	94,000
101-400-4623	WHCC Resource Officer Program	-	-	-	-	-	-	-	86,500
101-400-4625	Prop 40 Park Grant-Reimburse	-	-	-	27,106	-	-	-	-
101-400-4627	Claremont Custody Service Fee	-	-	-	-	-	-	-	-
101-400-4641	Claremont Allocation	-	-	-	-	-	-	-	-
101-400-4642	Water Enterprise Fund	235,260	235,260	235,260	235,260	235,260	235,260	235,260	235,260
101-400-4643	Natural Gas Enterprise Fund	144,534	144,534	144,534	144,534	144,534	144,534	144,534	144,534
101-400-4644	Sewer Enterprise Fund	235,960	235,960	235,960	235,960	235,960	235,960	235,960	235,960
101-400-4645	Sanitation Enterprise Fund	20,037	20,037	20,037	20,037	20,037	20,037	20,037	20,037
101-400-4647	RDA-Successor Agency AdmnAllow	166,934	88,530	68,983	113,345	70,000	56,873	70,000	19,995
101-400-4653	Police Service Fees to Gas Fund	-	-	-	326,000	326,000	326,000	-	-
101-400-4658	ICMA 401 Forfeiture	752,397	87,142	(697,315)	-	-	-	-	-
101-400-4666	General CIP Fund 140	-	-	904,498	-	300,000	300,000	-	-
101-400-4800	Property Sale-DOF Final Review	-	-	-	283,676	-	-	-	-
101-400-4801	Sale City Property (EDA Bldgs)	-	-	-	333,340	-	231,750	-	-
101-400-4802	Sale of City Property	-	-	-	70,256	-	-	-	-
101-400-4810	HOME Grant-Administrative Svc	-	-	-	-	-	5,934	5,000	5,000
101-400-4816	Miscellaneous Revenues	11,260	30,542	8,413	47,606	9,874	46,920	10,000	10,000
101-400-4630	Service Center Allocation	-	-	-	10,780	71,600	-	15,000	-
	Sub-Total	5,479,972	5,017,162	4,699,923	5,891,462	5,352,040	5,623,353	4,703,801	5,475,336
101-416-5601	OES-Forestry & Fire Protection	-	955	-	-	-	-	-	-
101-416-5602	OES-Response Reimbursement	-	65,278	221,791	257,295	110,000	-	-	-
101-416-5603	Fire-Homeland Security Grant	-	-	-	-	-	-	-	-
101-416-5604	Fire Department Fees	1,529	9,038	8,293	21,435	5,000	15,112	10,000	15,000
101-416-5651	Ambulance Receipts	1,768,141	1,365,220	1,385,821	1,338,342	1,550,000	1,326,427	1,550,000	1,550,000
101-416-5652	Fire/Amb Report Copy Reimb.	10	1,490	120	60	100	278	100	100
101-416-5653	Ambulance Contract-Fresno Co.	48,750	45,000	45,000	45,000	45,000	45,000	45,000	45,000
101-416-5654	Collections - Outsource Group	6,876	12,005	5,545	2,305	4,000	7,944	5,000	5,000
101-416-5656	GEMT Medicare Reimbursement	-	-	-	57,339	125,000	-	50,000	50,000
101-416-5657	GEMT-Retro Reimbursement	-	-	-	150,009	-	-	-	-
101-416-5658	IGT Funds (Personnel Cost)	-	-	-	-	-	-	645,171	800,000
	Sub-Total	1,825,307	1,498,986	1,666,570	1,871,786	1,839,100	1,394,761	2,305,271	2,465,100
101-435-4816	Miscellaneous Revenue	-	2,800	15,233	9,015	10,000	15,580	15,000	15,000
101-435-5502	Airport Building Lease	-	1,730	3,600	3,600	3,600	3,600	3,600	3,600
101-435-5504	Airport Fuel Sales	37,700	50,077	56,385	28,425	50,000	18,677	50,000	50,000
101-435-5505	Airport Hangar Leases	26,429	24,731	26,972	27,849	24,000	25,884	24,000	24,000
101-435-5506	Airport Tie Down Rentals	305	690	365	675	150	505	150	150
101-435-5507	Airport Overnight Parking Fee	-	25	-	5	100	-	100	100
101-435-5509	Federal Aviation Admn Grant	-	-	-	-	-	-	-	-
101-435-5510	State Airport Grant	14,310	25,690	-	-	10,000	20,000	10,000	10,000
	Sub-Total	78,744	105,743	102,555	69,569	97,850	84,246	102,850	102,850
	GENERAL FUND REVENUE TOTAL:	7,384,023	6,621,892	6,469,048	7,832,817	7,288,990	7,102,360	7,111,922	8,043,286

FY 2017-2018 Adopted Budget

General Fund

Account	Description	2012 Actual	2013 Actual	2014 Actual	2015 Actual	2016 Adopted	2016 Actual	2017 Adopted	2018 Adopted
GENERAL FUND EXPENSES									
Elected Officials									
101-401-6001	Salaries Regular	3,986	4,460	584	90	-	5,706	2,478	-
101-401-6002	Salaries Part Time	21,953	27,542	28,007	26,856	32,599	34,916	31,200	31,200
101-401-6200	Retirement CALPERS	-	142	60	-	-	389	162	-
101-401-6201	Retirement 401A	558	292	-	-	-	-	-	-
101-401-6202	Medical/Life Insurance	32,946	48,379	54,041	50,696	46,790	41,364	43,175	42,568
101-401-6203	Social Security FICA	1,344	1,651	1,419	1,313	2,021	2,250	2,088	1,934
101-401-6204	Medicare Insurance	314	387	332	307	473	527	488	452
101-401-6205	Disability Income Insurance	74	41	-	48	-	91	-	-
101-401-6206	Deferred Comp - 457 Retirement	60	63	13	-	-	25	25	-
101-401-6207	Workers Comp. Insurance	1,706	1,126	2,330	497	1,923	1,033	1,841	1,841
101-401-6220	Retirement CalPERS UL	-	-	-	-	-	-	-	-
101-401-9002	Unemployment Claims	-	-	-	-	-	-	25	-
	Personnel Cost:	62,940	84,083	86,787	79,806	83,806	86,301	81,482	77,995
101-401-7001	Office Supplies	2,068	2,101	1,214	1,170	1,500	1,445	1,500	1,700
101-401-7003	Postage & Freight Out	75	44	36	99	50	75	50	100
101-401-7004	Printing & Binding	-	247	68	115	75	-	575	575
101-401-7007	Video Equipment & Supplies	-	1,976	-	-	500	500	500	500
101-401-7020	Council Audio/Video Supply	-	-	-	94	200	200	200	200
101-401-7044	Miscellaneous Supplies	-	331	-	-	-	-	-	-
101-401-8401	Office Equip Repairs & Maint	-	-	-	-	-	-	-	300
101-401-8601	Training, Travel, & Conference	1,306	2,604	1,976	2,549	1,500	5,804	6,000	6,000
101-401-8603	Subs., Dues, & Publications	12,742	8,113	6,312	11,107	6,500	6,340	7,500	5,000
101-401-8801	City Attorney Fees	130,004	60,763	86,666	138,817	100,000	301,166	125,000	125,000
101-401-8802	Outside Attorney Fees	6,064	1,108	-	2,500	25,000	-	-	-
101-401-8810	Professional Services	6,524	6,108	4,950	6,334	5,000	6,633	5,000	7,200
101-401-8821	Centennial 2006 Celebration	739	-	-	-	-	-	-	-
101-401-9001	Liability & Property Insurance	3,205	1,433	1,943	575	1,600	885	1,600	1,800
101-401-9005	Public Event Insurance	-	116	-	-	-	-	-	-
101-401-9206	Election Expense	-	4,847	-	5,804	-	-	-	-
101-401-9208	Fireworks Display	14,500	14,500	14,865	-	-	-	-	-
101-401-9211	Employee Christmas Party	-	-	-	-	-	-	-	-
101-401-9803	Office Furniture & Equipment	1,103	1,464	1,247	1,206	-	2,805	1,310	300
	O & M Cost:	178,329	105,756	119,277	170,370	141,925	325,853	149,235	148,675
401 TOTAL:		241,269	189,839	206,063	250,176	225,731	412,154	230,717	226,670

FY 2017-2018 Adopted Budget

General Fund

Account	Description	2012 Actual	2013 Actual	2014 Actual	2015 Actual	2016 Adopted	2016 Actual	2017 Adopted	2018 Adopted
Community Development									
(Merged prior divisions: Code Enforcement & Building Inspection)									
101-404-6001	Salaries Regular	201,079	205,165	189,013	148,268	152,960	141,220	182,631	173,629
101-404-6002	Salaries Part Time	2,900	3,750	9,353	12,581	11,190	6,265	-	-
101-404-6003	Overtime	199	-	-	-	-	-	-	100
101-404-6005	Salaries Cash Out	-	1,325	1,325	2,180	3,500	652	3,500	2,000
101-404-6200	Retirement CALPERS	-	7,079	14,520	11,769	12,252	12,357	14,881	14,049
101-404-6201	Retirement 401A	27,673	14,351	-	-	-	-	-	-
101-404-6202	Medical/Life Insurance	28,321	35,239	35,169	29,950	29,729	27,507	33,532	31,561
101-404-6203	Social Security FICA	12,739	12,986	11,957	9,640	10,177	8,942	11,323	10,765
101-404-6204	Medicare Insurance	2,979	3,037	2,796	2,255	2,380	2,091	2,648	2,518
101-404-6205	Disability Income Insurance	280	133	-	169	-	313	-	-
101-404-6206	Deferred Comp - 457 Retirement	6,319	6,746	3,382	1,580	2,294	3,260	2,740	2,604
101-404-6207	Workers Comp. Insurance	12,773	8,156	16,076	6,179	9,685	26,650	10,775	10,244
101-404-6220	Retirement CalPERS UL	-	-	-	-	1,530	-	-	-
101-404-9002	Unemployment Claims	17	-	-	-	1,530	-	1,826	1,736
	Personnel Cost:	295,279	297,966	283,592	224,572	237,227	229,257	263,856	249,206
101-404-7001	Office Supplies	2,538	3,350	2,589	2,912	2,000	3,054	2,000	1,500
101-404-7003	Postage & Freight Out	2,330	2,220	1,384	2,672	2,000	1,064	2,000	2,500
101-404-7004	Printing & Binding	28	13	-	174	300	188	150	150
101-404-7006	Small Tools & Equipment	810	726	364	-	200	496	200	200
101-404-7010	Uniforms	335	-	398	394	400	379	550	1,000
101-404-7016	Gasoline & Diesel	838	1,238	2,639	2,307	2,800	1,970	2,100	2,100
101-404-7020	Planning Audio/Video Supply	-	106	-	-	100	-	100	100
101-404-7203	Telephone	1,202	1,146	1,169	1,125	1,100	1,614	1,400	1,400
101-404-8401	Office Equip Repairs & Maint	786	283	-	-	-	751	2,500	2,400
101-404-8406	Vehicle Repairs/Maintenance	241	1,822	519	1,026	1,000	2,716	1,800	1,800
101-404-8601	Training, Travel, & Conference	987	645	428	169	700	907	700	3,000
101-404-8603	Subs., Dues, & Publications	6,516	5,915	8,427	6,778	8,200	4,208	6,000	5,000
101-404-8650	Planning-Reimbursable Fees	1,127	17,833	3,089	5,803	8,000	17,415	6,000	20,000
101-404-8651	Planning Dept Non-reimbursable	6,214	10,110	-	-	-	-	-	-
101-404-8804	Computer Programming/Consult.	6,771	6,399	680	362	-	-	5,500	1,680
101-404-8809	General Engineering	-	-	-	-	2,000	794	2,000	2,000
101-404-8810	Professional Services	1,790	1,970	1,995	3,903	2,100	19,948	3,100	5,000
101-404-8812	Reimbursable Plan Check Fee	1,085	140	1,099	10,985	1,500	13,683	2,000	5,000
101-404-8816	Housing Element	7,807	-	76	10,540	10,015	10,440	-	-
101-404-8818	MMO Professional Services	-	-	-	-	-	-	-	140,000
101-404-9001	Liability & Property Insurance	11,672	10,448	13,387	3,026	2,000	5,779	2,000	2,000
101-404-9208	Miscellaneous Expense	169	164	113	66	300	204	1,000	1,000
101-404-9803	Office Furniture & Equipment	-	113	-	-	-	-	-	-
	O & M Cost:	53,244	64,640	38,354	52,241	44,715	85,610	41,100	197,830
404 TOTAL:		348,523	362,606	321,946	276,812	281,942	314,867	304,956	447,036

FY 2017-2018 Adopted Budget

General Fund

Account	Description	2012 Actual	2013 Actual	2014 Actual	2015 Actual	2016 Adopted	2016 Actual	2017 Adopted	2018 Adopted
Administrative Services									
101-405-6001	Salaries Regular	189,241	110,365	142,943	22,353	14,768	17,535	23,284	67,457
101-405-6002	Salaries Part Time	-	-	893	2,489	1,399	1,286	-	-
101-405-6005	Salaries Cash Outs	8,387	4,046	-	103	120	162	233	675
101-405-6200	Retirement CALPERS	-	3,039	5,205	1,825	1,183	1,405	1,949	5,679
101-405-6201	Retirement 401A	11,950	9,114	-	-	-	-	-	-
101-405-6202	Medical/Life Insurance	11,667	11,187	7,613	3,797	2,532	2,962	4,892	12,022
101-405-6203	Social Security FICA	8,854	5,379	7,072	1,451	1,002	639	1,444	4,182
101-405-6204	Medicare Insurance	2,894	1,674	1,654	339	234	150	338	978
101-405-6205	Disability Income Insurance	874	212	272	80	100	-	100	100
101-405-6206	Deferred Comp - 457 Retirement	266	256	91	134	200	273	699	2,024
101-405-6207	Workers Comp. Insurance	12,834	5,978	5,251	(255)	954	557	1,374	3,980
101-405-6220	Retirement CalPERS UL	-	-	-	-	148	-	-	-
101-405-8205	Car Allowance	1,000	-	-	-	-	-	-	-
101-405-9002	Unemployment Claims	-	-	-	-	148	60	233	675
	Personnel Cost:	247,967	151,251	170,994	32,316	22,788	25,029	34,546	97,772
101-405-7001	Office Supplies	1,991	2,608	1,715	1,616	1,000	1,724	1,000	2,100
101-405-7003	Postage & Freight Out	211	286	143	398	150	115	75	105
101-405-7004	Printing & Binding	43	96	34	-	50	43	50	112
101-405-7016	Gasoline & Diesel	4,737	4,476	1,607	1,335	1,200	856	1,200	1,200
101-405-7020	Council Audio/Video Supply	-	-	-	-	-	-	-	200
101-405-7044	Miscellaneous Supplies	-	-	-	-	-	-	-	-
101-405-7601	General Advertising	-	-	-	-	-	-	-	10,000
101-405-8401	Office Equip Repairs & Maint	-	-	76	-	100	-	100	600
101-405-8406	Vehicle Parts, Repairs & Maint	330	874	662	256	500	834	250	250
101-405-8601	Training, Travel, & Conference	2,982	1,138	1,124	893	1,000	33	1,500	4,200
101-405-8603	Subs., Dues, & Publications	10,217	22,090	12,332	11,397	10,000	10,637	11,000	16,000
101-405-8802	Outside Attorney Fees	952	-	-	-	-	-	-	-
101-405-8804	Computer Programming/Consult.	2,832	2,817	26,329	26,751	26,500	27,084	26,500	5,200
101-405-8810	Professional Services	37	-	-	100	-	32	-	-
101-405-9001	Liability & Property Insurance	11,725	8,230	4,458	(37)	2,600	558	1,300	1,300
101-405-9004	Claims & Judgments	-	3,414	-	-	-	-	-	-
101-405-9208	Miscellaneous Expense	9	-	125	-	-	-	-	-
101-405-9209	Settlement Agreement	14,050	-	-	-	-	-	-	-
101-405-9803	Office Furniture & Equipment	1,303	19,355	1,247	1,407	1,250	1,206	1,310	500
	O & M Cost:	51,419	65,385	49,852	44,116	44,350	43,122	44,285	41,767
405 TOTAL:		299,386	216,635	220,846	76,433	67,138	68,151	78,831	139,539

FY 2017-2018 Adopted Budget

General Fund

Account	Description	2012 Actual	2013 Actual	2014 Actual	2015 Actual	2016 Adopted	2016 Actual	2017 Adopted	2018 Adopted
Finance									
101-406-6001	Salaries Regular	113,650	55,698	39,024	37,065	39,079	36,234	44,690	44,432
101-406-6002	Salaries Part Time	-	-	-	-	-	-	-	-
101-406-6003	Salaries Overtime	47	141	69	291	500	173	500	700
101-406-6005	Salaries Cash Outs	290	180	180	-	500	398	500	500
101-406-6200	Retirement CALPERS	-	1,298	2,982	2,991	3,130	2,674	3,624	3,312
101-406-6201	Retirement 401A	15,712	5,059	-	-	-	-	-	-
101-406-6202	Medical/Life Insurance	14,835	11,975	8,278	6,520	6,104	7,016	7,503	9,359
101-406-6203	Social Security FICA	5,827	3,236	2,224	2,291	2,423	2,339	2,771	2,755
101-406-6204	Medicare Insurance	1,576	757	520	536	567	547	648	644
101-406-6205	Disability Income Insurance	250	46	116	111	100	135	100	100
101-406-6206	Deferred Comp - 457 Retirement	1,422	1,039	410	330	500	449	500	500
101-406-6207	Workers Comp. Insurance	8,438	2,983	3,087	937	2,306	1,364	2,637	2,621
101-406-6220	Retirement CalPERS UL	-	-	-	-	391	-	-	-
101-406-9002	Unemployment Claims	3,184	313	876	-	391	1,800	447	444
	Personnel Cost:	165,232	82,723	57,765	51,071	55,991	53,129	63,920	65,367
101-406-7001	Office Supplies	1,590	2,547	1,206	1,025	1,300	1,330	1,300	1,300
101-406-7003	Postage & Freight Out	4,235	4,120	2,439	3,672	3,000	1,506	3,000	3,000
101-406-7004	Printing & Binding	2,874	3,108	1,645	2,257	2,300	3,254	3,150	3,150
101-406-7203	Telephone	235	197	223	55	200	48,112	200	200
101-406-8204	Office Equipment Rental	1,119	1,118	1,111	839	1,200	1,111	1,200	1,200
101-406-8401	Office Equip Repairs & Maint	2,435	1,359	1,710	2,021	1,700	2,083	1,700	1,700
101-406-8601	Training, Travel, & Conference	11	105	75	3	150	492	1,000	1,000
101-406-8603	Subs., Dues, & Publications	464	300	300	300	300	300	300	300
101-406-8803	Accounting/Auditing	26,397	21,015	20,760	20,100	30,000	14,235	30,000	30,000
101-406-8804	Computer Programming/Consult.	17,574	28,700	28,635	19,990	20,000	33,201	20,000	20,000
101-406-8810	Professional Services	-	17,823	-	12,603	19,000	18,032	19,000	19,000
101-406-9001	Liability & Property Insurance	80,628	5,725	3,280	1,972	3,200	2,507	3,200	3,200
101-406-9209	Taxes, Licenses, & Fees	25,229	21,454	18,336	20,235	21,000	26,525	21,000	21,000
	O & M Cost:	162,791	107,572	79,721	85,072	103,350	152,688	105,050	105,050
406 TOTAL:		328,023	190,296	137,486	136,143	159,341	205,817	168,970	170,417

FY 2017-2018 Adopted Budget

General Fund

Account	Description	2012 Actual	2013 Actual	2014 Actual	2015 Actual	2016 Adopted	2016 Actual	2017 Adopted	2018 Adopted
Human Resources									
101-408-6001	Salaries Regular	137,287	131,218	108,577	88,272	113,465	61,171	58,537	60,596
101-408-6002	Salaries Part Time	4,388	-	-	2,669	9,383	984	-	-
101-408-6003	Salaries Overtime	-	-	-	828	3,000	1,045	5,000	5,000
101-408-6005	Salaries Cash Outs	-	-	-	1,405	1,500	515	1,500	1,500
101-408-6200	Retirement CALPERS	-	3,786	8,385	7,558	9,089	4,623	4,900	4,577
101-408-6201	Retirement 401A	18,752	10,079	-	-	-	-	-	-
101-408-6202	Medical/Life Insurance	18,763	18,713	18,708	22,221	25,180	8,133	6,114	6,046
101-408-6203	Social Security FICA	8,577	7,797	6,405	6,138	7,617	3,839	3,629	3,757
101-408-6204	Medicare Insurance	2,006	1,823	1,498	1,436	1,781	924	849	879
101-408-6205	Disability Income Insurance	1,366	1,011	639	713	700	175	700	700
101-408-6206	Deferred Comp - 457 Retirement	2,209	511	48	1,768	5,200	1,518	5,200	5,200
101-408-6207	Workers Comp. Insurance	8,452	8,492	8,052	2,127	7,248	4,036	3,454	3,575
101-408-6220	Retirement CalPERS UL	-	-	-	-	1,135	-	-	-
101-408-9002	Unemployment Claims	3,474	1,544	-	-	1,135	-	585	606
Personnel Cost:		205,274	184,973	152,311	135,135	186,433	86,963	90,468	92,436
101-408-7001	Office Supplies	972	1,624	1,101	1,340	919	1,208	919	1,200
101-408-7003	Postage & Freight Out	610	474	306	331	353	761	450	450
101-408-7004	Printing & Binding	(78)	47	(15)	-	424	555	1,424	2,200
101-408-8401	Office Equip Repairs & Maint	1,968	2,078	2,309	1,576	1,131	1,870	1,700	2,200
101-408-8601	Training, Travel, & Conference	1,057	213	535	602	848	471	1,200	1,200
101-408-8603	Subs., Dues, & Publications	44	276	44	44	389	189	389	389
101-408-8804	Computer Program & Consulting	1,388	1,587	55	-	1,272	600	1,272	865
101-408-8806	Medical General	4,620	4,963	210	1,203	5,655	1,470	6,655	6,655
101-408-8810	Professional Services	2,077	2,040	1,387	2,140	1,626	-	5,334	5,334
101-408-8901	Personnel Advertising	448	4,454	9,549	649	1,414	850	1,414	1,414
101-408-8902	Interview Expenses	176	62	-	-	71	130	71	71
101-408-8903	Employee Competency Testing	-	-	2,783	-	-	-	-	-
101-408-8904	Physical w/Drug & Alcohol Test	2,925	8,493	10,993	3,492	5,655	2,000	10,604	10,604
101-408-8905	Polygraphs	900	4,125	1,270	1,350	2,000	600	2,000	1,600
101-408-8906	Psychological Evaluation	4,855	6,600	16,010	3,000	3,000	3,300	3,000	3,000
101-408-8907	Fingerprinting Expense	1,235	1,795	4,177	503	990	1,269	1,800	1,600
101-408-8908	Background Investigations Exp	2,050	4,800	9,900	-	3,000	3,250	3,000	3,000
101-408-9001	Liability & Property Insurance	7,724	10,074	6,827	2,419	6,234	4,393	6,234	6,234
O & M Cost:		32,970	53,706	67,441	18,649	34,981	22,916	47,466	48,016
408 TOTAL:		238,244	238,679	219,751	153,784	221,414	109,879	137,934	140,452

FY 2017-2018 Adopted Budget

General Fund

Account	Description	2012 Actual	2013 Actual	2014 Actual	2015 Actual	2016 Adopted	2016 Actual	2017 Adopted	2018 Adopted
Police Department									
101-413-6001	Salaries Regular	1,555,821	1,659,288	1,552,397	1,566,641	1,598,989	1,523,482	1,608,181	1,615,782
101-413-6002	Salaries Part Time	59,960	45,943	19,196	25,455	50,820	33,865	50,002	37,539
101-413-6003	Salaries Overtime	180,663	271,589	256,231	234,898	210,000	260,992	210,000	250,000
101-413-6004	Salaries Overtime Training	416	713	-	-	-	-	-	-
101-413-6005	Salaries Cash Outs	18,500	28,245	36,948	6,834	20,000	33,986	20,000	39,574
101-413-6200	Retirement CALPERS	-	83,474	162,406	166,854	177,311	155,610	174,281	178,669
101-413-6201	Retirement 401A	199,686	145,548	15,631	14,259	8,333	72	-	-
101-413-6202	Medical/Life Insurance	245,616	281,708	309,463	307,876	324,964	291,141	333,579	324,813
101-413-6203	Social Security FICA	110,118	121,715	110,797	112,023	102,288	111,217	102,870	102,506
101-413-6204	Medicare Insurance	25,754	28,922	25,939	26,199	23,922	26,011	24,044	23,973
101-413-6205	Disability Income Insurance	1,456	1,180	970	1,134	1,009	5	1,009	1,009
101-413-6206	Deferred Comp - 457 Retirement	16,529	15,089	2,824	15,301	15,990	17,152	16,082	16,158
101-413-6207	Workers Comp. Insurance	122,754	107,076	164,821	84,624	97,339	102,443	97,833	97,546
101-413-6208	Uniform Allowance	30,200	16,760	1,200	17,090	30,200	14,400	30,600	30,400
101-413-6220	Retirement CalPERS UL	-	-	-	-	15,990	-	-	-
101-413-9002	Unemployment Claims	22,950	12,456	81	28	15,990	(361)	16,082	16,158
Personnel Cost:		2,590,421	2,819,706	2,658,904	2,579,215	2,693,145	2,570,015	2,684,500	2,734,127
101-413-7001	Office Supplies	8,880	9,154	8,332	6,078	8,000	8,947	8,000	7,000
101-413-7003	Postage & Freight Out	3,480	1,774	2,024	2,004	2,000	2,272	2,000	2,000
101-413-7004	Printing & Binding	3,813	2,663	468	960	600	3,245	1,000	3,000
101-413-7006	Small Tools & Equipment	3,623	3,619	2,236	2,467	2,000	2,600	2,000	1,000
101-413-7007	Audio/Video Equip. & Supplies	369	1,708	241	594	500	-	500	500
101-413-7010	Uniforms-Safety Equipment	4,433	12,723	38,421	7,605	5,500	15,437	6,000	10,000
101-413-7016	Gasoline & Diesel	96,948	93,579	90,495	76,979	85,000	65,261	85,000	65,000
101-413-7028	Shelter Food/Supplies	12,010	8,526	4,203	9,422	9,000	3,855	9,000	-
101-413-7029	Canine Food/Supplies	-	807	-	-	-	-	-	-
101-413-7038	Inmate Food/Jail Supplies	1,416	1,607	1,852	1,465	1,500	1,669	1,500	1,500
101-413-7044	Miscellaneous Supplies	1,430	1,549	1,617	1,888	1,000	2,210	1,000	15,000
101-413-7201	Water, Gas, Sanitation & Sewer	1,013	1,415	1,324	1,991	1,500	1,700	1,500	1,500
101-413-7202	Electric	5,727	4,742	6,300	3,372	5,000	228	5,000	5,000
101-413-7203	Telephone	19,474	19,156	18,469	16,664	19,000	17,822	19,000	32,000
101-413-8401	Office Equip Repairs & Maint	1,678	365	668	762	1,000	2,286	1,500	2,000
101-413-8402	Major Equip Repairs & Maint.	372	877	259	431	300	683	500	500
101-413-8403	Buildings Repairs & Maint.	1,515	9,722	5,451	3,016	5,000	7,917	5,000	8,000
101-413-8406	Vehicle Parts, Repairs & Maint	27,540	33,515	30,126	28,326	25,000	46,647	25,000	30,000
101-413-8408	Skunk Control Supplies & Maint	-	3,077	90	423	1,000	266	1,000	-
101-413-8601	Training, Travel, & Conference	16,145	14,610	27,877	39,496	25,000	28,852	30,000	30,000
101-413-8603	Subs., Dues, & Publications	4,366	4,322	2,350	2,373	2,000	2,490	2,000	2,000
101-413-8804	Computer Programming/Consult.	7,246	9,320	5,074	6,805	5,000	7,599	5,000	70,000
101-413-8808	Laboratory	1,356	563	3,759	3,347	2,500	4,173	3,000	4,000
101-413-8810	Professional Services	66,786	54,477	35,774	53,509	25,000	40,264	25,000	25,000
101-413-8811	2011 Homeland Security Grant	4,312	-	-	-	-	-	-	-
101-413-9001	Liability & Property Insurance	112,177	91,794	126,589	32,442	95,000	65,445	95,000	95,000
101-413-9004	Settlements & Judgments	6,536	4,970	4,639	-	6,000	720	6,000	6,000
101-413-9007	Investigative Expenses	13,313	16,001	14,926	15,621	15,000	19,147	15,000	15,000
101-413-9212	Booking Fees	158	-	335	36	1,500	-	1,500	1,500
101-413-9803	Office Furniture & Equipment	1,385	1,024	799	575	750	1,023	1,500	1,500
101-413-9804	Major Machinery & Equipment	23,731	(1,442)	31,001	11,830	15,000	14,060	15,000	15,000
101-413-9805	Capital Purchases	-	-	-	-	-	-	-	-
O & M Cost:		451,230	406,218	465,699	330,480	365,650	366,818	373,500	449,000
413 TOTAL:		3,041,652	3,225,924	3,124,602	2,909,695	3,058,795	2,936,833	3,058,000	3,183,127
Animal Control									
101-415-6001	Salaries Regular	-	-	-	-	-	-	-	41,182
101-415-6002	Salaries Part Time	-	-	-	-	-	-	-	16,620
101-415-6003	Salaries Overtime	-	-	-	-	-	-	-	-
101-415-6004	Salaries Overtime Training	-	-	-	-	-	-	-	-
101-415-6005	Salaries Cash Outs	-	-	-	-	-	-	-	-
101-415-6200	Retirement CALPERS	-	-	-	-	-	-	-	3,467
101-415-6201	Retirement 401A	-	-	-	-	-	-	-	-
101-415-6202	Medical/Life Insurance	-	-	-	-	-	-	-	12,498

FY 2017-2018 Adopted Budget

General Fund

Account	Description	2012 Actual	2013 Actual	2014 Actual	2015 Actual	2016 Adopted	2016 Actual	2017 Adopted	2018 Adopted
101-415-6203	Social Security FICA	-	-	-	-	-	-	-	3,584
101-415-6204	Medicare Insurance	-	-	-	-	-	-	-	838
101-415-6205	Disability Income Insurance	-	-	-	-	-	-	-	-
101-415-6206	Deferred Comp - 457 Retirement	-	-	-	-	-	-	-	-
101-415-6207	Workers Comp. Insurance	-	-	-	-	-	-	-	3,410
101-415-6208	Uniform Allowance	-	-	-	-	-	-	-	750
101-415-6220	Retirement CalPERS UL	-	-	-	-	-	-	-	-
101-415-9002	Unemployment Claims	-	-	-	-	-	-	-	-
Personnel Cost:		-	-	-	-	-	-	-	82,349
101-415-7001	Office Supplies	-	-	-	-	-	-	-	1,000
101-415-7003	Postage & Freight Out	-	-	-	-	-	-	-	-
101-415-7004	Printing & Binding	-	-	-	-	-	-	-	500
101-415-7006	Small Tools & Equipment	-	-	-	-	-	-	-	1,000
101-415-7007	Audio/Video Equip. & Supplies	-	-	-	-	-	-	-	-
101-415-7010	Uniforms-Safety Equipment	-	-	-	-	-	-	-	-
101-415-7016	Gasoline & Diesel	-	-	-	-	-	-	-	8,500
101-415-7028	Shelter Food/Supplies	-	-	-	-	-	-	-	14,000
101-415-7044	Miscellaneous Supplies	-	-	-	-	-	-	-	-
101-415-7201	Water, Gas, Sanitation & Sewer	-	-	-	-	-	-	-	750
101-415-7202	Electric	-	-	-	-	-	-	-	1,250
101-415-7203	Telephone	-	-	-	-	-	-	-	1,000
101-415-8401	Office Equip Repairs & Maint	-	-	-	-	-	-	-	-
101-415-8402	Major Equip Repairs & Maint.	-	-	-	-	-	-	-	-
101-415-8403	Buildings Repairs & Maint.	-	-	-	-	-	-	-	10,000
101-415-8406	Vehicle Parts, Repairs & Maint	-	-	-	-	-	-	-	5,000
101-415-8408	Skunk Control Supplies & Maint	-	-	-	-	-	-	-	-
101-415-8601	Training, Travel, & Conference	-	-	-	-	-	-	-	5,000
101-415-8603	Subs., Dues, & Publications	-	-	-	-	-	-	-	750
101-415-8804	Computer Programming/Consult.	-	-	-	-	-	-	-	5,000
101-415-8808	Laboratory	-	-	-	-	-	-	-	500
101-415-8810	Professional Services	-	-	-	-	-	-	-	10,000
101-415-9001	Liability & Property Insurance	-	-	-	-	-	-	-	1,000
101-415-9004	Settlements & Judgments	-	-	-	-	-	-	-	-
101-415-9007	Investigative Expenses	-	-	-	-	-	-	-	-
101-415-9803	Office Furniture & Equipment	-	-	-	-	-	-	-	2,000
101-415-9804	Major Machinery & Equipment	-	-	-	-	-	-	-	2,500
101-415-9805	Capital Purchase	-	-	-	-	-	-	-	-
O & M Cost:		-	-	-	-	-	-	-	69,750
415 TOTAL:		-	-	-	-	-	-	-	152,099.00

FY 2017-2018 Adopted Budget

General Fund

Account	Description	2012 Actual	2013 Actual	2014 Actual	2015 Actual	2016 Adopted	2016 Actual	2017 Adopted	2018 Adopted
Fire Department									
101-416-6001	Salaries Regular	952,999	1,134,576	1,149,481	1,084,834	1,064,424	878,112	1,147,386	1,180,417
101-416-6002	Salaries Part Time	96,841	136,552	38,612	21,899	120,000	54,164	120,000	120,000
101-416-6003	Salaries Overtime	316,931	299,895	333,921	395,248	370,967	447,125	370,967	350,000
101-416-6005	Salaries Cash Outs	-	1,495	-	-	5,000	-	5,000	57,852
101-416-6200	Retirement CALPERS	-	66,456	132,977	125,619	133,926	100,136	129,919	136,550
101-416-6201	Retirement 401A	176,328	106,855	13,592	10,861	-	-	-	-
101-416-6202	Medical/Life Insurance	169,398	212,409	245,617	238,485	269,208	187,267	296,119	235,488
101-416-6203	Social Security FICA	83,883	95,660	92,425	91,247	71,946	85,175	74,408	79,138
101-416-6204	Medicare Insurance	19,618	22,372	21,616	21,340	17,174	19,920	18,377	18,856
101-416-6205	Disability Income Insurance	70	717	911	1,130	1,100	238	-	-
101-416-6206	Deferred Comp - 457 Retirement	28,834	30,480	26,786	25,087	30,000	20,792	30,000	30,000
101-416-6207	Workers Comp. Insurance	86,479	87,255	140,812	43,801	69,881	77,029	74,776	76,725
101-416-6208	Uniform Allowance	39,543	20,250	28,500	13,500	30,000	12,000	34,500	31,500
101-416-6220	Retirement CalPERS UL	-	-	-	-	10,644	-	-	-
101-416-9002	Unemployment Claims	900	15,592	5,544	5,993	10,644	10,439	11,474	11,804
	Personnel Cost:	1,971,824	2,230,564	2,230,793	2,079,043	2,204,914	1,892,397	2,312,926	2,328,330
101-416-7001	Office Supplies	898	2,113	2,516	1,648	1,700	1,022	1,700	1,700
101-416-7003	Postage & Freight Out	113	386	204	168	200	135	200	200
101-416-7004	Printing & Binding	435	-	-	-	-	-	-	100
101-416-7005	Education Materials & Supplies	-	1,087	3,258	2,714	3,700	770	3,700	3,700
101-416-7006	Small Tools & Equipment	1,506	5,382	1,037	907	1,000	226	1,000	1,000
101-416-7007	Audio/Video Equipment Supplies	-	-	54	16	100	-	100	100
101-416-7010	Uniforms (Turnout Gear)	27,418	8,131	6,977	7,825	20,000	912	20,000	20,000
101-416-7016	Gasoline & Diesel	90,579	102,786	83,000	63,026	80,000	43,176	80,000	80,000
101-416-7044	Miscellaneous Supplies	808	1,099	1,592	305	700	1,680	700	700
101-416-7045	Station Supplies	1,338	3,021	2,618	2,770	1,500	2,580	1,500	1,500
101-416-7201	Water, Gas, Sanitation & Sewer	6,818	7,386	6,937	4,840	7,000	10,954	7,000	7,000
101-416-7202	Electric	16,134	17,989	19,299	21,655	15,000	18,382	15,000	18,500
101-416-7203	Telephone	3,472	4,875	5,028	4,915	4,500	6,444	6,000	14,000
101-416-7500	Medical Equipment & Supplies	29,333	49,834	38,256	45,347	39,000	34,008	39,000	39,000
101-416-7501	Meals-Ambulance Runs	1,925	4,950	1,970	1,570	2,000	2,430	2,000	2,000
101-416-7502	EMS-Linens	5,257	4,875	3,465	3,324	4,000	4,192	4,000	4,000
101-416-7503	Tuition Reimbursement	3,507	2,815	2,502	200	5,000	1,274	5,000	5,000
101-416-7504	Ambulance Billing Contract	46,763	55,483	54,934	43,187	45,000	78,230	57,000	57,000
101-416-7505	EMS-Billing Refunds	20,130	11,407	5,847	24,641	5,000	20,877	-	-
101-416-7506	Mandated Annual Service	-	-	-	10,718	25,000	16,166	25,000	25,000
101-416-8401	Office Equip Repairs & Maint	673	1,592	548	703	500	646	500	3,900
101-416-8402	Major Equip Repairs & Maint.	6,862	11,009	3,426	2,819	3,500	126	3,500	3,500
101-416-8403	Buildings Repairs & Maint.	6,809	10,171	11,754	13,723	5,000	8,570	5,000	13,000
101-416-8405	Grounds Repairs & Maint.	1,474	1,414	361	1,511	500	364	500	500
101-416-8406	Vehicle Parts, Repairs & Maint	58,129	98,258	44,106	47,125	60,000	77,214	60,000	60,000
101-416-8407	Misc. Repairs & Maint.	3,096	3,065	166	194	500	218	500	500
101-416-8601	Training, Travel, & Conference	1,525	4,965	6,777	2,867	6,000	1,446	6,000	6,000
101-416-8603	Subs., Dues, & Publications	2,128	4,037	1,492	2,963	2,000	503	2,000	2,000
101-416-8604	Required Certification Train	3,042	4,992	5,102	3,200	5,500	2,758	5,500	5,500
101-416-8804	Computer Programming/Consult.	3,717	4,621	4,717	688	500	1,443	500	3,000
101-416-8810	Professional Services	6,414	11,560	8,759	643	1,500	16,411	8,000	8,000

FY 2017-2018 Adopted Budget

General Fund

Account	Description	2012 Actual	2013 Actual	2014 Actual	2015 Actual	2016 Adopted	2016 Actual	2017 Adopted	2018 Adopted
101-416-9001	Liability & Property Insurance	79,030	89,467	101,600	21,744	74,770	53,833	74,770	74,770
101-416-9004	Settlements & Judgements	51,312	-	2,546	357	-	206	-	-
101-416-9208	Volunteer Firefighter Stipend	3,360	3,360	-	-	-	-	-	-
101-416-9209	Firefighter's Assn Stipend	-	2,000	-	-	2,000	126	2,000	2,000
101-416-9701	Ambulance Principal Payment	45,458	-	-	-	-	-	-	-
101-416-9702	Ambulance Interest Payment	5,992	-	-	-	-	-	-	-
101-416-9705	Fire Engine Principal Payment	33,393	35,193	37,090	39,089	41,196	39,089	84,962	-
101-416-9706	Fire Engine Interest Payment	16,658	13,030	11,133	9,134	7,027	9,658	7,027	-
101-416-9707	2007 KME Fire Engine Principal	-	-	-	54,028	20,096	20,187	66,810	-
101-416-9708	2007 KME Fire Engine Interest	-	-	-	5,844	4,420	4,327	4,420	-
101-416-9803	Office Furniture & Equipment	-	-	-	-	-	-	-	-
101-416-9804	Major Machinery & Equipment	-	8,765	110,151	-	10,000	-	10,000	10,000
101-416-9843	Gas Fund Loan Payment	-	-	-	-	-	-	402,105	800,000
	O & M Cost:	585,507	591,118	589,221	446,411	505,409	480,583	1,012,994	1,273,170
416 TOTAL:		2,557,331	2,821,682	2,820,014	2,525,455	2,710,323	2,372,980	3,325,920	3,601,500

FY 2017-2018 Adopted Budget

General Fund

Account	Description	2012 Actual	2013 Actual	2014 Actual	2015 Actual	2016 Adopted	2016 Actual	2017 Adopted	2018 Adopted
Service Center									
101-431-6001	Salaries Regular	95,180	96,640	94,673	99,960	98,299	96,444	97,199	50,786
101-431-6003	Salaries Overtime	266	879	642	613	800	218	800	800
101-431-6005	Salaries Cash Out	-	-	-	-	1,869	-	1,869	11,108
101-431-6200	Retirement CALPERS	-	3,186	7,286	7,988	7,874	7,742	8,136	4,275
101-431-6201	Retirement 401A	12,846	6,671	-	-	-	-	-	-
101-431-6202	Medical/Life Insurance	11,306	13,874	14,426	14,711	14,966	14,617	13,670	7,126
101-431-6203	Social Security FICA	5,871	5,987	5,831	6,273	6,095	6,044	6,026	3,149
101-431-6204	Medicare Insurance	1,373	1,400	1,364	1,467	1,425	1,413	1,409	736
101-431-6206	Deferred Comp - 457 Retirement	2,480	2,875	2,311	2,300	2,300	2,212	2,300	1,500
101-431-6207	Workers Comp. Insurance	6,020	3,625	7,359	2,239	2,867	3,219	5,735	2,996
101-431-6208	Uniform Allowance	274	-	150	114	300	150	300	150
101-431-6220	Retirement CalPERS UL	-	-	-	-	983	-	-	-
101-431-9002	Unemployment Claims	-	-	-	-	2,002	-	972	507
	Personnel Cost:	135,616	135,137	134,041	135,667	139,780	132,059	138,416	83,133
101-431-7001	Office Supplies	92	92	421	84	200	92	200	200
101-431-7006	Small Tools & Equipment	-	76	141	-	200	-	200	200
101-431-7010	Uniforms	413	-	297	428	300	233	300	1,065
101-431-7015	Vehicle Parts & Supplies	13,135	14,419	11,147	11,898	12,000	11,979	15,000	15,000
101-431-7016	Gasoline & Diesel	3,120	2,575	2,044	1,789	2,200	1,480	2,200	2,000
101-431-7044	Miscellaneous Supplies	20	448	321	70	200	70	200	250
101-431-7202	Electric	3,326	3,267	3,452	3,523	3,200	4,156	3,400	3,400
101-431-7203	Telephone	369	381	388	135	400	-	400	400
101-431-8406	Vehicle Parts, Repairs & Maint	117	830	894	451	500	730	500	500
101-431-8810	Professional Services	-	-	-	-	-	3,732	-	-
101-431-9001	Liability & Property Insurance	5,501	4,701	6,145	2,482	5,740	3,481	5,740	5,740
	O & M Cost:	26,093	26,788	25,249	20,860	24,940	25,953	28,140	28,755
431 TOTAL:		161,709	161,925	159,291	156,527	164,720	158,012	166,556	111,888

FY 2017-2018 Adopted Budget

General Fund

Account	Description	2012 Actual	2013 Actual	2014 Actual	2015 Actual	2016 Adopted	2016 Actual	2017 Adopted	2018 Adopted
Building Maintenance									
101-432-6001	Salaries Regular	25,549	24,287	25,501	26,778	27,199	27,898	31,733	-
101-432-6003	Salaries Overtime	158	116	-	-	-	8	-	-
101-432-6200	Retirement CALPERS	-	837	2,011	2,146	2,179	2,183	2,656	-
101-432-6201	Retirement 401A	3,599	1,673	-	-	-	-	-	-
101-432-6202	Medical/Life Insurance	4,225	5,029	5,347	5,431	5,093	5,096	5,975	-
101-432-6203	Social Security FICA	1,582	1,499	1,589	1,677	1,686	1,747	1,968	-
101-432-6204	Medicare Insurance	370	351	372	392	394	409	460	-
101-432-6206	Deferred Comp - 457 Retirement	74	-	337	487	490	487	952	-
101-432-6207	Workers Comp. Insurance	2,758	498	3,825	1,446	1,605	906	1,872	-
101-432-6208	Uniform Allowance	93	-	-	-	-	-	-	-
101-432-6220	Retirement CalPERS UL	-	-	-	-	272	-	-	-
101-432-9002	Unemployment Claims	-	-	-	-	272	-	317	-
Personnel Cost:		38,408	34,290	38,982	38,356	39,190	38,734	45,933	-
101-432-7001	Office Supplies	8	22	47	31	-	-	50	75
101-432-7006	Small Tools & Equipment	3,130	2,296	703	-	500	-	500	500
101-432-7010	Uniforms	-	-	-	-	-	-	-	-
101-432-7044	Miscellaneous Supplies	2,105	1,829	1,982	178	2,000	104	2,000	1,850
101-432-7201	Water, Gas, Sanitation & Sewer	14,654	25,146	16,431	13,348	16,000	16,250	30,000	20,000
101-432-7202	Electric	46,043	51,853	47,333	50,605	30,400	53,827	47,000	57,000
101-432-7203	Telephone	22,509	22,760	23,564	11,320	22,000	11,645	22,000	22,000
101-432-8402	Major Equip Repairs & Maint.	-	-	-	-	7,500	-	10,000	26,000
101-432-8403	Buildings Repairs & Maint.	3,301	6,204	7,910	3,699	7,500	5,722	8,500	40,240
101-432-8405	Grounds Repairs & Maintenance	3,537	4,542	4,935	4,747	5,800	3,197	7,900	9,000
101-432-8407	Inspections	2,535	6,951	5,516	967	6,000	5,571	6,800	7,100
101-432-9001	Liability & Property Insurance	2,523	972	3,235	1,562	3,190	934	7,190	7,190
O & M Cost:		100,345	122,577	111,654	86,457	100,890	97,250	141,940	190,955
432 TOTAL:		138,753	156,867	150,636	124,813	140,080	135,984	187,873	190,955

FY 2017-2018 Adopted Budget

General Fund

Account	Description	2012 Actual	2013 Actual	2014 Actual	2015 Actual	2016 Adopted	2016 Actual	2017 Adopted	2018 Adopted
Airport Operations									
101-435-6001	Salaries Regular	5,321	5,232	7,204	8,575	6,875	7,150	7,251	7,251
101-435-6003	Salaries Overtime	-	-	665	897	700	1,108	800	1,100
101-435-6005	Salaries Cash Outs	-	54	-	76	80	54	100	100
101-435-6200	Retirement CALPERS	-	197	557	659	551	574	607	610
101-435-6201	Retirement 401A	745	325	-	-	-	-	-	-
101-435-6202	Medical/Life Insurance	1,237	1,282	1,126	2,346	2,247	2,040	1,933	1,069
101-435-6203	Social Security FICA	308	299	480	554	426	481	450	450
101-435-6204	Medicare Insurance	72	70	112	130	100	112	105	105
101-435-6206	Deferred Comp - 457 Retirement	-	-	147	79	140	77	218	218
101-435-6207	Workers Comp. Insurance	220	1,902	637	131	406	322	428	428
101-435-6208	Uniform Allowance	-	-	-	-	15	-	15	15
101-435-6220	Retirement CalPERS UL	-	-	-	-	68	-	-	-
101-435-9002	Unemployment Claims	-	-	-	-	68	-	73	73
	Personnel Cost:	7,903	9,361	10,929	13,447	11,676	11,918	11,980	11,419
101-435-7201	Water, Gas, Sanitation & Sewer	3,434	3,461	4,585	4,367	3,800	5,448	3,800	5,550
101-435-7202	Electric	10,571	12,290	11,536	10,016	10,640	12,301	10,640	10,640
101-435-7203	Telephone	1,456	2,104	1,745	1,090	1,580	822	1,580	1,580
101-435-8006	Fuel Purchases for Resale	43,863	41,586	41,989	36,865	45,000	16,507	45,000	45,000
101-435-8402	Major Equipment Repair	-	357	-	137	1,500	1,177	1,500	1,500
101-435-8403	Building Repairs	154	4,834	154	617	1,000	135	1,800	5,100
101-435-8405	Grounds Repair & Maintenance	21,837	15,150	1,475	6,227	3,000	7,848	4,000	4,000
101-435-8406	Vehicle Parts, Repairs & Maint	260	938	-	2,463	500	458	500	1,300
101-435-8601	Training, Travel & Conference	-	-	-	-	-	-	-	500
101-435-8603	Subs., Dues, & Publications	-	-	-	-	-	-	500	200
101-435-8809	Engineering and Consultants	1,003	273	290	1,069	500	7,897	3,500	16,667
101-435-8810	Professional Services	300	2,212	8,898	6,747	6,800	2,250	7,000	3,000
101-435-8811	Airport Master Plan	-	-	-	-	-	-	-	-
101-435-9001	Liability & Property Insurance	3,204	2,966	3,002	3,002	3,002	3,002	3,200	3,200
101-435-9209	Taxes,Lic,Fees & Special Assmt	9,091	9,465	9,570	9,309	9,800	10,630	9,800	11,500
101-435-9601	1994 Airport Const. Principal	50,000	50,000	55,000	60,000	-	-	-	-
101-435-9602	1994 Airport Const. Interest	13,725	10,138	6,344	2,175	-	-	-	-
101-435-9611	1998 Airport Hangers Principal	42,549	44,440	46,331	26,134	-	-	-	-
101-435-9612	1998 Airport Hangers Interest	8,106	5,943	3,684	1,328	-	-	-	-
101-435-9804	Major Machinery & Equipment	-	-	11,945	-	-	-	-	-
	O & M Cost:	209,553	206,156	206,548	171,546	87,122	68,475	92,820	109,737
435 TOTAL:		217,455	215,518	217,477	184,993	98,798	80,393	104,800	121,156

FY 2017-2018 Adopted Budget

General Fund

Account	Description	2012 Actual	2013 Actual	2014 Actual	2015 Actual	2016 Adopted	2016 Actual	2017 Adopted	2018 Adopted
Municipal Grounds Maintenance									
101-440-6001	Salaries Regular	80,876	82,232	26,223	30,143	27,774	33,976	28,311	12,502
101-440-6002	Salaries Part Time	-	-	1,398	-	-	1,535	-	-
101-440-6003	Salaries Overtime	119	999	118	325	300	293	300	300
101-440-6005	Salaries Cash Outs	-	232	-	-	230	-	230	230
101-440-6200	Retirement CALPERS	-	1,252	1,898	2,064	1,884	2,285	2,008	982
101-440-6201	Retirement 401A	10,776	9,062	-	-	-	-	-	-
101-440-6202	Medical/Life Insurance	16,369	24,102	7,462	6,955	4,287	6,876	7,619	2,892
101-440-6203	Social Security FICA	4,424	4,796	1,544	1,835	1,722	2,187	1,756	775
101-440-6204	Medicare Insurance	1,035	1,122	361	429	403	511	411	181
101-440-6206	Deferred Comp - 457 Retirement	584	571	145	56	185	-	185	185
101-440-6207	Workers Comp. Insurance	6,254	3,931	7,706	3,286	5,000	1,170	5,000	5,000
101-440-6208	Uniform Allowance	-	165	59	84	85	33	85	85
101-440-6220	Retirement CalPERS UL	-	-	-	-	278	-	-	-
101-440-9002	Unemployment Claims	3,143	-	-	-	580	-	283	125
	Personnel Cost:	123,579	128,463	46,915	45,178	42,728	48,866	46,188	23,257
101-440-7001	Office Supplies	82	-	-	-	-	-	-	-
101-440-7006	Small Tools & Equipment	-	432	-	-	-	-	-	-
101-440-7010	Uniforms	450	394	-	54	-	-	-	-
101-440-7016	Gasoline & Diesel	9,799	12,609	6,339	5,225	6,000	3,932	6,000	6,000
101-440-7044	Irrigation Supplies	2,772	3,000	1,000	1,041	1,000	-	1,000	1,000
101-440-7201	Water/Electric - City Plots	87,355	80,578	76,633	77,961	74,000	84,607	74,000	74,000
101-440-8403	Building Repairs & Supplies	1,206	-	-	-	-	-	-	-
101-440-8405	Grounds Repairs & Maintenance	13,437	7,190	3,352	3,223	11,000	9,467	11,000	7,000
101-440-8406	Vehicle Parts, Repairs & Maint	2,428	5,855	1,423	5,495	1,500	1,858	1,500	3,000
101-440-8601	Travel, Training, & Conference	84	-	-	120	200	-	200	200
101-440-9001	Liability & Property Insurance	5,719	5,061	1,514	674	1,700	976	1,700	1,700
101-440-9204	Claims and Judgments	-	-	-	-	-	-	-	-
101-440-9804	Major Machinery & Equipment	-	-	-	-	-	-	-	-
	O & M Cost:	123,331	115,118	90,261	93,792	95,400	100,840	95,400	92,900
440 TOTAL:		246,910	243,581	137,176	138,970	138,128	149,706	141,588	116,157
TRANSFERS OUT:									
101-900-9453	TO Claremont Custody Center	-	-	138,018	40,897	25,000	-	-	-
101-900-9820	TO RDA Successor Agency	-	-	-	-	-	-	-	-
GENERAL FUND REVENUES:		7,384,023	6,621,892	6,469,048	7,832,817	7,288,990	7,102,360	7,111,922	8,043,286
GENERAL FUND EXPENSES:		7,819,255	8,023,551	7,853,308	6,974,698	7,291,410	6,944,776	7,906,145	8,600,996

Variance Revenue vs Expense (435,232) (1,401,659) (1,384,260) 858,119 (2,420) 157,584 (794,223) (557,710)

City of Coalinga
 Claremont Custody Center Fund 453
 Revenue and Expense
FY 2017-2018 Adopted Budget

	2012 Actual	2013 Actual	2014 Actual	2015 Actual (Unaudited)	2016 Adopted	2016 Actual	2017 Adopted	2018 Adopted
Beginning Fund Balance	(1,052,153)	(2,621,664)	(2,866,421)	(2,866,421)	(2,866,421)	(2,866,421)	(2,893,887)	(2,893,887)
Revenue:	474,444	-	138,018	40,897	25,000	-	-	-
Expense:	2,043,955	244,757	138,018	40,897	25,000	27,466	-	-
Variance: Revenue vs Expense	(1,569,511)	(244,757)	-	-	-	(27,466)	-	-
Ending Fund Balance	(2,621,664)	(2,866,421)	(2,866,421)	(2,866,421)	(2,866,421)	(2,893,887)	(2,893,887)	(2,893,887)

DETAIL REVENUE/EXPENSE:

Account	Description	2013 Actual	2014 Actual	2015 Actual	2016 Adopted	2016 Actual	2017 Adopted	2018 Adopted
453-400-4932	Transfer from General Fund	-	138,018	40,897	25,000	-	-	-
TOTAL REVENUE:		-	138,018	40,897	25,000	-	-	-
Expense								
453-460-6001	Salaries Regular	2,484	-	-	-	-	-	-
453-460-6002	Salaries Part Time	-	18,878	9,379	-	-	-	-
453-460-6003	Salaries Overtime	-	473	-	-	-	-	-
453-460-6203	Social Security FICA	154	1,200	581	-	-	-	-
453-460-6204	Medicare Insurance	36	281	136	-	-	-	-
453-460-7010	Uniform Patches	-	2,011	-	-	-	-	-
453-460-9002	Unemployment Claims	106,461	2,788	4,376	500	-	-	-
453-461-8601	Training, Travel & Conferences	-	14	-	-	-	-	-
453-462-7016	Gasoline & Diesel	-	570	-	-	-	-	-
453-462-7044	Miscellaneous Supplies	-	716	-	-	-	-	-
453-462-7201	Water, Gas, Sanitation & Sewer	23,549	9,967	513	500	460	-	-
453-462-7202	Electric	46,465	38,059	17,683	12,000	23,655	-	-
453-462-7203	Telephone	12,149	12,490	3,902	-	-	-	-
453-462-8403	Building Repairs & Maintenance	-	14,276	3,401	6,000	2,029	-	-
453-462-8405	Grounds Repair & Maintenance	17	757	-	1,000	-	-	-
453-462-8406	Vehicle Parts, Repairs & Maint	40	527	-	-	-	-	-
453-462-8804	Computer Programming/Consult.	-	-	-	-	-	-	-
453-462-9802	Bldgs. & Building Improvements	-	-	-	-	-	-	-
453-472-8810	Professional Services	14,162	5,522	686	5,000	1,322	-	-
453-472-8819	Other Professional/Copier Cont	39,240	29,490	240	-	-	-	-
TOTAL EXPENSE:		244,757	138,018	40,897	25,000	27,466	-	-

City of Coalinga
 General Capital Projects Fund 140
 Revenue and Expense
FY 2017-2018 Adopted Budget

Fiscal Years:	2012 Actual	2013 Actual	2014 Actual	2015 Actual	2016 Adopted	2016 Actual	2017 Adopted	2018 Adopted
				(Unaudited)		(unaudited)		
Beginning Fund Balance	3,432,558	3,118,128	3,099,146	2,004,116	2,178,715	2,178,715	1,867,370	1,867,370
Revenue:	430,840	985,115	148,308	1,190,783	1,779,416	2,194,797	2,117,000	2,366,180
Expense:	745,270	1,004,097	338,839	1,016,184	1,779,416	2,206,142	2,117,000	2,366,180
Variance: Revenue vs Expense	(314,430)	(18,982)	(190,532)	174,599	-	(11,345)	-	-
Sub Total Ending Fund Bal	3,118,128	3,099,146	2,908,614	2,178,715	2,178,715	2,167,370	1,867,370	1,867,370
TRANSFER TO GENERAL FUND			(904,498)		(300,000)	(300,000)	-	-
Ending Fund Balance	3,118,128	3,099,146	2,004,116	2,178,715	1,878,715	1,867,370	1,867,370	1,867,370

CITY OF COALINGA
FY 2017-2018 Adopted Budget
General Capital Projects Fund 140
Detail - Revenue and Expense

Account	Description	2012	2013	2014	2015	2016	2016	2017	2018
		Actual	Actual	Actual	Actual	Adopted	Actual	Adopted	Adopted
GENERAL CAPITAL PROJECTS FUND 140									
Revenue									
140-400-4401	Interest Earned	-	-	-	-	-	-	-	-
140-400-4519	CDBG Storm Drain	-	488,298	-	-	-	-	-	-
140-400-4520	Sports Complex Phase 1B	313,083	-	-	-	-	-	-	-
140-400-4521	PARSAC-Program Reimbursements	-	-	6,986	8,151	-	2,776	-	-
140-400-4522	Donation-Plaza Project-Kiosk	-	-	12,000	-	-	-	-	-
140-400-4537	CMAQ-Alley Improvements	-	-	-	63,574	695,000	16,171	550,000	-
140-400-4538	TEA 21-State Roads RSTP	-	-	-	-	-	-	-	-
140-400-4539	STPL Cherry Lane & Elm	-	-	-	-	-	-	-	-
140-400-4541	EECBG-ARRA Funding	80,467	-	-	-	-	-	-	-
140-400-4542	Hwy Safety Improvement Grant	-	284,922	363	57,774	-	-	-	-
140-400-4543	RSTP-Forest St Recon (3rd-5th)	-	-	61,534	784,280	-	-	-	-
140-400-4544	2009 B Housing Bond Proceeds	-	21,200	-	-	-	-	-	-
140-400-4545	Fire-GEMT Reimbursement	-	79,440	-	-	-	-	-	-
140-400-4546	CMAQ-St. Sweeper Grant	-	-	-	-	-	-	-	-
140-400-4547	HSIPL-2013 Elm/Cambridge	-	-	-	19,920	484,416	33,736	430,000	425,000
140-400-4548	RSTP-Forest St Recon (3rd-1st)	-	-	-	-	100,000	13,740	787,000	-
140-400-4549	Active Trans. Plan (ATP)-Cycle 1	-	-	-	-	240,000	53,447	150,000	-
140-400-4550	Traffic Calming & Safety Plan-SGC	-	-	-	-	260,000	-	200,000	-
140-400-4551	HOME Grant-Consultant Reimb.	-	-	-	-	-	6,833	-	37,000
140-400-4552	HOME-Developer Project Funds	-	-	-	-	-	1,972,786	-	450,000
140-400-4556	Forest/Truman RSTP Grant	-	-	-	-	-	-	-	600,000
140-400-4557	2016 Alley Paving Proj CMAQ	-	-	-	-	-	-	-	531,180
140-400-4558	ADA Improv-ATP Cycle 2 Rev	-	-	-	-	-	-	-	323,000
140-400-4625	Prop 40 Park Bond-Centennial Park	-	-	-	192,894	-	-	-	-
140-400-4626	Tire Amnesty/TDP Grant	-	10,567	-	-	-	61,512	-	-
140-400-4810	Police-Homeland Sec.Grant	-	-	7,500	16,802	-	-	-	-
140-400-4811	Police-Ebyrne JAG Grant	-	-	-	11,639	-	10,668	-	-
140-400-4816	Miscellaneous	37,290	56,690	2,500	-	-	-	-	-
140-400-4821	Zoning Code Update Grant	-	18,344	46,269	15,711	-	19,700	-	-
140-400-4823	2010 Fire-Homeland Sec.Grant	-	4,286	-	-	-	-	-	-
140-400-4824	2012 Fire-Homeland Sec.Grant	-	21,369	2,000	-	-	-	-	-
140-400-4825	2011 Fire-Homeland Sec.Grant	-	-	2,411	-	-	-	-	-
140-400-4826	Fire-Homeland Sec.Grant	-	-	6,745	1,229	-	-	-	-
140-400-4827	Fire-SJAirPollutionDist.Grant	-	-	-	18,809	-	-	-	-
140-400-4828	Fire-Homeland Security Grant	-	-	-	-	-	3,428	-	-
140-400-4950	Transfer from 2009 RDA Bond	-	-	-	-	-	-	-	-
TOTAL REVENUE:		430,840	985,115	148,308	1,190,783	1,779,416	2,194,797	2,117,000	2,366,180
Expense									
140-401-7200	Council Audio/Video Supply	-	-	-	-	-	2,879	-	-
140-404-8810	HOME-Grant Admin-Consultants	-	-	-	-	-	13,423	-	37,000
140-404-8811	HOME Developer Disbursements	-	-	-	-	-	1,972,786	-	450,000
140-404-8816	Zoning Code Update Grant Exp	-	30,677	51,624	17,723	-	48	-	-
140-404-8817	Special Planning Services	-	400	-	-	-	-	-	-
140-405-8403	City Hall AC Unit Replacement	-	-	-	-	-	19,860	-	-
140-405-8401	RVP Equipment	-	2,714	-	-	-	-	-	-
140-405-8402	Replace City Server	-	-	31,382	-	-	-	-	-
140-405-8810	Retirement Actuarial	2,700	-	-	-	-	-	-	-
140-413-8812	Police-Homeland Sec.Grant	-	-	7,500	16,802	-	4,200	-	-
140-413-8813	Police-Ebyrne Memorial JAG Grant	-	-	-	11,639	-	10,668	-	-
140-416-8402	2010 Fire-Homeland Sec.Grant	-	4,286	-	-	-	-	-	-
140-416-8403	2012 Fire-Homeland Sec.Grant	-	21,369	2,000	-	-	-	-	-

CITY OF COALINGA
FY 2017-2018 Adopted Budget
General Capital Projects Fund 140
Detail - Revenue and Expense

Account	Description	2012 Actual	2013 Actual	2014 Actual	2015 Actual	2016 Adopted	2016 Actual	2017 Adopted	2018 Adopted
140-416-8404	2011 Fire-Homeland Sec.Grant	-	-	2,411	-	-	-	-	-
140-416-8405	Fire-Homeland Sec.Grant	-	-	6,745	1,229	-	-	-	-
140-416-8406	Fire-SJAirPollutionDist.Grant	-	-	-	18,809	-	-	-	-
140-416-8407	Fire-Homeland Sec.Grant	-	-	-	-	-	3,428	-	-
140-416-8408	Fire-PARSAC Program Reimb	-	-	-	-	-	1,840	-	-
140-416-9804	Fire-Ambulance Purchase	-	79,441	-	-	-	-	-	-
140-420-8410	Code Enf. Abatement	716	323	125	575	-	475	-	-
140-422-8603	Project Application Fees	6,564	3,754	-	-	-	-	-	-
140-422-8809	PARSAC-Program Exp.Reimbursemen	-	-	6,986	8,151	-	9,447	-	-
140-422-9805	Posa Chanet Park Construction	-	-	-	-	-	-	-	-
140-422-9806	TO General Fund	-	-	904,498	-	300,000	300,000	-	-
140-422-9815	WHC District Offices	-	-	-	-	-	-	-	-
140-422-9817	CMAQ-Alley Improvements	-	-	-	65,199	695,000	18,189	550,000	-
140-422-9819	Elm Street Sidewalk & Beautif.	-	-	-	-	-	-	-	-
140-422-9821	CDBG Storm Drain	10,701	487,871	-	-	-	-	-	-
140-422-9822	Plaza Reconstruction	-	-	-	-	-	-	-	-
140-422-9823	Plaza Reconstruction-Kiosk	-	-	29,510	-	-	-	-	-
140-422-9829	City Hall Canopy	-	-	-	-	-	-	-	-
140-422-9837	CMAQ-Monterey St. Bike Lanes	-	-	-	-	-	-	-	-
140-422-9838	Elm Ave Beautification	-	-	-	-	-	-	-	-
140-422-9839	SRS-2012 Cambridge Signal	1,230	-	-	-	-	-	-	-
140-422-9841	CMAQ-Street Sweeper	-	-	2,860	-	-	-	-	-
140-422-9850	Cherry/Elm Realignment	42,101	-	-	-	-	-	-	-
140-422-9855	Polk/Forest Signalization	-	-	-	-	-	-	-	-
140-422-9856	Community Pride Sign	-	-	-	-	-	-	-	-
140-422-9857	Tire Amnesty/TDP Grant	10,567	-	56,784	4,729	-	-	-	-
140-422-9860	City Monument Signs	4,974	-	-	-	-	-	-	-
140-422-9861	Grant St. Demolition Project	4,143	25,048	-	-	-	-	-	-
140-422-9862	Elm/ElRancho Hwy Safety Improv	-	316,983	25,501	-	-	-	-	-
140-422-9863	RSTP-Forest St Recon (3rd-5th)	-	2,184	115,203	840,775	-	-	-	-
140-422-9864	RSTP-Forest St Recon (3rd-1st)	-	-	-	-	100,000	49,418	787,000	-
140-422-9870	PD Dispatch Center	-	-	-	-	-	-	-	-
140-422-9875	Sports Park Complex	193,914	-	-	-	-	-	-	-
140-422-9877	Sports Park Phase 1B	369,465	6,489	210	-	-	-	-	-
140-422-9882	Octagon House	50	-	-	-	-	-	-	-
140-422-9885	Tree Grant CalFire	14,327	-	-	-	-	-	-	-
140-422-9887	Utilities District Elm St	8,020	1,356	-	-	-	-	-	-
140-422-9888	HSIPL Elm/Cambridge Signal Exp	-	-	-	28,041	484,416	31,813	430,000	425,000
140-422-9889	Active Trans.Plan-ATP Cycle 01	-	-	-	2,513	240,000	67,668	150,000	-
140-422-9890	Traffic Calming & Safety Enhancement Plan-SGC	-	-	-	-	260,000	-	200,000	-
140-422-9894	2016 Alley Paving Project CMAQ	-	-	-	-	-	-	-	531,180
140-422-9895	Forest/Truman Street Project	-	-	-	-	-	-	-	600,000
140-422-9896	ADA Improv-ATP Cycle 2 Exp	-	-	-	-	-	-	-	323,000
140-426-8408	EECBG-ARRA Funding Expenses	75,797	-	-	-	-	-	-	-
140-610-9209	DOF LMIHF DDR Distribution	-	21,200	-	-	-	-	-	-
TOTAL EXPENSE		745,270	1,004,097	1,243,337	1,016,184	2,079,416	2,506,142	2,117,000	2,366,180

CITY OF COALINGA
FY 2017-2018 Adopted Budget
MISCELLANEOUS FUNDS
Ayres-Beason Scholarship Fund 104

Account	Description	2012 Actual	2013 Actual	2014 Actual	2015 Actual (Unaudited)	2016 Adopted	2016 Actual (unaudited)	2017 Adopted	2018 Adopted
AYRES-BEASON SCHOLARSHIP									
	BEGINNING BALANCE	57,315	57,488	52,651	50,746	50,809	50,809	50,809	50,809
104-400-4401	Interest Earned	173	163	95	63	-	-	100	100
104-630-9204	Scholarship Disbursement	-	5,000	2,000	-	-	-	-	-
	ENDING BALANCE	57,488	52,651	50,746	50,809	50,809	50,809	50,909	50,909

City of Coalinga
 Police Department Asset Forfeiture and Grant Funds
 Revenue and Expense
FY 2017-2018 Adopted Budget

Account	Description	2012 Actual	2013 Actual	2014 Actual	2015 Actual (Unaudited)	2016 Adopted	2016 Actual (unaudited)	2017 Adopted	2018 Adopted	
Fund 102-Police Dept. Evidence Money in Trust										
102-000-1450	Evidence Monies in Trust	21,347	48,682	49,723	62,797	-	-	-	-	
Fund 103-Police Dept. Federal Asset Forfeiture										
BEGINNING CASH BALANCE:			-	74,808	27,274	29,611	29,611	24,369	24,369	
103-400-4816	Forfeiture from US Treasury	-	108,191	10,933	25,200	-	-	-	-	
TOTAL REVENUE:			-	108,191	10,933	25,200	-	-	-	
103-413-6002	Salaries Part Time	-	-	248	-	-	-	-	-	
103-413-6003	Salaries Overtime	-	-	2,155	-	-	-	-	-	
103-413-6203	Social Security FICA	-	-	149	-	-	-	-	-	
103-413-6204	Medicare Insurance	-	-	35	-	-	-	-	-	
103-413-7032	PD Fed Asset Forfeiture Exp.	-	33,382	55,881	22,863	-	5,242	-	-	
TOTAL EXPENSE:			-	33,382	58,468	22,863	5,242	-	-	
ENDING CASH BALANCE:			74,808	27,274	29,611	29,611	24,369	24,369	24,369	
Fund 116-Police Dept. Forfeiture/Unclaimed Funds										
BEGINNING CASH BALANCE:			-	-	8,367	57,747	63,358	63,358	55,190	55,190
116-400-4215	Asset Forfeiture Funds	-	2,485	50,524	8,688	-	-	-	-	
116-400-4216	Unclaimed Funds	-	7,282	-	-	-	-	-	-	
TOTAL REVENUE:			-	9,767	50,524	8,688	-	-	-	
116-413-7032	PD Asset Forfeiture Expense	-	1,400	1,144	3,077	-	8,168	-	-	
TOTAL EXPENSE:			-	1,400	1,144	3,077	8,168	-	-	
ENDING CASH BALANCE:			8,367	57,747	63,358	63,358	55,190	55,190	55,190	

City of Coalinga
 Police Department Asset Forfeiture and Grant Funds
 Revenue and Expense
FY 2017-2018 Adopted Budget

Account	Description	2012 Actual	2013 Actual	2014 Actual	2015 Actual	2016 Adopted	2016 Actual	2017 Adopted	2018 Adopted
Fund 105-COPS Grant									
BEGINNING FUND BALANCE:		66,312	48,198	29,741	28,388	48,974	48,974	38,620	38,620
105-400-4401	Interest Earned	145	113	34	-	-	-	-	-
105-400-4524	COPS AB1913	100,000	100,000	100,000	106,278	100,000	100,000	100,000	100,000
105-400-4525	CHUSD Resource Officer Program	-	-	-	-	-	-	-	-
TOTAL REVENUE:		100,145	100,113	100,034	106,278	100,000	100,000	100,000	100,000
Expense									
105-413-6001	Salaries Regular	12,133	-	-	-	-	-	-	-
105-413-6002	Salaries Part Time	2,723	2,404	-	-	-	-	-	-
105-413-6003	Salaries Overtime	32,328	-	-	-	-	-	-	-
105-413-6201	Retirement 401A	6,147	-	-	-	-	-	-	-
105-413-6202	Medical/Life Insurance	4,683	-	-	-	-	-	-	-
105-413-6203	Social Security FICA	2,907	149	-	-	-	-	-	-
105-413-6204	Medicare Insurance	680	35	-	-	-	-	-	-
105-413-6206	Deferred Comp - 457 Retirement	434	-	-	-	-	-	-	-
105-413-6207	Workers Comp. Insurance	3,973	-	-	-	-	-	-	-
105-413-6208	Uniform Allowance	-	-	-	-	-	-	-	-
105-413-9804	COPS Grant Equipment Expense	52,252	115,982	101,386	85,692	100,000	110,354	100,000	100,000
TOTAL EXPENSE:		118,259	118,570	101,386	85,692	100,000	110,354	100,000	100,000
ENDING FUND BALANCE:		48,198	29,741	28,388	48,974	48,974	38,620	38,620	38,620
Fund 106-Police Dept Grants									
BEGINNING FUND BALANCE:		22,887	15,847	2,744	565	109	109	0	0
106-400-4523	JAG Grant	-	-	-	-	-	-	-	11,000
106-400-4553	Body Camera Grant 2016-BC-BX-K028	-	-	-	-	-	-	-	4,000
106-400-4554	Body Armor Grant	-	-	-	-	-	-	-	5,000
TOTAL REVENUE:		-	-	-	-	-	-	-	20,000
106-413-7010	Uniforms-Safety Equipment	-	-	-	-	-	-	-	9,000
106-413-7105	JAG Grant Equipment	6,604	12,647	1,723	-	-	-	-	11,000
106-413-7203	JAG Grant-Wireless Telephone	435	456	456	456	109	109	-	-
TOTAL EXPENSE:		7,040	13,103	2,179	456	109	109	-	20,000
ENDING FUND BALANCE:		15,847	2,744	565	109	0	0	0	0

City of Coalinga
Gas Tax, Transportation Development Act
and Measure C Funds
Revenue and Expense
FY 2017-2018 Adopted Budget

Fiscal Years:	2012	2013	2014	2015	2016	2016	2017	2018
	Actual	Actual	Actual	Actual	Adopted	Actual	Adopted	Adopted
				(Unaudited)		(Unaudited)		
Fund 107-GAS TAX FUND								
Beginning Fund Balance	548,310	701,430	798,332	444,090	448,301	448,301	297,202	85,094
Revenue:	529,663	429,201	591,015	476,007	420,074	354,209	346,369	505,898
Expense:	376,543	332,299	945,257	471,796	529,221	505,308	558,477	447,979
Variance: Revenue vs Expense	153,120	96,902	(354,242)	4,211	(109,147)	(151,099)	(212,108)	57,919
Ending Fund Balance	701,430	798,332	444,090	448,301	339,154	297,202	85,094	143,013
Fund 109-TDA Art. III								
Beginning Fund Balance	46,526	54,421	63,354	73,457	83,775	83,775	83,775	94,773
Revenue:	9,683	9,922	10,103	10,318	10,998	-	11,816	11,816
Expense:	1,788	989	-	-	-	-	-	-
Variance: Revenue vs Expense	7,895	8,933	10,103	10,318	10,998	-	11,816	11,816
Ending Fund Balance	54,421	63,354	73,457	83,775	94,773	83,775	95,591	106,589
Fund 110-TDA Art. VIII								
Beginning Fund Balance	1,028,638	1,229,806	504,175	254,854	634,405	634,405	698,410	1,006,693
Revenue:	227,380	384,043	336,521	380,790	493,075	64,005	308,283	300,000
Expense:	26,212	1,109,674	585,842	1,239	-	-	-	393,820
Variance: Revenue vs Expense	201,168	(725,631)	(249,321)	379,551	493,075	64,005	308,283	(93,820)
Ending Fund Balance	1,229,806	504,175	254,854	634,405	1,127,480	698,410	1,006,693	912,873
Fund 125-Measure C-St. Maintenance								
Beginning Fund Balance	314,269	273,303	131,634	313,829	495,071	495,071	450,071	396,554
Revenue:	177,202	175,515	182,195	186,014	185,500	192,639	196,483	195,500
Expense:	218,168	317,184	-	4,773	250,000	237,639	250,000	536,416
Variance: Revenue vs Expense	(40,966)	(141,669)	182,195	181,241	(64,500)	(45,000)	(53,517)	(340,916)
Ending Fund Balance	273,303	131,634	313,829	495,071	430,571	450,071	396,554	55,638
Fund 126-Measure C-ADA Compliance								
Beginning Fund Balance	15,326	20,743	26,682	24,141	10,020	10,020	16,458	23,367
Revenue:	5,960	5,939	6,135	6,205	6,550	6,438	6,909	6,850
Expense:	543	-	8,676	20,326	-	-	-	-
Variance: Revenue vs Expense	5,417	5,939	(2,541)	(14,121)	6,550	6,438	6,909	6,850
Ending Fund Balance	20,743	26,682	24,141	10,020	16,570	16,458	23,367	30,217
Fund 127-Measure C-Flexible Funding								
Beginning Fund Balance	821,064	990,035	1,170,324	858,027	1,002,489	1,002,489	1,042,739	307,367
Revenue:	214,084	212,886	219,246	223,214	221,500	231,604	235,628	235,500
Expense:	45,113	32,597	531,543	78,752	245,611	191,354	971,000	1,180,000
Variance: Revenue vs Expense	168,971	180,289	(312,297)	144,462	(24,111)	40,250	(735,372)	(944,500)
Ending Fund Balance	990,035	1,170,324	858,027	1,002,489	978,378	1,042,739	307,367	(637,133)

CITY OF COALINGA
FY 2017-2018 Adopted Budget
Gas Tax Fund 107 - Highway Users Tax
Detail - Revenue and Expense

Account	Description	2012	2013	2014	2015	2016	2016	2017	2018
		Actual	Actual	Actual	Actual	Adopted	Actual	Adopted	Adopted
					(Unaudited)		(Unaudited)		
Fund 107-Gas Tax									
107-400-4401	Interest Earned	1,998	2,349	825	601	1,000	-	500	500
107-400-4507	Gasoline Tax - 2103	256,962	150,125	263,816	176,896	94,800	84,909	40,086	72,000
107-400-4508	Gasoline Tax - 2105	86,946	82,680	128,789	103,506	109,174	92,802	103,235	105,000
107-400-4509	Gasoline Tax - 2106	54,959	54,565	55,407	58,456	61,080	51,657	55,190	68,000
107-400-4510	Gasoline Tax - 2107	124,797	135,482	137,770	132,469	150,020	120,841	143,358	135,000
107-400-4511	Gasoline Tax - 2107.5	4,000	4,000	4,000	4,000	4,000	4,000	4,000	400
	SB1 Loan Repayment	-	-	-	-	-	-	-	20,695
	SB1 Road Maint Rehab Funds	-	-	-	-	-	-	-	104,303
107-400-4816	Miscellaneous Revenue	-	-	409	80	-	-	-	-
	TOTAL REVENUE	529,663	429,201	591,015	476,007	420,074	354,209	346,369	505,898
EXPENSE									
107-422-6001	Salaries Regular	44,287	94,556	118,992	159,686	166,586	182,677	183,056	98,827
107-422-6002	Salaries Part Time	-	-	2,595	47	166	3,029	-	-
107-422-6003	Salaries Overtime	3,027	3,294	3,106	4,070	3,000	3,675	3,000	3,750
107-422-6005	Salaries Cash Outs	-	672	160	953	1,100	2,158	1,100	6,157
107-422-6200	Retirement CALPERS	-	4,710	8,956	11,851	12,653	13,616	14,519	8,182
107-422-6201	Retirement 401A	6,592	3,738	-	-	-	-	-	-
107-422-6202	Medical/Life Insurance	7,848	20,301	27,319	28,690	25,751	32,734	28,925	14,939
107-422-6203	Social Security FICA	2,874	5,838	7,422	10,044	10,339	11,693	11,321	6,091
107-422-6204	Medicare Insurance	672	1,365	1,736	2,349	2,418	2,768	2,648	1,425
107-422-6205	Disability Income Insurance	-	72	174	237	200	218	200	200
107-422-6206	Deferred Comp - 457 Retirement	1,020	1,276	1,081	1,686	1,300	3,260	1,300	1,300
107-422-6207	Workers Comp. Insurance	3,075	5,844	21,942	5,243	9,838	6,194	10,774	5,797
107-422-6208	Uniform Allowance	-	-	246	246	250	-	250	250
107-422-6220	Retirement CalPERS UL	-	-	-	-	1,666	-	-	-
107-422-9002	Unemployment Claims	-	-	-	-	1,666	-	1,831	988
	Personnel Cost:	69,395	141,667	193,731	225,102	236,933	262,022	258,924	147,906
107-422-7001	Office Supplies	-	-	4	112	200	48	200	200
107-422-7003	Postage & Freight Out	-	-	1	-	6	-	6	6
107-422-7004	Printing & Binding	-	-	-	-	8	-	8	8
107-422-7010	Uniforms	-	137	400	-	500	150	500	1,370
107-422-7012	Sidewalk Repairs	-	-	-	-	-	-	-	15,000
107-422-7013	Street Materials	10,064	23,044	16,278	30,843	30,000	23,433	40,000	40,000
107-422-7014	Utility Parts & Supplies	436	-	450	-	450	450	450	450
107-422-7016	Gasoline & Diesel	5,658	5,718	6,371	7,926	14,000	8,288	14,000	12,500
107-422-7019	Street Stripe Paint	3,480	2,228	1,487	-	4,000	3,315	4,000	4,000
107-422-7044	Miscellaneous Supplies	366	133	139	191	1,000	991	1,000	1,000
107-422-7201	Water/Electric - City Plots	-	38,912	39,646	35,542	36,000	35,259	36,000	36,000
107-422-7202	Street Light Electricity	114,365	88,753	103,494	115,390	115,000	120,921	115,000	121,000
107-422-7203	Telephone	-	-	-	-	600	-	600	600
107-422-8401	Office Equip, Repairs & Maint	-	-	1,008	30	500	33	500	200
107-422-8403	Buildings Repairs & Maint.	-	-	6,542	2,759	5,000	-	1,000	400
107-422-8405	Grounds Repairs & Maintenance	-	-	-	43	6,000	3,887	9,500	7,000
107-422-8406	Vehicle Repairs & Maint.	2,906	1,267	6,522	7,506	3,000	7,554	3,000	3,000
107-422-8601	Training, Travel, & Conference	-	-	-	70	15	56	40	40
107-422-8603	Subs., Dues, & Publications	-	-	-	-	8,500	6,869	8,500	9,200
107-422-8804	Computer Program & Consulting	-	-	323	-	300	22	300	150
107-422-8806	Medical - General	-	-	-	-	100	81	100	100
107-422-8810	Professional Services	1,766	516	28,886	14,487	12,000	7,467	12,000	10,000
107-422-8813	Grant Writing/Application	-	-	11,418	23,701	12,000	14,326	15,000	15,000
107-422-8901	Personnel Advertising	-	-	-	-	25	42	25	25
107-422-8902	Interview Expenses	-	-	-	-	1	-	1	1
107-422-8904	Physical w/Drug & Alcohol Test	-	-	145	248	100	15	100	100
107-422-8907	Fingerprinting	-	-	-	-	18	-	18	18
107-422-9001	Liability & Property Insurance	2,810	2,632	8,998	4,149	8,705	5,893	8,705	8,705

CITY OF COALINGA
FY 2017-2018 Adopted Budget
Gas Tax Fund 107 - Highway Users Tax
Detail - Revenue and Expense

Account	Description	2012 Actual	2013 Actual	2014 Actual	2015 Actual	2016 Adopted	2016 Actual	2017 Adopted	2018 Adopted
107-422-9004	Settlements & Judgments	1,646	-	-	1,391	-	109	-	-
107-422-9804	Major Machinery & Equipment	33,000	2,201	1,321	-	18,000	1,999	15,000	-
107-422-9808	Slurry Seal & Cape Seal Proj.	130,650	-	3,091	1,108	-	-	-	-
107-422-9811	Street Light Study	-	-	-	-	16,260	2,078	14,000	14,000
107-422-9855	Plaza Beautification/Reconst.	-	25,092	515,003	1,199	-	-	-	-
	O & M Cost:	307,148	190,633	751,526	246,694	292,288	243,286	299,553	300,073
	TOTAL EXPENSE	376,543	332,299	945,257	471,796	529,221	505,308	558,477	447,979

CITY OF COALINGA
FY 2017-2018 Adopted Budget
TDA and Measure C Funds
Detail - Revenue and Expense

Account	Description	2012	2013	2014	2015	2016	2016	2017	2018
		Actual	Actual	Actual	Actual	Adopted	Actual	Adopted	Adopted
					(Unaudited)				
					(Unaudited)				
Fund 109 STREETS - TDA ARTICLE III FUND									
109-400-4401	Interest Earned	164	189	135	103	100	-	-	-
109-400-4513	LTF Funds Art III	9,519	9,733	9,968	10,215	10,898	-	11,816	11,816
TOTAL REVENUE		9,683	9,922	10,103	10,318	10,998	-	11,816	11,816
<hr/>									
109-424-9836	Cambridge/WHC Sidewalk Improve	1,788	989	-	-	-	-	-	-
TOTAL EXPENSE		1,788	989	-	-	-	-	-	-
<hr/>									
Fund 110 STREETS - TDA ARTICLE VIII FUND									
110-400-4401	Interest Earned	3,705	1,581	397	733	1,000	-	-	-
110-400-4514	LTF Funds Art VIII	223,675	382,462	336,124	380,057	492,075	64,005	308,283	300,000
TOTAL REVENUE		227,380	384,043	336,521	380,790	493,075	64,005	308,283	300,000
<hr/>									
110-424-9208	Const.Mgmt. Admn Services	-	1,868	-	-	-	-	-	-
110-424-9837	Polk/Forest Reconstruction	-	826,286	-	-	-	-	-	-
110-424-9838	Elm Avenue 3rd to 7th	4,187	-	-	-	-	-	-	-
110-424-9840	Elm Ave Beautification Phase2A	22,025	243,113	38,058	-	-	-	-	-
110-424-9841	Elm Ave Beautification Phase2B	-	12,479	-	-	-	-	-	-
110-424-9842	Paving Various Alleys-PE	-	-	-	-	-	-	-	-
110-424-9855	Plaza Beautification/Reconst.	-	25,928	547,785	1,239	-	-	-	-
110-424-9894	2016 Alley Paving Project	-	-	-	-	-	-	-	68,820
110-424-9895	Forest/Truman Street Project	-	-	-	-	-	-	-	325,000
TOTAL EXPENSE		26,212	1,109,674	585,842	1,239	-	-	-	393,820
<hr/>									
Fund 125 MEASURE C - STREET MAINTENANCE									
125-400-4401	Interest Earned	779	356	549	594	500	-	500	500
125-400-4512	Measure C-Street Maintenance	176,423	175,159	181,646	185,420	185,000	192,639	195,983	195,000
TOTAL REVENUE		177,202	175,515	182,195	186,014	185,500	192,639	196,483	195,500
<hr/>									
125-422-8810	Professional Services	-	-	-	-	-	-	-	-
125-422-9806	Public Improvements	-	-	-	-	-	-	-	-
125-422-9824	Forest/Polk Intersection	-	-	-	-	-	-	-	-
125-422-9825	Forest St. Phase 2 (5th-3rd)	-	-	-	-	-	-	-	-
125-422-9827	El Rancho/Elm AC Dike@Shoulder	-	-	-	1,564	-	-	-	-
125-422-9840	Slurry Seal, Cape Seal	218,168	317,184	-	3,209	250,000	237,639	250,000	500,000
125-422-9888	Elm/Cambridge Signal HSIP	-	-	-	-	-	-	-	36,416
TOTAL EXPENSE		218,168	317,184	-	4,773	250,000	237,639	250,000	536,416

CITY OF COALINGA
FY 2017-2018 Adopted Budget
TDA and Measure C Funds
Detail - Revenue and Expense

Account	Description	2012 Actual	2013 Actual	2014 Actual	2015 Actual	2016 Adopted	2016 Actual	2017 Adopted	2018 Adopted
Fund 126 MEASURE C - ADA COMPLIANCE									
126-400-4401	Interest Earned	63	78	59	5	50	-	50	50
126-400-4512	Measure C-ADA Compliance	5,897	5,861	6,076	6,199	6,500	6,438	6,859	6,800
	TOTAL REVENUE	5,960	5,939	6,135	6,205	6,550	6,438	6,909	6,850
126-422-9846	City ADA Improvements	-	-	8,676	18,445	-	-	-	-
126-422-9850	ADA Compliance/Plan Services	543	-	-	1,881	-	-	-	-
	TOTAL EXPENSE	543	-	8,676	20,326	-	-	-	-
Fund 127 MEASURE C -FLEXIBLE FUNDING									
127-400-4401	Interest Earned	2,926	3,555	1,590	1,221	1,500	-	500	500
127-400-4512	Measure C-Flexible Funding	211,158	209,331	217,656	221,993	220,000	231,604	235,128	235,000
	TOTAL REVENUE	214,084	212,886	219,246	223,214	221,500	231,604	235,628	235,500
127-422-8810	Professional Services	-	-	-	168	-	-	-	-
127-422-9841	Local Funding-St.Sweeper-CMAQ	-	-	-	-	-	-	-	-
127-422-9843	Elm/EI Rancho-Local Match	-	-	-	25,501	-	-	-	-
127-422-9844	Annual ADA Improvements	-	-	-	11,476	145,611	152,800	-	-
127-422-9850	Polk/Forest Reconstruction	18,827	-	148	-	-	-	-	-
127-422-9855	Plaza Beautification/Reconst.	6,163	32,597	550,519	1,239	-	-	-	-
127-422-9860	Elm Ave Improvements	20,123	-	(19,123)	-	-	-	-	-
127-422-9861	Elm Beautification 7th to Polk	-	-	-	21,953	100,000	23,978	-	-
127-422-9863	Forest St Reconst (3rd-5th)	-	-	-	-	-	-	-	-
127-422-9887	Utilities District Elm St.Imp.	-	-	-	15,300	-	8,200	-	-
127-422-9888	Elm/Cambridge Signal (PE) HSIP	-	-	-	3,116	-	438	-	-
127-422-9889	ADA Improvements - ATP Cycle 2	-	-	-	-	-	-	70,000	-
127-422-9890	Phelps Ave Improvements	-	-	-	-	-	5,938	901,000	800,000
127-422-9896	ADA Improv - ATP Cycle 2	-	-	-	-	-	-	-	70,000
127-422-9895	Forest/Truman Street Project	-	-	-	-	-	-	-	310,000
	TOTAL EXPENSE	45,113	32,597	531,543	78,752	245,611	191,354	971,000	1,180,000

City of Coalinga
Habitat and Impact Fees Funds
Revenue and Expense
FY 2017-2018 Adopted Budget

Account	Description	2012 Actual	2013 Actual	2014 Actual	2015 Actual (Unaudited)	2016 Adopted	2016 Actual (Unaudited)	2017 Adopted	2018 Adopted
Fund 114-Habitat Conservation Fund									
	BEGINNING FUND BALANCE:	121,814	119,882	117,842	115,636	113,426	113,426	110,712	110,712
114-400-4401	Interest Earned	361	352	212	140	-	-	-	-
114-400-4603	Habitat Development Fees	-	-	-	-	-	-	-	-
	TOTAL REVENUE:	361	352	212	140	-	-	-	-
114-404-8811	Habitat Conservation Plan	-	-	-	-	-	-	-	-
114-404-9209	Taxes, Licenses, & Fees	2,293	2,392	2,418	2,350	-	2,714	-	-
	TOTAL EXPENSE:	2,293	2,392	2,418	2,350	-	2,714	-	-
	ENDING FUND BALANCE:	119,882	117,842	115,636	113,426	113,426	110,712	110,712	110,712
Fund 141-Public Building/Facilities Impact Fees									
	BEGINNING FUND BALANCE:	46,207	46,346	46,485	46,671	46,728	46,728	46,783	46,783
141-400-4401	Interest Earned	140	139	86	58	-	-	-	-
141-400-5105	Buidling/Facility Impact Fees	-	-	100	-	-	55	-	-
	TOTAL REVENUE:	140	139	186	58	-	55	-	-
141-422-9805	Improvements O/T Buildings	-	-	-	-	-	-	-	-
	TOTAL EXPENSE:	-	-	-	-	-	-	-	-
	ENDING FUND BALANCE:	46,346	46,485	46,671	46,728	46,728	46,783	46,783	46,783
Fund 142-Law Enforcement Impact Fees									
	BEGINNING FUND BALANCE:	(178,467)	(178,414)	(178,361)	(178,329)	(178,329)	(178,329)	(178,274)	(178,274)
142-400-4403	Impact Fees Interest	53	53	32	-	-	-	-	-
142-400-5105	Law Enforcement Impact Fees	-	-	-	-	-	55	-	-
	TOTAL REVENUE:	53	53	32	-	-	55	-	-
142-422-9804	Major Machinery & Equipment	-	-	-	-	-	-	-	-
	TOTAL EXPENSE:	-	-	-	-	-	-	-	-
	ENDING FUND BALANCE:	(178,414)	(178,361)	(178,329)	(178,329)	(178,329)	(178,274)	(178,274)	(178,274)

City of Coalinga
Habitat and Impact Fees Funds
Revenue and Expense
FY 2017-2018 Adopted Budget

Account	Description	2012 Actual	2013 Actual	2014 Actual	2015 Actual	2016 Adopted	2016 Actual	2017 Adopted	2018 Adopted
Fund 143-Fire Protection Impact Fees									
	BEGINNING FUND BALANCE:	(227,311)	(227,111)	(227,111)	(226,129)	(226,129)	(226,129)	(226,074)	(226,074)
143-400-4403	Impact Fees Interest	-	-	-	-	-	-	-	-
143-400-5105	Fire Protection Impact Fees	200	-	982	-	-	55	-	-
	TOTAL REVENUE:	200	-	982	-	-	55	-	-
143-422-9804	Fire Truck Upgrade	-	-	-	-	-	-	-	-
143-422-9830	Ladder Fire Truck Purchase	-	-	-	-	-	-	-	-
	TOTAL EXPENSE:	-	-	-	-	-	-	-	-
	ENDING FUND BALANCE:	(227,111)	(227,111)	(226,129)	(226,129)	(226,129)	(226,074)	(226,074)	(226,074)
Fund 144-Storm Drainage & Flood Control Impact Fees									
	BEGINNING FUND BALANCE:	131,467	131,864	127,226	24,279	24,069	24,069	28,418	28,418
144-400-4403	Impact Fees Interest	397	380	54	30	-	-	-	-
144-400-5105	Storm/Flood Control Impact Fee	-	-	-	-	-	4,349	-	-
	TOTAL REVENUE:	397	380	54	30	-	4,349	-	-
144-422-9836	Transfer for Storm Drain	-	-	-	-	-	-	-	-
144-422-9822	Coalinga Sports Complex	-	-	-	-	-	-	-	-
144-422-9855	Plaza Beautification/Reconst.	-	5,018	103,001	240	-	-	-	-
144-422-9863	Forest St Reconst (3rd-5th)	-	-	-	-	-	-	-	-
	TOTAL EXPENSE:	-	5,018	103,001	240	-	-	-	-
	ENDING FUND BALANCE:	131,864	127,226	24,279	24,069	24,069	28,418	28,418	28,418
Fund 145-Streets, Bridges Impact Fees									
	BEGINNING FUND BALANCE:	96,763	97,055	97,345	97,524	97,645	97,645	99,179	99,179
145-400-4403	Impact Fees Interest	292	290	179	121	-	-	-	-
145-400-5105	Street & Roads Impact Fees	-	-	-	-	-	1,534	-	-
	TOTAL REVENUE:	292	290	179	121	-	1,534	-	-
145-422-9823	Traffic Study	-	-	-	-	-	-	-	-
	TOTAL EXPENSE:	-	-	-	-	-	-	-	-
	ENDING FUND BALANCE:	97,055	97,345	97,524	97,645	97,645	99,179	99,179	99,179
Fund 146-Park Impact Fees									
	BEGINNING FUND BALANCE:	-	-	-	-	-	-	-	-
146-400-5105	Park Impact Fees	-	-	-	-	-	-	-	-
	TOTAL REVENUE:	-	-	-	-	-	-	-	-
146-422-9822	Coalinga Sports Complex	-	-	-	-	-	-	-	-
	TOTAL EXPENSE:	-	-	-	-	-	-	-	-
	ENDING FUND BALANCE:	-	-	-	-	-	-	-	-

City of Coalinga
Special Assessment Districts Fund 130
Revenue and Expense
FY 2017-2018 Adopted Budget

Account	Description	2012	2013	2014	2015	2016	2016	2017	2018
		Actual	Actual	Actual	Actual	Adopted	Actual	Adopted	Adopted
					(Unaudited)	(Unaudited)			
130-400-4401	Interest Earned	890	903	465	340	500	-	-	-
Elm Avenue A.D. 1992-1									
130-451-4701	A.D. Bond Payments	63,562	63,715	63,696	63,522	62,000	49,104	55,000	60,000
TOTAL REVENUE 1992-1:		63,562	63,715	63,696	63,522	62,000	49,104	55,000	60,000
130-451-8810	Administrative Fees	1,352	1,341	1,399	1,401	1,400	1,418	1,500	1,500
130-451-9601	Bond Principal Payment	35,000	40,000	45,000	45,000	50,000	50,000	55,000	60,000
130-451-9602	Bond Interest Payment	28,869	25,963	22,669	19,181	15,500	8,719	11,432	6,975
TOTAL EXPENSE 1992-1:		65,220	67,304	69,067	65,582	66,900	60,137	67,932	68,475
Rural Water A.D. #1									
130-603-4701	A.D. Bond Payments	-	-	-	-	-	-	-	-
TOTAL REVENUE #1:		-	-	-	-	-	-	-	-
130-603-8810	Administrative Fees	758	694	715	736	700	749	800	800
TOTAL EXPENSE #1:		758	694	715	736	700	749	800	800
Juniper Ridge A.D. 1991-1 A									
130-707-4401	Interest Earned	-	295	-	-	-	-	-	-
130-707-4701	A.D. Bond Payments	100,972	92,598	88,384	96,265	90,000	85,674	90,000	-
130-707-4702	Prepaid Special Assessments	5,498	1,842	3,249	-	-	-	-	-
130-707-4703	Redemption Premium	169	55	101	-	-	-	-	-
130-707-4705	Legal & Publishing Fees	184	78	150	-	-	-	-	-
TOTAL REVENUE 1991-1A:		106,824	94,868	91,884	96,265	90,000	85,674	90,000	-
130-707-8810	Administrative Fees	1,739	1,768	1,807	1,746	1,800	1,784	-	-
130-707-9601	Bond Principal Payment	50,000	55,000	85,000	70,000	65,000	65,000	75,000	-
130-707-9602	Bond Interest Payment	34,875	29,993	24,413	16,275	10,000	6,510	3,488	-
TOTAL EXPENSE 1991-1A:		86,614	86,761	111,220	88,021	76,800	73,294	78,488	-
Monterey Extension A.D. 1991-2									
130-708-4701	A.D. Bond Payments	27,510	27,641	29,333	28,990	28,000	28,544	28,000	-
TOTAL REVENUE 1991-2:		27,510	27,641	29,333	28,990	28,000	28,544	28,000	-
130-708-8810	Administrative Fees	766	781	802	815	850	842	-	-
130-708-9601	Bond Principal Payment	15,000	15,000	20,000	25,000	25,000	25,000	25,000	-
130-708-9602	Bond Interest Payment	11,163	9,738	8,075	5,938	3,563	2,375	1,188	-
TOTAL EXPENSE 1991-2:		26,929	25,519	28,877	31,753	29,413	28,217	26,188	-
Juniper Ridge A.D. 1991-1 B									
130-775-4401	Interest Earned	-	103	-	-	-	-	-	-
130-775-4701	A.D. Bond Payments	21,366	18,824	17,841	19,992	17,000	15,800	17,000	-
130-775-4702	Prepaid Special Assessments	1,329	441	754	-	-	-	-	-
130-775-4703	Redemption Premium	41	13	23	-	-	-	-	-
130-775-4705	Legal & Publishing Fees	120	57	112	-	-	-	-	-
TOTAL REVENUE 1991-1B:		22,856	19,438	18,730	19,992	17,000	15,800	17,000	-
130-775-8810	Administrative Fees	1,673	1,703	1,729	1,681	1,750	1,713	-	-
130-775-9601	Bond Principal Payment	6,000	11,000	16,000	10,000	10,000	10,000	9,000	-
130-775-9602	Bond Interest Payment	5,487	4,697	3,674	2,232	1,300	883	419	-
TOTAL EXPENSE 1991-1B:		13,160	17,400	21,403	13,913	13,050	12,596	9,419	-
Fund 130	BEGINNING FUND BALANCE:	266,444	295,404	304,291	277,118	286,222	286,222	290,351	297,525
	TOTAL REVENUE FUND 130:	221,642	206,564	204,108	209,110	197,500	179,122	190,000	60,000
	TOTAL EXPENSE FUND 130:	192,682	197,677	231,282	200,005	186,863	174,993	182,827	69,275
Fund 130	ENDING FUND BALANCE:	295,404	304,291	277,118	286,222	296,859	290,351	297,525	288,250

City of Coalinga
Coalinga Public Financing Authority Fund 150
Revenue and Expense
FY 2017-2018 Adopted Budget

Account	Description	2012	2013	2014	2015	2016	2016	2017	2018
		Actual	Actual	Actual	Actual	Adopted	Actual	Adopted	Adopted
		(Unaudited)				(Unaudited)			
150-400-4401	Interest Earned	62,083	62,333	62,037	60,000	-	-	-	-
150-400-4420	Transfer from Successor Agency	225,901	890,404	705,368	703,101	534,690		701,480	705,168
150-400-4422	Transfer From RDA Fund	653,926	-	-	-	-	-	-	-
150-400-4423	Transfer From A.D. Fund	186,393	191,389	224,830	193,627	180,363		180,527	66,975
150-400-4424	Transfer From Water Fund	3,610,045	776,167	788,439	319,638	713,349		713,277	625,493
150-400-4425	Transfer From Sewer Fund	1,321,756	144,711	149,273	-	149,273		149,273	199,273
150-400-4426	Transfer From Airport Fund	63,725	60,138	61,344	62,175	-	-	-	-
150-400-4433	West Hills Col. Dorm Loan Pmt	415,194	-	-	-	-	-	-	-
TOTAL REVENUE:		6,539,023	2,125,142	1,991,290	1,338,541	1,577,675	-	1,744,557	1,596,909
150-751-9601	Principal-1998 Series A	730,000	775,000	643,235	865,000	495,000	490,000	520,000	365,000
150-751-9602	Interest-1998 Series A	351,933	309,189	255,914	213,682	174,581	93,966	144,750	118,200
150-751-9603	Fiscal Agent Fees-1998 A	2,714	2,915	3,327	3,300	3,400	2,328	3,400	3,400
150-752-9601	Principal-1998 Series B	105,000	25,000	25,000	35,000	40,000		40,000	-
150-752-9602	Interest-1998 Series B	9,950	5,088	4,000	5,750	4,000		2,000	-
150-752-9603	Fiscal Agent Fees-1998 B	1,928	2,915	3,327	3,300	3,400		3,400	-
150-753-9601	Principal-1998 Series C	385,000	100,000	85,000	110,000	120,000		120,000	-
150-753-9602	Interest-1998 Series C	39,753	19,050	14,308	20,650	14,160		7,080	-
150-753-9603	Fiscal Agent Fees-1998 C	500	2,915	3,327	3,300	-		-	-
150-754-9601	Principal-2000 Wtr/Swr	4,499,486	-	-	-	-	-	-	-
150-754-9602	Interest-2000 Wtr/Swr	111,200	-	-	-	-	-	-	-
150-754-9603	Fiscal Agent Fees-2000 Wtr/Swr	6,619	-	-	-	-	-	-	-
150-755-9601	Principal-2000 RDA	10,000	15,000	15,000	15,000	15,000		20,000	25,000
150-755-9602	Interest-2000 RDA	160,088	159,430	158,628	157,810	156,977		155,988	154,687
150-755-9603	Fiscal Agent Fees-2000 RDA	-	-	-	-	-		-	-
150-755-9606	Fiscal Agent Fees-2009 RDA A	-	-	-	-	-		-	-
150-755-9609	Fiscal Agent Fees-2009 RDA B	-	-	-	-	-		-	-
150-755-9612	Fiscal Agent Fees-2009 RDA C	-	-	-	-	-		-	-
150-757-8810	Professional Svc-2012 Wtr/Swr	-	-	-	-	-		-	-
150-757-9601	Principal-2012 Water/Sewer	-	-	-	-	-		-	205,000
150-757-9602	Interest-2012 Water & Sewer	-	600,828	619,765	-	619,765		619,765	619,765
150-757-9603	Fiscal Agent Fees-2012 Wtr/Swr	-	-	-	-	-		-	-
150-900-9407	Transfer to RDA SA Fund 820	648,567	-	183,386	177,062	5,680		6,240	-
TOTAL EXPENSE:		7,062,737	2,017,330	2,014,216	1,609,854	1,651,963	586,294	1,642,623	1,491,052
Fund 150	BEGINNING FUND BALANCE:	2,266,872	1,743,158	1,850,970	1,828,044	1,556,731	1,556,731	970,437	1,072,371
	TOTAL REVENUE FUND 150:	6,539,023	2,125,142	1,991,290	1,338,541	1,577,675	-	1,744,557	1,596,909
	TOTAL EXPENSE FUND 150:	7,062,737	2,017,330	2,014,216	1,609,854	1,651,963	586,294	1,642,623	1,491,052
Fund 150	ENDING FUND BALANCE:	1,743,158	1,850,970	1,828,044	1,556,731	1,482,443	970,437	1,072,371	1,178,228

City of Coalinga
Water Enterprise Fund 501
Revenue and Expense
FY 2017-2018 Adopted Budget

	2012 Actual	2013 Actual	2014 Actual	2015 Actual (Unaudited)	2016 Adopted	2016 Actual (Unaudited)	2017 Adopted	2018 Adopted
Beginning Fund Balance	4,782,423	4,236,410	3,769,206	3,354,515	3,029,814	3,029,814	3,626,926	3,810,666
Revenue:								
2012 Water Bond Proceeds	4,126,596	4,079,772	4,039,096	3,896,454	4,396,349	4,735,308	4,776,349	4,951,350
			2,825,702	2,903	1,000,000	-	1,000,000	2,135,000
Total Revenue:	4,126,596	4,079,772	6,864,799	3,899,357	5,396,349	4,735,308	5,776,349	7,086,350
Expense:								
Finance-Utility Billing	-	-	-	-	-	-	-	190,475
Water Plant	3,388,205	3,193,089	3,365,313	3,187,352	3,629,469	3,522,211	3,828,011	3,680,167
2012 Water Bond Project			2,825,702	2,903	1,000,000	71,957	1,000,000	2,135,000
			6,191,015	3,190,256	4,629,469	3,594,168	4,828,011	5,815,167
Water Distribution	1,284,404	1,353,887	1,088,474	1,033,802	723,764	544,028	764,598	955,938
Total Expense:	4,672,609	4,546,976	7,279,490	4,224,058	5,353,233	4,138,196	5,592,609	6,961,580
Variance: Revenue vs Expense	(546,013)	(467,204)	(414,691)	(324,701)	43,116	597,112	183,740	124,770
Ending Fund Balance	4,236,410	3,769,206	3,354,515	3,029,814	3,072,930	3,626,926	3,810,666	3,935,436
Prior Year Adjustment Fund Bal								
Ending Fund Balance								

CITY OF COALINGA
FY 2017-2018 Adopted Budget
Water Enterprise Fund
Detail - Revenue and Expense

Account	Description	2012	2013	2014	2015	2016	2016	2017	2018
		Actual	Actual	Actual	Actual	Adopted	Actual	Adopted	Adopted
					(Unaudited)		(Unaudited)		
FUND 501 - WATER ENTERPRISE FUND									
501-400-4812	Operating Transfer In	467,196	-	-	-	-	-	-	-
501-400-4401	Interest Earned	2,666	2,276	835	514	2,000	28	1,000	1,000
501-400-4816	Miscellaneous Revenues	-	-	5,700	6,000	2,000	-	2,000	2,000
501-400-5101	Treated Water Sales	3,432,443	3,917,582	3,900,660	3,803,331	4,300,000	4,118,763	4,400,000	4,536,000
501-400-5102	Untreated Water Sales Contract	202,103	140,125	92,362	35,832	45,000	587,412	350,000	389,000
501-400-5103	Installation Charges	3,844	3,242	12,147	9,025	5,000	1,250	5,000	5,000
501-400-5104	Account Service Charges	4,996	3,198	14,043	6,371	5,000	2,174	5,000	5,000
501-400-5105	Water Dev. Impact Fees	13,349	13,349	13,349	13,349	13,349	13,349	13,349	13,350
501-400-4692	Use of 2012 Water Bond Proceed	-	-	2,825,702	8,231	1,000,000	-	1,000,000	2,135,000
501-400-5090	Electric Demand Response Pgm	-	-	-	22,031	24,000	12,332	-	-
TOTAL REVENUE:		4,126,596	4,079,772	6,864,799	3,904,685	5,396,349	4,735,308	5,776,349	7,086,350

EXPENSE

Finance Division-Moved from Fund 651 Utility Billing

501-406-6001	Salaries Regular								94,705
501-406-6002	Salaries Part Time								-
501-406-6003	Salaries Overtime								270
501-406-6005	Salaries Cash Outs								1,074
501-406-6200	Retirement CALPERS								7,125
501-406-6201	Retirement 401A								-
501-406-6202	Medical/Life Insurance								18,859
501-406-6203	Social Security FICA								5,872
501-406-6204	Medicare Insurance								1,373
501-406-6205	Disability Income Insurance								280
501-406-6206	Deferred Comp - 457 Retirement								792
501-406-6207	Workers Comp. Insurance								5,588
501-406-6208	Uniform Allowance								48
501-406-6220	Retirement CalPERS UL								-
501-406-9002	Unemployment Insurance								947
Personnel Cost:		-	-	-	-	-	-	-	136,933
501-406-7001	Office Supplies								800
501-406-7003	Postage & Freight Out								11,200
501-406-7004	Printing & Binding								4,800
501-406-7016	Gasoline & Diesel								2,480
501-406-7203	Telephone								160
501-406-8401	Office Equip Repairs & Maint								600
501-406-8601	Training, Travel, & Conference								400
501-406-8603	Subs, Dues & Publications								12
501-406-8804	Computer Programming/Consult.								12,800
501-406-8806	Medical - General								160
501-406-8810	Other Professional Services								6,000
501-406-8901	Personnel Advertising								40
501-406-8902	Interview Expense								2
501-406-8904	Physical w/Drug & Alcohol Test								160
501-406-8907	Fingerprinting								28
501-406-9001	Liability & Property Insurance								5,860
501-406-9403	Cash Short/Over								40
501-406-9803	Office Furniture & Equipment								2,000
501-406-9804	Major Machinery & Equipment								-
501-406-9402	Bad Debt Expense								6,000
O & M Cost:		-	-	-	-	-	-	-	53,542
FINANCE TOTAL EXPENSE:		-	-	-	-	-	-	-	190,475

Water Plant Division

501-503-6001	Salaries Regular	294,872	284,031	267,141	228,784	291,599	272,651	304,958	314,351
501-503-6002	Salaries Part Time	3,246	5,515	2,671	4,844	20,728	19,113	19,760	9,880

CITY OF COALINGA
FY 2017-2018 Adopted Budget
Water Enterprise Fund
Detail - Revenue and Expense

Account	Description	2012 Actual	2013 Actual	2014 Actual	2015 Actual	2016 Adopted	2016 Actual	2017 Adopted	2018 Adopted
501-503-6003	Salaries Overtime	11,849	22,312	32,673	38,671	36,000	46,656	36,000	37,000
501-503-6004	Salaries-Scheduled Standby	37,037	14,087	-	-	-	-	-	-
501-503-6005	Salaries Cash Outs	709	1,153	-	1,160	1,300	644	1,300	1,300
501-503-6200	Retirement CALPERS	-	8,909	19,313	16,570	23,089	18,688	25,206	25,781
501-503-6201	Retirement 401A	49,842	24,412	-	-	-	-	-	-
501-503-6202	Medical/Life Insurance	50,020	59,139	60,440	50,196	59,739	47,587	52,143	52,167
501-503-6203	Social Security FICA	21,679	19,474	17,369	16,583	19,364	20,592	20,133	20,102
501-503-6204	Medicare Insurance	5,173	4,606	4,062	3,878	4,529	4,849	4,709	4,701
501-503-6205	Disability Income Insurance	109	78	134	226	140	218	140	140
501-503-6206	Deferred Comp - 457 Retirement	6,148	4,522	3,044	3,888	3,400	5,723	3,400	3,400
501-503-6207	Workers Comp. Insurance	20,462	14,653	23,848	18,256	17,833	11,932	17,823	18,340
501-503-6208	Safety Boot Allowance	383	476	518	709	1,050	549	1,050	1,050
501-503-6220	Retirement CalPERS UL	-	-	-	-	2,916	-	-	-
501-503-9002	Unemployment Claims	4,484	2,745	-	-	2,916	-	3,050	3,144
	Personnel Cost:	506,014	466,111	431,214	383,763	484,603	449,202	489,672	491,356
501-503-8821	State of CA-PVSP Water Refund	379,567	-	-	-	-	-	-	-
501-503-7001	Office Supplies	1,245	1,563	1,040	1,927	1,600	1,419	2,000	2,000
501-503-7003	Postage & Freight Out	132	203	102	194	750	548	1,000	1,000
501-503-7004	Printing & Binding	3,311	525	3,766	4,222	3,550	5,529	3,550	3,550
501-503-7006	Small Tools & Equipment	816	2,382	1,585	840	2,000	3,011	2,000	10,000
501-503-7010	Uniforms	605	-	496	996	1,600	1,578	1,600	1,700
501-503-7014	Utility Parts & Supplies	24,222	29,971	31,756	28,170	25,000	49,758	35,500	30,000
501-503-7015	Vehicle Repairs & Maintenance	-	-	-	-	-	-	-	3,000
501-503-7016	Gasoline & Diesel	11,863	15,653	16,997	11,804	14,000	9,204	15,000	15,000
501-503-7020	Lab Supplies	2,624	2,350	1,330	5,643	4,000	7,598	5,500	10,000
501-503-7021	Chemicals Ammonia	37,860	34,890	37,874	32,729	38,000	32,508	38,000	38,000
501-503-7022	Chemicals Zinc Ortho.	34,615	71,354	-	35,294	45,000	-	45,000	45,000
501-503-7023	Chemicals Chlorine	15,715	14,683	30,888	87,465	17,000	11,056	17,000	17,000
501-503-7024	Chemicals Aluminate Sulfate	70,167	79,040	70,431	61,056	70,000	76,302	70,000	70,000
501-503-7025	Chemicals Fluoride	27,045	10,579	13,231	12,593	30,000	11,006	30,000	-
501-503-7027	Chemicals Polymers	52,569	-	70,034	66,557	55,000	68,556	55,000	55,000
501-503-7030	Chemicals Hypochlorite	11,539	11,767	7,830	-	85,000	64,092	85,000	10,000
501-503-7035	Chemicals pH Adjustment Acid	-	-	-	-	25,000	170,244	60,000	60,000
501-503-7036	Chemicals Activated Carbon	-	-	-	-	-	-	50,000	50,000
501-503-7037	Chemicals Caustic Solution	-	-	-	-	-	-	50,000	50,000
501-503-7040	Chemicals Sodium Permanganate	-	-	-	-	80,000	60,034	80,000	80,000
501-503-7044	Miscellaneous Supplies	605	496	970	332	1,000	2,454	-	-
501-503-7201	Water, Gas, Sanitation & Sewer	408	768	774	659	1,000	812	1,000	1,000

CITY OF COALINGA
FY 2017-2018 Adopted Budget
Water Enterprise Fund
Detail - Revenue and Expense

Account	Description	2012	2013	2014	2015	2016	2016	2017	2018
		Actual	Actual	Actual	Actual	Adopted	Actual	Adopted	Adopted
501-503-7202	Electric	581,605	626,399	642,488	503,901	550,000	574,581	550,000	600,000
501-503-7203	Telephone	961	1,008	1,322	1,047	1,500	790	1,500	1,500
501-503-8001	Water Purchases	724,883	732,266	731,250	747,418	760,000	750,189	760,000	840,000
501-503-8007	Miscellaneous Items	-	1,807	3,449	7,548	1,000	1,777	-	-
501-503-8203	Equipment Rental	-	-	-	200	1,000	96	3,500	3,500
501-503-8401	Office Equip Repairs & Maint	-	-	178	139	94	155	94	500
501-503-8402	Major Equip Repairs & Maint.	71,312	58,174	96,616	54,554	60,000	23,553	60,000	60,000
501-503-8403	Bldg Repairs, Maint & Security	1,941	1,270	1,240	45	3,500	3,204	10,000	10,000
501-503-8405	Grounds Chemicals & Maint.	1,254	-	92	-	3,000	1,295	3,000	3,000
501-503-8406	Vehicle Repairs & Maintenance	1,941	4,556	5,012	8,488	4,900	5,666	4,900	5,000
501-503-8407	Safety Equip. Repairs & Maint.	974	2,669	5,038	3,156	4,000	6,350	4,000	4,000
501-503-8601	Training, Travel, & Conference	3,637	5,502	4,084	1,228	5,000	3,528	5,000	7,500
501-503-8603	Cert, Renewal, Subs & Dues	2,764	3,497	2,382	3,248	4,500	1,520	1,500	1,500
501-503-8804	Computer Program & Consulting	-	-	-	-	105	33	1,000	1,000
501-503-8805	Medical - General	-	-	-	-	470	752	470	470
501-503-8806	Westlands Coalinga Canal Maint	62,823	112,555	154,355	235,992	135,000	263,268	145,000	56,000
501-503-8807	USBR Maint & Restoration Fees	-	-	50	-	-	-	-	-
501-503-8808	Outside Laboratory	18,024	23,538	18,558	23,202	27,000	14,766	27,000	15,000
501-503-8810	Professional Services	54,625	55,026	24,936	100,455	55,000	148,419	55,000	100,000
501-503-8813	Grant Writing/Application	-	-	-	-	12,000	-	12,000	-
501-503-8901	Personnel Advertising	-	-	-	-	117	-	117	-
501-503-8902	Interview Expenses	-	-	-	-	6	-	6	-
501-503-8904	Physical w/Drug & Alcohol Test	-	-	102	238	468	206	468	-
501-503-8907	Fingerprinting	-	-	-	-	82	-	82	-
501-503-9001	Liability & Property Insurance	18,699	17,650	19,407	7,666	18,100	12,059	18,100	-
501-503-9004	Claims & Judgments	958	-	-	-	-	-	-	-
501-503-9209	Taxes, Licenses, & Fees	6,946	7,543	9,898	18,905	15,000	38,144	15,000	15,000
501-503-9403	Amortization Expense	4,358	17,432	14,056	14,056	-	-	-	-
501-503-9404	Cost Allocation Utility Bill	78,275	71,140	67,039	57,558	63,077	-	63,077	-
501-503-9405	Overhead Allocation General	134,098	134,098	134,098	134,098	134,098	134,098	134,098	134,098
501-503-9804	Major Machinery & Equipment	13,471	15,684	42,611	7,350	45,000	25,161	100,000	100,000
501-503-9805	Improvements (Turbidimeters)	5,465	2,180	863	8,618	-	-	-	-
501-503-9806	Derrick Reservoir Valve Replac	-	-	-	-	-	-	-	-
501-503-9807	Ammonia Analyzer Replacement	-	-	8,165	-	-	-	-	-
501-503-9808	Disinfection Byproducts Study	-	24,756	11,928	7,095	-	-	-	-
501-503-9809	SCBA 2 Unit Purchase	3,486	-	6,474	-	-	-	-	-
501-503-9811	Calaveras Reservoir Inlet Rep.	-	-	-	-	25,000	-	-	50,000
501-503-9844	Water Revenue Bond Projects	-	-	20,387	-	1,000,000	71,957	1,000,000	2,135,000
501-503-9845	Palmer Reservoir Bond Project	14,567	-	2,805,315	2,903	-	-	-	-
501-503-9846	Sodium Hypochlorite Tank Replace	31,029	-	-	-	-	-	-	-
501-503-9603	Fiscal Agent Fees	-	2,058	2,165	2,310	3,000	2,200	3,000	3,000
501-503-9611	1993 Water Plant Expan. Princ	-	-	-	-	220,000	-	235,000	-
501-503-9612	1993 Water Plant Expan. Int.	74,863	63,103	46,748	33,042	22,856	15,072	7,784	-
501-503-9613	1994 USBR Voluntary Principal	-	-	-	-	-	-	-	-
501-503-9614	1994 USBR Voluntary Interest	16,253	10,726	6,057	1,057	-	-	-	-
501-503-9616	2000 Bonds CIP Interest	164,067	-	-	-	-	-	-	-
501-503-9617	2012 Water Rev Bonds-Principal	-	-	-	-	-	-	-	155,000
501-503-9618	2012 Water Rev Bonds-Interest	114,010	456,116	470,402	470,492	470,493	470,418	470,493	470,493
501-503-9848	Change in Accounting Principle	-	-	113,930	-	-	-	-	-
	O & M Cost:	2,882,191	2,726,978	5,759,801	2,806,493	4,144,866	3,144,966	4,338,339	5,323,811
	Water Plant Total:	3,388,205	3,193,089	6,191,015	3,190,256	4,629,469	3,594,168	4,828,011	5,815,167

CITY OF COALINGA
FY 2017-2018 Adopted Budget
Water Enterprise Fund
Detail - Revenue and Expense

Account	Description	2012 Actual	2013 Actual	2014 Actual	2015 Actual	2016 Adopted	2016 Actual	2017 Adopted	2018 Adopted
Water Distribution Division									
501-508-6001	Salaries Regular	194,205	202,074	218,396	211,529	228,369	216,537	242,474	293,878
501-508-6002	Salaries Part Time	-	-	-	155	544	69	-	-
501-508-6003	Salaries Overtime	10,587	13,861	11,531	13,065	11,000	11,958	11,000	13,600
501-508-6005	Salaries Cash Outs	709	1,035	639	1,941	1,600	3,508	1,600	20,270
501-508-6200	Retirement CALPERS	-	7,287	16,946	16,712	18,064	17,337	20,056	24,031
501-508-6201	Retirement 401A	28,524	14,269	-	-	-	-	-	-
501-508-6202	Medical/Life Insurance	32,300	41,374	45,908	42,769	44,847	42,214	42,812	54,996
501-508-6203	Social Security FICA	12,079	12,675	13,767	13,653	14,193	14,009	15,033	18,220
501-508-6204	Medicare Insurance	2,927	3,016	3,220	3,193	3,319	3,310	3,516	4,261
501-508-6205	Disability Income Insurance	109	69	119	209	150	218	150	150
501-508-6206	Deferred Comp - 457 Retirement	4,093	4,355	3,165	3,321	2,100	4,590	2,100	2,100
501-508-6207	Workers Comp. Insurance	13,436	22,839	18,796	(8,860)	22,662	8,840	24,005	29,094
501-508-6208	Uniform Allowance	361	165	390	390	390	390	390	390
501-508-6220	Retirement CalPERS UL	-	-	-	-	2,284	-	-	-
501-508-9002	Unemployment Claims	-	-	-	-	2,284	-	2,425	2,939
	Personnel Cost:	299,332	323,018	332,876	298,076	351,806	322,980	365,561	463,929
501-500-9402	Bad Debt Expense	(20,874)	30,988	26,369	16,160	10,000	14,831	10,000	10,000
501-508-7001	Office Supplies	835	228	317	337	500	49	500	500
501-508-7003	Postage & Freight Out	-	-	2	-	21	74	100	100
501-508-7004	Printing & Binding	-	-	-	-	25	1	25	25
501-508-7006	Small Tools & Equipment	1,651	1,471	2,278	1,419	1,800	270	1,800	1,500
501-508-7010	Uniforms	745	669	824	841	750	643	750	1,370
501-508-7013	Street Materials	1,250	824	335	996	1,000	442	1,000	64,000
501-508-7014	Utility Parts & Supplies	13,658	25,170	25,319	13,648	16,000	14,092	23,000	30,000
501-508-7016	Gasoline & Diesel	8,591	9,039	8,441	7,134	9,000	4,600	9,000	7,500
501-508-7044	Miscellaneous Supplies	109	301	33	278	300	-	300	300
501-508-7202	Electric	1,936	2,018	2,026	1,571	2,300	1,625	2,300	2,000
501-508-8401	Office Equip, Repairs & Maint.	-	-	1,131	98	250	108	250	700
501-508-8403	Buildings Repairs & Maint.	263	182	7,368	3,471	1,500	447	1,500	600
501-508-8406	Vehicle Parts, Repairs & Maint	2,554	3,400	1,366	3,487	3,600	4,063	3,600	4,000
501-508-8407	Misc. Repairs & Maint	-	-	-	-	-	-	-	-
501-508-8601	Training, Travel, & Conference	80	1,970	374	54	3,000	623	3,000	2,000
501-508-8603	Subs., Dues, & Publications	123	142	130	413	650	413	650	750
501-508-8804	Computer Program & Consulting	-	-	-	-	74	167	74	200
501-508-8806	Medical - General	-	-	-	-	330	140	330	350
501-508-8810	Professional Services	3,658	5,531	11,583	4,391	20,000	30,102	20,000	20,000
501-508-8812	Geographic Information Systems	-	-	6,423	3,213	10,000	462	8,000	8,000
501-508-8813	Grant Writing/Application	-	-	-	-	8,000	-	8,000	8,000
501-508-8814	Water Conservation Plan BMP	-	-	24	-	8,100	-	8,100	5,000
501-508-8901	Personnel Advertising	-	-	-	-	82	-	82	82
501-508-8902	Interview Expenses	-	-	-	-	4	-	4	4
501-508-8904	Physical w/Drug & Alcohol Test	-	-	-	-	328	15	328	328
501-508-8907	Fingerprinting	-	-	-	-	58	-	58	58
501-508-9001	Liability & Property Insurance	12,278	10,975	15,631	5,156	13,305	8,328	13,305	13,305
501-508-9004	Claims & Judgments	4,376	-	2,153	1,445	-	1,438	-	-
501-508-9209	Taxes, Licenses, & Fees	106	106	106	106	175	173	175	175
501-508-9401	Depreciation Expense	679,807	667,405	361,905	439,924	-	-	-	-
501-508-9404	Cost Allocation Utility Bill	141,664	132,118	124,501	106,894	117,144	-	117,144	-
501-508-9405	Overhead Allocation General	101,162	101,162	101,162	101,162	101,162	101,162	101,162	101,162
501-508-9804	Major Machinery & Equipment	2,629	6,593	1,321	371	16,500	13,513	3,500	110,000
501-508-9806	Water Meters	28,471	28,904	20,144	23,078	26,000	23,267	61,000	100,000
501-508-9855	Plaza Beautification/Reconst.	-	1,673	34,334	80	-	-	-	-
	O & M Cost:	985,072	1,030,869	755,599	735,725	371,958	221,048	399,037	492,009
	Water Distribution Total:	1,284,403	1,353,887	1,088,474	1,033,802	723,764	544,028	764,598	955,938
	TOTAL EXPENSE:	4,672,608	4,546,976	7,279,490	4,224,058	5,353,233	4,138,196	5,592,609	6,961,580

City of Coalinga
 Gas Enterprise Fund 502
 Revenue and Expense
FY 2017-2018 Adopted Budget

	2012 Actual	2013 Actual	2014 Actual	2015 Actual (Unaudited)	2016 Adopted	2016 Actual (Unaudited)	2017 Adopted	2018 Adopted
Beginning Fund Balance	3,143,914	3,120,933	2,865,022	2,611,346	2,337,653	2,337,653	2,620,300	2,053,895
Revenue:	1,905,496	1,688,410	1,624,413	1,503,868	1,612,000	1,609,891	1,612,000	1,612,000
Expense:	1,928,478	1,944,321	1,878,089	1,777,562	2,469,571	1,327,244	2,178,405	2,170,543
Variance: Revenue vs Expense	(22,982)	(255,911)	(253,676)	(273,693)	(857,571)	282,647	(566,405)	(558,543)
Ending Fund Balance	3,120,933	2,865,022	2,611,346	2,337,653	1,480,082	2,620,300	2,053,895	1,495,352

CITY OF COALINGA
FY 2017-2018 Adopted Budget
Gas Enterprise Fund
Detail - Revenue and Expense

Account	Description	2012	2013	2014	2015	2016	2016	2017	2018
		Actual	Actual	Actual	Actual	Adopted	Actual	Adopted	Adopted
					(Unaudited)				
					(Unaudited)				
Fund 502 - GAS ENTERPRISE FUND									
502-400-4401	Interest Earned	6,890	5,903	3,353	1,930	4,000	-	4,000	4,000
502-400-5201	Natural Gas Sales	1,898,006	1,675,879	1,604,294	1,447,519	1,600,000	1,607,153	1,600,000	1,600,000
502-400-5202	Installation Charges	600	1,315	15,000	-	5,000	1,519	5,000	5,000
502-400-5203	Account Service Charges	-	5,313	1,767	54,420	3,000	1,219	3,000	3,000
TOTAL REVENUE:		1,905,496	1,688,410	1,624,413	1,503,868	1,612,000	1,609,891	1,612,000	1,612,000

EXPENSE

Finance Division-Moved from Fund 651 Utility Billing

502-406-6001	Salaries Regular								82,406
502-406-6002	Salaries Part Time								-
502-406-6003	Salaries Overtime								203
502-406-6005	Salaries Cash Outs								805
502-406-6200	Retirement CALPERS								6,198
502-406-6201	Retirement 401A								-
502-406-6202	Medical/Life Insurance								16,442
502-406-6203	Social Security FICA								5,109
502-406-6204	Medicare Insurance								1,195
502-406-6205	Disability Income Insurance								182
502-406-6206	Deferred Comp - 457 Retirement								693
502-406-6207	Workers Comp. Insurance								4,862
502-406-6208	Uniform Allowance								42
502-406-6220	Retirement CalPERS UL								-
502-406-9002	Unemployment Insurance								824
Personnel Cost:		-	-	-	-	-	-	-	118,961

502-406-7001	Office Supplies								600
502-406-7003	Postage & Freight Out								8,400
502-406-7004	Printing & Binding								3,600
502-406-7016	Gasoline & Diesel								1,860
502-406-7203	Telephone								120
502-406-8401	Office Equip Repairs & Maint								450
502-406-8601	Training, Travel, & Conference								300
502-406-8603	Subs, Dues & Publications								9
502-406-8804	Computer Programming/Consult.								9,600
502-406-8806	Medical - General								120
502-406-8810	Other Professional Services								4,500
502-406-8901	Personnel Advertising								30
502-406-8902	Interview Expense								2
502-406-8904	Physical w/Drug & Alcohol Test								120
502-406-8907	Fingerprinting								21
502-406-9001	Liability & Property Insurance								4,395
502-406-9403	Cash Short/Over								30
502-406-9803	Office Furniture & Equipment								1,500
502-406-9804	Major Machinery & Equipment								-
502-406-9402	Bad Debt Expense								4,500
O & M Cost:		-	-	-	-	-	-	-	40,157
FINANCE TOTAL EXPENSE:		-	-	-	-	-	-	-	159,118

GAS OPERATIONS

502-510-6001	Salaries Regular	205,801	215,053	242,517	223,524	249,901	217,500	268,130	314,148
502-510-6002	Salaries Part Time	760	15,480	-	157	551	86	-	-
502-510-6003	Salaries Overtime	9,900	12,221	11,246	13,066	11,000	11,959	11,000	13,600
502-510-6005	Salaries Cash Outs	1,418	1,430	639	2,148	2,000	3,508	2,000	19,629

CITY OF COALINGA
FY 2017-2018 Adopted Budget
Gas Enterprise Fund
Detail - Revenue and Expense

Account	Description	2012 Actual	2013 Actual	2014 Actual	2015 Actual	2016 Adopted	2016 Actual	2017 Adopted	2018 Adopted
502-510-6200	Retirement CALPERS	-	7,828	18,123	17,564	19,788	17,404	22,081	25,925
502-510-6201	Retirement 401A	30,278	14,506	-	-	-	-	-	-
502-510-6202	Medical/Life Insurance	32,872	42,355	47,853	44,025	47,653	42,690	50,743	55,874
502-510-6203	Social Security FICA	12,536	14,091	14,761	14,390	15,528	14,064	16,624	19,477
502-510-6204	Medicare Insurance	3,137	3,400	3,452	3,365	3,632	3,322	3,888	4,555
502-510-6205	Disability Income Insurance	219	93	146	286	150	218	150	150
502-510-6206	Deferred Comp - 457 Retirement	4,071	4,333	3,168	3,322	2,000	4,591	2,000	2,000
502-510-6207	Workers Comp. Insurance	14,402	23,563	20,114	(8,723)	24,795	9,502	26,545	31,101
502-510-6208	Uniform Allowance	488	110	390	8	390	390	390	390
502-510-6220	Retirement CalPERS UL	-	-	-	-	2,499	-	-	-
502-510-9002	Unemployment Claims	-	25,099	531	-	2,499	-	2,681	3,142
Personnel Cost:		315,881	379,561	362,941	313,133	382,386	325,234	406,232	489,991
502-500-9402	Bad Debt Expense	33,145	26,793	30,096	16,576	10,000	3,146	10,000	10,000
502-510-7001	Office Supplies	732	423	707	807	862	389	850	850
502-510-7003	Postage & Freight Out	11	16	184	26	156	119	156	156
502-510-7004	Printing & Binding	-	-	-	-	25	1	25	25
502-510-7006	Small Tools & Equipment	1,729	734	2,291	2,093	3,300	645	3,300	1,500
502-510-7010	Uniforms	446	370	899	408	450	304	450	1,370
502-510-7013	Street Materials	-	-	580	798	800	44	800	1,200
502-510-7014	Utility Parts & Supplies	10,008	4,183	9,205	8,748	10,000	3,689	17,000	20,000
502-510-7016	Gasoline & Diesel	8,600	9,025	8,548	6,456	9,500	4,599	9,500	9,500
502-510-7044	Miscellaneous Supplies	270	177	354	153	400	210	400	400
502-510-7202	Electric	6,101	6,497	6,510	6,093	6,500	6,793	6,500	6,800
502-510-7203	Telephone	1,862	1,847	2,156	1,406	2,100	1,023	2,100	2,100
502-510-8002	PG&E Wholesale Transportation	-	127,620	149,692	126,889	140,000	(63,419)	140,000	140,000
502-510-8003	Gas Purchases for Resale	1,161,448	1,058,448	904,175	608,001	1,100,000	484,486	1,100,000	700,000
502-510-8010	Gas Assistance Program	2,499	3,829	2,454	1,424	7,600	2,025	7,600	7,500
502-510-8401	Office Equip Repairs & Maint	136	245	1,555	254	1,000	620	1,000	1,000
502-510-8402	Major Equip Repairs & Maint.	-	-	-	-	-	-	-	-
502-510-8403	Buildings Repairs & Maint.	290	140	6,978	7,196	5,000	-	5,000	10,000
502-510-8406	Vehicle Parts, Repairs & Maint	4,587	2,816	5,381	10,737	8,500	6,426	8,500	8,000
502-510-8601	Training, Travel, & Conference	1,146	1,657	153	1,913	10,000	1,811	10,000	10,000
502-510-8603	Subs., Dues, & Publications	123	142	130	-	400	-	400	500
502-510-8804	Computer Program & Consulting	-	-	43	-	75	55	75	75
502-510-8806	Medical - General	-	-	-	-	332	140	332	332
502-510-8810	Professional Services	34,508	22,938	32,200	28,771	30,000	25,307	45,000	45,000
502-510-8812	Geographic Information Systems	-	-	6,427	12,832	40,000	3,358	40,000	40,000
502-510-8813	Grant Writing/Application	-	-	-	-	12,000	-	12,000	6,000
502-510-8901	Personnel Advertising	-	-	-	-	83	-	83	83
502-510-8902	Interview Expenses	-	-	-	-	4	-	4	4
502-510-8904	Physical w/Drug & Alcohol Test	-	-	-	-	332	38	332	332
502-510-8907	Fingerprinting	-	-	-	-	58	-	58	58
502-510-9001	Liability & Property Insurance	13,160	11,301	16,722	5,423	14,115	9,085	14,115	14,115
502-510-9004	Settlements & Judgments	990	893	-	1,445	-	438	-	-
502-510-9401	Depreciation Expense	57,208	44,411	40,287	39,767	-	-	-	-
502-510-9404	Cost Allocation Utility Bill	123,667	86,950	78,778	61,064	67,059	-	67,059	-
502-510-9405	General Fund Overhead Allocat.	144,534	144,534	144,534	144,534	144,534	144,534	144,534	144,534
502-510-9408	Police Dept. Services Fees	-	-	-	326,000	326,000	326,000	-	-
502-510-9804	Major Machinery & Equipment	3,694	1,036	1,321	3,071	36,000	15,300	25,000	110,000
502-510-9807	Gas Meter Purchases	1,703	7,735	62,489	41,544	100,000	24,844	100,000	80,000
502-510-9855	Plaza Beautification/Reconst.	-	-	299	-	-	-	-	-
502-510-9894	2016 Alley Paving Project	-	-	-	-	-	-	-	150,000
O & M Cost:		1,612,596	1,564,760	1,515,148	1,464,429	2,087,185	1,002,010	1,772,173	1,521,434
GAS OPERATIONS TOTAL EXPENSE:		1,928,478	1,944,321	1,878,089	1,777,562	2,469,571	1,327,244	2,178,405	2,011,425

City of Coalinga
Wastewater (Sewer) Enterprise Fund 503
Revenue and Expense
FY 2017-2018 Adopted Budget

	2012 Actual	2013 Actual	2014 Actual	2015 Actual (Unaudited)	2016 Adopted	2016 Actual (Unaudited)	2017 Adopted	2018 Adopted
Beginning Fund Balance	6,759,049	6,849,297	6,795,054	6,651,991	6,630,217	6,630,217	6,775,835	6,342,628
Revenue:								
2012 Sewer Bond Proceeds	-	-	-	5,170	286,000	-	194,000	600,000
Total Revenue:	1,200,851	1,075,581	1,063,290	1,116,626	1,425,400	1,096,420	1,223,400	1,629,400
Expense:								
Finance	-	-	-	-	-	-	-	105,151
Wastewater Plant	822,469	880,285	929,036	870,824	801,339	588,829	1,083,274	1,191,231
2012 Sewer Bond Project								600,000
Wastewater Collection	288,135	249,539	277,317	262,405	349,441	270,029	379,333	688,584
2012 Sewer Bond Project				5,170	286,000	91,944	194,000	-
Total Expense:	1,110,604	1,129,824	1,206,353	1,138,399	1,436,780	950,802	1,656,607	2,584,966
Variance: Revenue vs Expense	90,247	(54,243)	(143,063)	(21,773)	(11,380)	145,618	(433,207)	(955,566)
Ending Fund Balance	6,849,296	6,795,054	6,651,991	6,630,217	6,618,837	6,775,835	6,342,628	5,387,062
Prior Year Adjustment Fund Bal								
Ending Fund Balance								

CITY OF COALINGA
FY 2017-2018 Adopted Budget
Wastewater Enterprise Fund
Detail - Revenue and Expense

Account	Description	2012	2013	2014	2015	2016	2016	2017	2018
		Actual	Actual	Actual	Actual	Adopted	Actual	Adopted	Adopted
					(Unaudited)		(Unaudited)		
FUND 503 - WASTEWATER ENTERPRISE FUND									
503-400-4401	Interest Earned	5,429	5,116	-	2,406	3,500	9	3,500	3,500
503-400-4402	Land Rentals	11,350	22,700	3,269	22,700	22,700	45,400	22,700	22,700
503-400-4692	Use of 2012 Sewer Bond Proceeds	-	-	-	5,170	286,000	-	194,000	600,000
503-400-4812	Operating Transfer In	181,371	-	-	-	-	-	-	-
503-400-4816	Miscellaneous Revenues	-	-	-	37,013	-	-	-	-
503-400-5301	Sewer Service	1,001,451	1,046,421	1,054,461	1,047,961	1,050,000	1,050,761	1,000,000	1,000,000
503-400-5302	Sewer Connection Fees	250	125	3,125	1,376	2,000	250	2,000	2,000
503-400-5303	Account Service Charges	1,000	1,220	1,435	-	1,200	-	1,200	1,200
503-400-5304	Effluent Sewer Charges	-	-	1,000	-	30,000	-	-	-
503-400-5305	Sewer Dev. Impact Fees	-	-	-	-	30,000	-	-	-
TOTAL REVENUE:		1,200,851	1,075,581	1,063,290	1,116,626	1,425,400	1,096,420	1,223,400	1,629,400

EXPENSE

Finance Division-Moved from Fund 651 Utility Billing

503-406-6001	Salaries Regular								54,182
503-406-6002	Salaries Part Time								-
503-406-6003	Salaries Overtime								135
503-406-6005	Salaries Cash Outs								537
503-406-6200	Retirement CALPERS								4,231
503-406-6201	Retirement 401A								-
503-406-6202	Medical/Life Insurance								10,808
503-406-6203	Social Security FICA								3,359
503-406-6204	Medicare Insurance								786
503-406-6205	Disability Income Insurance								120
503-406-6206	Deferred Comp - 457 Retirement								455
503-406-6207	Workers Comp. Insurance								3,197
503-406-6208	Uniform Allowance								28
503-406-6220	Retirement CalPERS UL								-
503-406-9002	Unemployment Insurance								542
Personnel Cost:		-	-	-	-	-	-	-	78,380
503-406-7001	Office Supplies								400
503-406-7003	Postage & Freight Out								5,600
503-406-7004	Printing & Binding								2,400
503-406-7016	Gasoline & Diesel								1,240
503-406-7203	Telephone								80
503-406-8401	Office Equip Repairs & Maint								300
503-406-8601	Training, Travel, & Conference								200
503-406-8603	Subs, Dues & Publications								6
503-406-8804	Computer Programming/Consult.								6,400
503-406-8806	Medical - General								80
503-406-8810	Other Professional Services								3,000
503-406-8901	Personnel Advertising								20
503-406-8902	Interview Expense								1
503-406-8904	Physical w/Drug & Alcohol Test								80
503-406-8907	Fingerprinting								14
503-406-9001	Liability & Property Insurance								2,930
503-406-9403	Cash Short/Over								20
503-406-9803	Office Furniture & Equipment								1,000
503-406-9804	Major Machinery & Equipment								-
503-406-9402	Bad Debt Expense								3,000
O & M Cost:		-	-	-	-	-	-	-	26,771
FINANCE TOTAL EXPENSE:		-	-	-	-	-	-	-	105,151

Wastewater Plant Division

503-520-6001	Salaries Regular	122,627	116,046	115,042	97,791	133,094	112,464	151,707	164,719
--------------	------------------	---------	---------	---------	--------	---------	---------	---------	---------

CITY OF COALINGA
FY 2017-2018 Adopted Budget
Wastewater Enterprise Fund
Detail - Revenue and Expense

Account	Description	2012 Actual	2013 Actual	2014 Actual	2015 Actual	2016 Adopted	2016 Actual	2017 Adopted	2018 Adopted
503-520-6002	Salaries Part Time	1,082	1,838	2,470	8,436	10,145	9,681	9,880	9,880
503-520-6003	Salaries Overtime	4,364	8,581	14,003	14,399	15,000	17,235	15,000	16,000
503-520-6005	Salaries Cash Outs	709	720	-	487	600	515	600	850
503-520-6200	Retirement CALPERS	-	3,772	8,292	6,940	10,200	7,696	12,220	12,999
503-520-6201	Retirement 401A	18,543	8,750	-	-	-	-	-	-
503-520-6202	Medical/Life Insurance	18,952	23,346	25,437	19,402	26,675	19,806	29,986	26,249
503-520-6203	Social Security FICA	7,810	7,397	7,642	7,392	8,881	8,437	10,019	10,825
503-520-6204	Medicare Insurance	1,929	1,782	1,787	1,729	2,077	2,000	2,343	2,532
503-520-6205	Disability Income Insurance	109	57	100	181	100	175	100	100
503-520-6206	Deferred Comp - 457 Retirement	1,962	1,588	1,285	1,719	1,500	2,700	1,500	1,500
503-520-6207	Workers Comp. Insurance	8,212	5,281	10,564	7,794	8,451	5,389	9,534	10,301
503-520-6208	Safety Boot Allowance	125	127	365	148	150	145	150	150
503-520-6220	Retirement CalPERS UL	-	-	-	-	1,331	-	-	-
503-520-9002	Unemployment Insurance	1,651	167	-	-	1,331	-	1,517	1,647
	Personnel Cost:	188,077	179,452	186,985	166,418	219,535	186,243	244,556	257,752
503-520-7001	Office Supplies	152	-	6	20	230	57	230	500
503-520-7003	Postage & Freight Out	-	-	1	-	50	-	50	50
503-520-7004	Printing & Binding	-	-	-	-	50	1	50	50
503-520-7006	Small Tools & Equipment	165	1,217	2,139	150	2,000	-	2,000	4,000
503-520-7010	Uniforms	-	129	933	300	500	287	500	1,700
503-520-7014	Utility Parts & Supplies	4,713	4,952	4,718	14,564	7,500	6,096	7,500	10,000
503-520-7015	Vehicle Parts & Supplies	-	-	285	-	1,500	-	1,500	1,500
503-520-7016	Gasoline & Diesel	2,966	3,913	4,249	2,116	4,000	2,841	3,750	3,750
503-520-7201	Water, Gas, Sanitation & Sewer	6,068	7,697	6,857	12,095	8,500	13,765	8,500	8,500
503-520-7202	Electric	101,264	99,905	90,551	60,669	55,000	62,175	55,000	65,000
503-520-7203	Telephone	180	199	961	252	500	-	500	500
503-520-8203	Equipment Rental	-	-	-	-	1,000	2,175	3,500	5,000
503-520-8401	Office Equip Repairs & Maint	-	-	63	48	75	53	75	100
503-520-8402	Major Equip Repairs & Maint.	5,066	20,289	22,824	47,261	45,000	43,106	100,000	100,000
503-520-8403	Buildings Repairs & Maint.	-	519	684	-	1,500	3,656	2,000	2,000
503-520-8405	Grounds, Chemicals & Maint.	-	2,343	1,612	4,051	3,000	4,665	3,000	5,000
503-520-8406	Vehicle Parts, Repairs & Maint	-	-	31	-	2,000	630	2,000	2,000
503-520-8407	Safety Equipment	114	680	130	758	2,000	3,607	2,000	2,000
503-520-8601	Training, Travel, & Conference	-	-	140	151	1,000	634	1,000	2,000
503-520-8603	Certifications, Renewals & Test	414	1,950	2,965	1,746	3,000	570	1,500	1,500
503-520-8804	Computer Program & Consulting	-	-	-	-	36	44	500	500
503-520-8806	Medical - General	-	-	-	-	160	619	160	160
503-520-8808	Laboratory	4,766	5,347	6,381	6,168	6,000	7,770	6,200	10,000
503-520-8810	Professional Services	7,402	11,918	16,610	19,102	25,000	7,700	25,000	75,000
503-520-8811	Sludge Removal Contract	-	8,064	1,779	-	10,000	-	10,000	10,000
503-520-8812	Sewer Master Plan	-	-	-	-	-	-	-	-
503-520-8813	Grant Writing/Application	-	-	-	-	12,000	-	12,000	-
503-520-8901	Personnel Advertising	-	-	-	-	40	-	40	-
503-520-8902	Interview Expense	-	-	-	-	2	-	2	-
503-520-8903	Employee Competency Testing	-	-	-	-	-	-	-	-
503-520-8904	Physical w/Drug & Alcohol Test	-	-	194	64	160	91	160	-
503-520-8907	Fingerprinting	-	-	-	-	28	-	28	-
503-520-9001	Liability & Property Insurance	7,503	6,466	8,587	3,262	8,000	5,479	8,000	8,000
503-520-9209	Taxes, Licenses & Fees	14,450	2,798	16,425	18,331	17,000	17,834	17,000	20,000
503-520-9401	Depreciation Expense	192,004	188,486	185,703	193,142	-	-	-	-
503-520-9403	Amortization Expense	1,376	5,505	4,439	4,439	-	-	-	-
503-520-9404	Cost Allocation Utility Bill	32,625	27,146	25,889	22,500	23,804	-	23,804	-
503-520-9405	Overhead Allocation General	134,496	134,496	134,496	134,496	134,496	134,496	134,496	134,496
503-520-9804	Major Machinery and Equipment	-	6,616	3,924	(33)	-	5,406	200,000	250,000
503-520-9805	Improvements Other Than Bldgs.	-	-	-	-	-	-	-	-
503-520-9602	1981 Revenue Bond Interest	6,881	-	-	-	-	-	-	-
503-520-9603	Fiscal Agent Fees	-	882	660	690	900	-	900	900
503-520-9612	2000 Bonds CIP Interest	73,408	-	-	-	-	-	-	-
503-520-9623	CalPOP Energy Eff. Loan (PG&E)	-	-	-	-	46,500	-	46,500	-

CITY OF COALINGA
FY 2017-2018 Adopted Budget
Wastewater Enterprise Fund
Detail - Revenue and Expense

Account	Description	2012 Actual	2013 Actual	2014 Actual	2015 Actual	2016 Adopted	2016 Actual	2017 Adopted	2018 Adopted
503-520-9615	2012 Sewer Rev Bonds-Principal	-	-	-	-	-	-	-	50,000
503-520-9616	2012 Sewer Rev Bonds-Interest	36,172	145,858	149,273	149,273	149,273	74,636	149,273	149,273
503-521-9808	2012 Sewer Bond Capital Proj.	-	-	-	-	-	-	-	600,000
503-520-9828	Change in Accounting Principle			35,977	-				-
	O & M Cost:	632,183	687,374	729,484	695,615	571,804	398,393	828,718	1,523,479
Wastewater Plant Total:		820,260	866,826	916,469	862,033	791,339	584,636	1,073,274	1,781,231
Wastewater Collection Division									
503-521-6001	Salaries Regular	58,026	53,392	63,744	73,154	70,734	73,960	92,735	113,270
503-521-6002	Salaries Part Time	-	-	-	40	139	38	-	-
503-521-6003	Salaries Overtime	4,928	3,192	2,947	5,711	3,200	5,881	3,200	3,600
503-521-6005	Salaries Cash Outs	709	555	160	489	500	1,231	500	5,407
503-521-6200	Retirement CALPERS	-	1,902	4,939	5,672	5,609	5,900	7,604	9,301
503-521-6201	Retirement 401A	8,762	3,775	-	-	-	-	-	-
503-521-6202	Medical/Life Insurance	8,659	10,050	12,744	14,806	13,233	14,650	17,917	20,000
503-521-6203	Social Security FICA	3,470	3,214	4,067	4,758	4,394	4,838	5,750	7,023
503-521-6204	Medicare Insurance	914	804	952	1,113	1,028	1,158	1,345	1,642
503-521-6205	Disability Income Insurance	109	52	91	171	100	175	100	100
503-521-6206	Deferred Comp - 457 Retirement	1,080	1,083	808	937	650	1,721	650	650
503-521-6207	Workers Comp. Insurance	4,044	5,957	5,482	(2,315)	7,016	2,645	9,181	11,214
503-521-6208	Uniform Allowance	-	-	105	105	105	-	105	105
503-521-6220	Retirement CalPERS UL	-	-	-	-	707	-	-	-
503-521-9002	Unemployment Claims	-	-	-	-	707	-	927	1,133
	Personnel Cost:	90,702	83,976	96,038	104,640	108,122	112,197	140,014	173,445
503-500-9402	Bad Debt Expense	2,209	13,459	12,567	8,791	10,000	4,193	10,000	10,000
503-521-7001	Office Supplies	-	-	3	11	16	13	16	20
503-521-7003	Postage & Freight Out	-	-	0	-	5	-	5	5
503-521-7004	Printing & Binding	-	-	-	-	6	-	6	6
503-521-7010	Uniforms	-	167	-	260	450	248	450	1,370
503-521-7013	Street Materials	-	-	-	700	700	469	700	30,000
503-521-7014	Utility Parts & Supplies	6,740	8,519	5,396	4,548	7,500	3,183	7,500	7,500
503-521-7016	Gasoline & Diesel	4,871	5,274	5,376	3,952	5,500	4,292	5,500	5,000
503-521-7044	Miscellaneous Supplies	329	307	80	-	400	151	400	600
503-521-7201	Water, Gas, Sanitation & Sewer	1,943	1,905	1,150	1,466	1,850	1,246	1,850	1,850
503-521-7202	Electric	5,840	6,202	6,725	6,246	6,000	6,352	6,000	6,300
503-521-7203	Telephone	1,595	1,558	1,941	1,529	2,100	1,420	2,100	2,100
503-521-8401	Office Equip, Repairs & Maint.	-	-	1,029	148	500	28	500	500
503-521-8402	Major Equip Repairs & Maint.	6,503	1,943	9,365	-	6,600	1,651	6,600	25,000
503-521-8403	Buildings Repairs & Maint.	140	140	6,682	3,213	3,500	-	3,500	1,500
503-521-8406	Vehicle Parts, Repairs & Maint	7,530	7,817	1,603	2,608	8,500	6,546	8,500	6,500
503-521-8601	Training, Travel, & Conference	248	-	-	-	800	5	800	800
503-521-8603	Subs., Dues, & Publications	-	-	-	-	300	-	300	300
503-521-8804	Computer Program & Consulting	-	-	-	-	19	44	19	19
503-521-8806	Medical - General	-	-	-	-	84	41	84	84
503-521-8810	Professional Services	15,797	-	21	274	17,900	8,058	17,900	17,900
503-521-8812	Geographic Information Systems	-	-	6,423	1,512	12,000	-	12,000	12,000
503-521-8813	Grant Writing/Application	-	-	-	-	12,000	-	15,000	15,000
503-521-8901	Personnel Advertising	-	-	-	-	21	-	21	21
503-521-8902	Interview Expenses	-	-	-	-	1	-	1	1
503-521-8904	Physical w/Drug & Alcohol Test	-	-	-	-	84	30	84	84
503-521-8907	Fingerprinting	-	-	-	-	15	-	15	15
503-521-9001	Liability & Property Insurance	3,695	2,958	4,556	1,438	3,800	2,572	3,800	3,800
503-521-9004	Claims and Judgments	-	-	-	5,780	-	109	-	-
503-521-9209	Taxes, Licenses, & Fees	163	163	117	117	400	-	400	400
503-521-9404	Cost Allocation Utility Bill	32,626	27,146	25,889	22,500	23,804	-	23,804	-
503-521-9405	Overhead Allocation General	101,464	101,464	101,464	101,464	101,464	101,464	101,464	101,464
503-521-9804	Major Machinery & Equipment	7,950	-	3,457	-	25,000	19,910	20,000	110,000

CITY OF COALINGA
FY 2017-2018 Adopted Budget
Wastewater Enterprise Fund
Detail - Revenue and Expense

Account	Description	2012 Actual	2013 Actual	2014 Actual	2015 Actual	2016 Adopted	2016 Actual	2017 Adopted	2018 Adopted
503-521-9808	2012 Sewer Bond Capital Proj.	-	-	-	5,170	286,000	91,944	194,000	-
503-921-9895	Forest/Truman Street Project	-	-	-	-	-	-	-	165,000
O & M Cost:		199,642	179,021	193,845	171,726	537,319	253,969	443,319	525,139
Wastewater Collection Total:		290,344	262,998	289,884	276,366	645,441	366,166	583,333	698,584
TOTAL EXPENSE:		1,110,604	1,129,824	1,206,353	1,138,399	1,436,780	950,802	1,656,607	2,584,966

City of Coalinga
Sanitation Enterprise Fund 504
Revenue and Expense
FY 2017-2018 Adopted Budget

	2012 Actual	2013 Actual	2014 Actual	2015 Actual (Unaudited)	2016 Adopted	2016 Actual (Unaudited)	2017 Adopted	2016 Adopted
Beginning Fund Balance	43,472	20,334	(26,999)	(50,319)	158,330	158,330	184,919	289,213
Revenue:	1,740,055	1,738,896	1,745,360	1,831,369	1,844,416	1,678,178	1,844,416	1,734,415
Expense:								
Mid Valley Franchise Agreement	1,616,989	1,604,762	1,610,045	1,452,328	1,600,000	1,544,504	1,600,000	1,600,000
Finance-Utility Billing	-	-	-	-	-	-	-	21,498
Street Sweeping	146,204	181,467	158,635	170,393	140,122	107,085	140,122	128,396
TOTAL EXPENSE:	1,763,193	1,786,229	1,768,680	1,622,721	1,740,122	1,651,589	1,740,122	1,749,894
Variance: Revenue vs Expense	(23,137)	(47,333)	(23,320)	208,649	104,294	26,589	104,294	(15,479)
Ending Fund Balance	20,335	(26,999)	(50,319)	158,330	262,624	184,919	289,213	273,734

CITY OF COALINGA
FY 2017-2018 Adopted Budget
Sanitation Enterprise Fund
Detail - Revenue and Expense

Account	Description	2012	2013	2014	2015	2016	2016	2017	2018
		Actual	Actual	Actual	Actual	Adopted	Actual	Adopted	Adopted
					(Unaudited)				
					(Unaudited)				
FUND 504 - SANITATION ENTERPRISE FUND									
504-400-4522	CMAQ-St. Sweeper Grant	-	-	-	248,859	-	-	-	-
504-400-4531	Bev. Container Recycling Grant	5,144	5,000	5,000	-	5,000	249	5,000	5,000
504-400-5401	Refuse Collection Service	1,607,678	1,604,871	1,610,795	1,452,402	1,710,000	1,546,104	1,600,000	1,600,000
504-400-5402	State Highway Maintenance Fees	14,916	14,916	14,916	14,916	14,916	14,916	14,916	14,915
504-400-5404	Automated Sanitation Cans	(249)	-	(76)	(13)	-	-	-	-
504-400-5407	Street Sweeping Charge	112,567	114,109	114,725	115,205	114,500	116,909	114,500	114,500
TOTAL REVENUE:		1,740,055	1,738,896	1,745,360	1,831,369	1,844,416	1,678,178	1,734,416	1,734,415
FRANCHISE CONTRACT EXPENSE									
504-500-9402	Bad Debt Expense	1,815	21,949	20,766	14,870	10,000	7,323	10,000	10,000
504-530-8002	Landfill Disposal Fee	-	-	-	-	-	-	-	-
504-530-8817	Mid Valley Sanitation Services	1,616,989	1,604,762	1,610,045	1,452,328	1,600,000	1,544,504	1,600,000	1,600,000
TOTAL:		1,618,804	1,626,711	1,630,811	1,467,197	1,610,000	1,551,827	1,610,000	1,610,000
Finance Division-Moved from Fund 651 Utility Billing									
504-406-6001	Salaries Regular								5,460
504-406-6002	Salaries Part Time								-
504-406-6003	Salaries Overtime								68
504-406-6005	Salaries Cash Outs								269
504-406-6200	Retirement CALPERS								428
504-406-6201	Retirement 401A								-
504-406-6202	Medical/Life Insurance								1,039
504-406-6203	Social Security FICA								339
504-406-6204	Medicare Insurance								79
504-406-6205	Disability Income Insurance								10
504-406-6206	Deferred Comp - 457 Retirement								40
504-406-6207	Workers Comp. Insurance								322
504-406-6208	Uniform Allowance								3
504-406-6220	Retirement CalPERS UL								-
504-406-9002	Unemployment Insurance								55
Personnel Cost:		-	-	-	-	-	-	-	8,112
504-406-7001	Office Supplies								200
504-406-7003	Postage & Freight Out								2,800
504-406-7004	Printing & Binding								1,200
504-406-7016	Gasoline & Diesel								620
504-406-7203	Telephone								40
504-406-8401	Office Equip Repairs & Maint								150
504-406-8601	Training, Travel, & Conference								100
504-406-8603	Subs, Dues & Publications								3
504-406-8804	Computer Programming/Consult.								3,200
504-406-8806	Medical - General								40
504-406-8810	Other Professional Services								1,500
504-406-8901	Personnel Advertising								10
504-406-8902	Interview Expense								1
504-406-8904	Physical w/Drug & Alcohol Test								40
504-406-8907	Fingerprinting								7
504-406-9001	Liability & Property Insurance								1,465
504-406-9403	Cash Short/Over								10
504-406-9803	Office Furniture & Equipment								500
504-406-9804	Major Machinery & Equipment								-
504-406-9402	Bad Debt Expense								1,500
O & M Cost:		-	-	-	-	-	-	-	13,386
FINANCE TOTAL EXPENSE:		-	-	-	-	-	-	-	21,498
STREET SWEEPING EXPENSE									
504-535-6001	Salaries Regular	39,770	50,833	29,231	39,460	40,914	39,367	38,799	40,114
504-535-6002	Salaries Part Time	-	-	-	38	133	14	-	-
504-535-6003	Salaries Overtime	5,835	5,657	7,360	7,462	7,200	344	7,200	7,200
504-535-6005	Salaries Cash Outs	-	-	-	20	300	21	300	300
504-535-6200	Retirement CALPERS	-	1,353	3,129	3,169	3,277	3,158	3,248	3,377

CITY OF COALINGA
FY 2017-2018 Adopted Budget
Sanitation Enterprise Fund
Detail - Revenue and Expense

Account	Description	2012 Actual	2013 Actual	2014 Actual	2015 Actual	2016 Adopted	2016 Actual	2017 Adopted	2018 Adopted
504-535-6201	Retirement 401A	6,247	3,057	-	-	-	-	-	-
504-535-6202	Medical/Life Insurance	13,726	15,724	17,199	17,208	16,160	13,908	10,382	11,061
504-535-6203	Social Security FICA	2,474	2,504	2,606	2,613	2,545	2,249	2,383	2,458
504-535-6204	Medicare Insurance	579	586	609	611	595	527	557	575
504-535-6205	Disability Income Insurance	-	6	50	11	20	7	20	20
504-535-6206	Deferred Comp - 457 Retirement	-	206	261	291	260	123	260	260
504-535-6207	Workers Comp. Insurance	2,874	1,644	3,851	858	2,422	1,545	2,268	2,339
504-535-6208	Uniform Allowance	124	-	312	-	150	178	150	150
504-535-6220	Retirement CalPERS UL	-	-	-	-	409	-	-	-
504-535-9002	Unemployment Insurance	-	-	-	-	409	-	388	401
Personnel Cost:		71,629	81,570	64,607	71,741	74,794	61,441	65,955	68,255
504-535-7001	Office Supplies	-	-	3	10	15	12	15	15
504-535-7003	Postage & Freight Out	-	-	0	-	5	-	5	5
504-535-7004	Printing & Binding	-	-	-	-	6	-	6	6
504-535-7006	Small Tools & Equipment	-	-	-	-	-	-	-	-
504-535-7010	Uniforms	173	-	-	349	150	103	150	650
504-535-7016	Gasoline & Diesel	10,990	11,282	11,320	10,407	11,000	7,167	11,000	10,000
504-535-8002	Landfill Disposal Fee	17,251	21,098	15,937	5,144	1,000	-	1,000	1,000
504-535-8401	Office Equip, Repairs & Maint	-	-	30	24	16	26	16	20
504-535-8402	Major Equip Repairs & Maint.	391	-	-	-	1,000	-	1,000	500
504-535-8406	Vehicle Parts, Repairs & Maint	10,190	13,688	13,242	13,216	15,000	9,103	15,000	15,000

CITY OF COALINGA
FY 2017-2018 Adopted Budget
Sanitation Enterprise Fund
Detail - Revenue and Expense

Account	Description	2012 Actual	2013 Actual	2014 Actual	2015 Actual	2016 Adopted	2016 Actual	2017 Adopted	2018 Adopted
504-535-8601	Training, Travel, & Conference	-	-	-	-	12	4	12	12
504-535-8603	Subs., Dues, & Publications	-	-	-	-	5	-	5	5
504-535-8804	Computer Program & Consulting	-	-	-	-	18	-	18	18
504-535-8806	Medical - General	-	-	-	-	80	195	80	80
504-535-8810	Professional Services	-	-	65	-	23	-	23	23
504-535-8901	Personnel Advertising	-	-	-	-	20	-	20	20
504-535-8902	Interview Expenses	-	-	-	-	1	-	1	1
504-535-8904	Physical w/Drug & Alcohol Test	-	-	-	-	80	-	80	80
504-535-8907	Fingerprinting	-	-	-	-	14	-	14	14
504-535-9001	Liability & Property Insurance	2,626	2,157	3,226	987	2,655	1,674	2,655	2,655
504-535-9401	Depreciation Expense	3,767	3,767	3,767	28,663	-	-	-	-
504-535-9404	Cost Allocation Utility Bill	7,334	5,920	5,633	4,945	4,191	-	4,191	-
504-535-9420	Service Center Parts Expense	-	-	-	-	-	-	-	-
504-535-9405	General Fund Cost Allocation	20,037	20,037	20,037	20,037	20,037	20,037	20,037	20,037
O & M Cost:		72,760	77,948	73,263	83,782	55,328	38,321	55,328	50,141
STREET SWEEPING TOTAL:		144,389	159,518	137,870	155,524	130,122	99,762	121,283	118,396
TOTAL EXPENSE:		1,763,193	1,786,230	1,768,680	1,622,721	1,740,122	1,651,589	1,731,283	1,749,894

City of Coalinga
 Utility Billing Enterprise Fund 651
 Revenue and Expense
FY 2017-2018 Adopted Budget

	2012 Actual	2013 Actual	2014 Actual	2015 Actual (Unaudited)	2016 Adopted	2016 Actual (Unaudited)	2017 Adopted	2018 Adopted
Beginning Fund Balance	52,405	52,405	57,567	57,322	57,322	57,322	(239,520)	(239,520)
Revenue:	588,891	533,353	512,411	471,855	484,079	195,924	495,721	168,000
Expense:	588,891	528,191	512,656	471,855	484,079	492,766	495,721	-
Variance: Revenue vs Expense	-	5,162	(245)	(0)	-	(296,842)	-	168,000
Ending Fund Balance	52,405	57,567	57,322	57,322	57,322	(239,520)	(239,520)	(71,520)

CITY OF COALINGA
FY 2017-2018 Adopted Budget
Utility Billing Enterprise Fund
Detail - Revenue and Expense

Account	Description	2012	2013	2014	2015	2016	2016	2017	2018
		Actual	Actual	Actual	Actual	Adopted	Actual	Adopted	Adopted
					(Unaudited)				
					(Unaudited)				
FUND 651 - UTILITY BILLING ENTERPRISE FUND									
651-400-4630	Enterprise Funds Allocations	416,191	350,420	327,729	275,515	312,579		322,721	-
651-400-4698	U.B. Late Fees	145,849	161,347	161,389	170,051	150,000	176,503	150,000	150,000
651-400-4699	UB Service Charges (i.e. NSF)	3,419	1,477	2,860	6,941	1,500	4,619	3,000	3,000
651-400-4810	Collections Kings Credit	23,432	20,109	20,432	19,349	20,000	14,802	20,000	15,000
TOTAL REVENUE:		588,891	533,353	512,411	471,855	484,079	195,924	495,721	168,000
651-500-6001	Salaries Regular	312,408	287,017	272,613	259,030	250,689	251,295	245,135	
651-500-6002	Salaries Part Time	4,855	9,854	-	187	657	5,784	-	
651-500-6003	Salaries Overtime	1,506	933	280	2,912	350	991	350	
651-500-6005	Salaries Cash Outs	2,610	1,334	901	906	900	2,006	900	
651-500-6200	Retirement CALPERS	-	8,877	20,388	19,701	19,538	18,949	20,040	
651-500-6201	Retirement 401A	44,401	22,222	-	-	-	-	-	
651-500-6202	Medical/Life Insurance	56,788	60,803	58,488	53,109	52,411	53,557	53,665	
651-500-6203	Social Security FICA	18,872	17,430	15,279	15,840	15,583	15,443	15,199	
651-500-6204	Medicare Insurance	4,475	4,017	3,573	3,705	3,645	3,620	3,555	
651-500-6205	Disability Income Insurance	75	256	506	719	520	930	520	
651-500-6206	Deferred Comp - 457 Retirement	5,394	4,875	3,614	2,736	1,980	2,869	1,980	
651-500-6207	Workers Comp. Insurance	19,358	11,190	22,718	10,556	14,829	8,414	14,463	
651-500-6208	Uniform Allowance	-	-	-	-	120	-	120	
651-500-6220	Retirement CalPERS UL	-	-	-	-	2,507	-	-	
651-500-9002	Unemployment Insurance	989	8,703	7,882	4,685	2,507	3,960	2,451	
Personnel Cost:		471,729	437,511	406,244	374,086	366,236	367,818	358,378	-
651-500-7001	Office Supplies	1,341	1,541	1,428	1,583	2,000	760	2,000	
651-500-7003	Postage & Freight Out	25,353	26,283	27,949	27,901	28,000	27,777	28,000	
651-500-7004	Printing & Binding	11,047	10,958	8,580	11,153	12,000	10,841	12,000	
651-500-7016	Gasoline & Diesel	6,140	5,949	7,044	5,157	6,200	4,997	6,200	
651-500-7203	Telephone	373	354	366	384	400	364	400	
651-500-8401	Office Equip Repairs & Maint	2,009	882	1,666	1,552	1,500	836	1,500	
651-500-8601	Training, Travel, & Conference	-	10	-	-	500	482	1,000	
651-500-8603	Subs, Dues & Publications	-	-	-	-	27	-	27	
651-500-8804	Computer Programming/Consult.	18,696	18,504	17,923	18,480	20,000	37,456	32,000	
651-500-8806	Medical - General	-	-	-	-	396	100	396	
651-500-8810	Other Professional Services	37	-	776	2,362	14,000	24,634	15,000	
651-500-8901	Personnel Advertising	-	-	-	-	99	-	99	
651-500-8902	Interview Expense	-	-	-	-	5	-	5	
651-500-8904	Physical w/Drug & Alcohol Test	-	-	-	-	396	-	396	
651-500-8907	Fingerprinting	-	-	-	-	70	-	70	
651-500-9001	Liability & Property Insurance	17,685	14,547	18,277	5,073	14,650	8,708	14,650	
651-500-9403	Cash Short/Over	10	(100)	(89)	18	100	80	100	
651-500-9803	Office Furniture & Equipment	-	-	2,066	-	2,500	2,308	8,500	
651-500-9804	Major Machinery & Equipment	1,468	-	-	-	-	-	-	
651-500-9402	Bad Debt Expense	33,003	11,754	20,428	24,107	15,000	5,605	15,000	
O & M Cost:		117,162	90,681	106,412	97,769	117,843	124,948	137,343	-
TOTAL EXPENSE:		588,891	528,191	512,656	471,855	484,079	492,766	495,721	-

City of Coalinga
 Transit Fund 506
 Revenue and Expense
FY 2017-2018 Adopted Budget

	2012 Actual	2013 Actual	2014 Actual	2015 Actual (Unaudited)	2016 Adopted	2016 Actual (Unaudited)	2017 Adopted	2018 Adopted
Beginning Fund Balance	(16,717)	(17,000)	(9,434)	(15,572)	7,341	7,341	(223,840)	(223,840)
Revenue:	268,729	273,094	269,256	285,663	282,379	23,742	266,375	292,910
Expense:	269,012	265,528	275,393	262,750	282,379	254,923	266,375	292,910
Variance: Revenue vs Expense	(283)	7,566	(6,138)	22,913	-	(231,181)	-	-
Ending Fund Balance	(17,000)	(9,434)	(15,572)	7,341	7,341	(223,840)	(223,840)	(223,840)

CITY OF COALINGA
FY 2017-2018 Adopted Budget
Transit Fund
Detail - Revenue and Expense

Account	Description	2012	2013	2014	2015	2016	2016	2017	2018
		Actual	Actual	Actual	Actual	Adopted	Actual	Adopted	Adopted
					(Unaudited)			(Unaudited)	
FUND 506 - TRANSIT									
506-400-5602	Fares Fresno Route	33,572	28,256	29,527	30,712	30,000	22,483	30,000	30,000
506-400-5603	Fares Dial A Ride Route	1,647	1,538	1,396	1,689	1,500	1,259	1,500	1,500
506-400-5605	City Trans. Dev. Act Funds	233,510	243,299	238,333	253,263	250,879	-	234,875	261,410
TOTAL REVENUE:		268,729	273,094	269,256	285,663	282,379	23,742	266,375	292,910
EXPENSE									
506-540-6001	Salaries Regular	147,259	153,347	157,156	153,518	159,490	148,057	149,077	164,789
506-540-6002	Salaries Part Time	13,791	12,725	8,531	8,089	13,938	9,813	10,000	10,000
506-540-6003	Salaries Overtime	18,266	18,684	21,365	22,268	21,500	18,426	21,500	21,500
506-540-6005	Salaries Cash Outs	-	1,064	360	735	900	1,403	900	1,900
506-540-6200	Retirement CALPERS	-	5,362	12,049	12,179	12,626	11,618	12,478	13,848
506-540-6201	Retirement 401A	22,998	11,392	-	-	-	-	-	-
506-540-6202	Medical/Life Insurance	32,397	36,755	38,834	39,720	37,537	35,193	35,597	41,169
506-540-6203	Social Security FICA	10,621	10,914	10,812	10,896	10,752	10,461	9,789	10,742
506-540-6204	Medicare Insurance	2,484	2,553	2,529	2,548	2,515	2,455	2,290	2,512
506-540-6205	Disability Income Insurance	-	110	216	264	220	323	220	220
506-540-6206	Deferred Comp - 457 Retirement	1,759	1,613	1,452	1,609	1,170	1,930	1,170	1,170
506-540-6207	Workers Comp. Insurance	10,804	6,449	16,680	3,501	12,404	6,231	11,696	11,922
506-540-6220	Retirement CalPERS UL	-	-	-	-	1,595	-	-	-
506-540-9002	Unemployment Insurance	4,231	-	-	-	1,595	1,440	1,491	1,648
Personnel Cost:		264,610	260,967	269,985	255,327	276,242	247,350	256,208	281,420
506-540-7001	Office Supplies	47	36	19	187	200	106	200	255
506-540-7003	Postage & Freight Out	53	24	5	3	20	-	20	20
506-540-7004	Printing & Binding	-	-	-	-	20	1	100	100
506-540-7010	Uniforms	-	-	425	425	450	-	450	870
506-540-7016	Gasoline & Diesel	2,639	2,614	2,559	4,201	2,200	5,050	5,500	5,500
506-540-7044	Miscellaneous Supplies	4	-	123	55	150	67	150	150
506-540-7203	Telephone	1,335	1,312	1,632	1,698	1,600	1,611	2,200	2,200
506-540-8401	Office Equip Repairs & Maint	-	-	100	79	100	87	100	300
506-540-8601	Training, Travel, & Conference	324	575	471	526	600	651	650	700
506-540-8603	Subs., Dues, & Publications	-	-	-	-	18	-	18	20
506-540-8804	Computer Program & Consulting	-	-	-	-	60	-	60	630
506-540-8806	Medical - General	-	-	-	-	264	-	264	270
506-540-8810	Professional Services	-	-	-	-	76	-	76	80
506-540-8901	Personnel Advertising	-	-	-	-	66	-	66	70
506-540-8902	Interview Expenses	-	-	-	-	3	-	3	5
506-540-8904	Physical w/Drug & Alcohol Test	-	-	75	250	264	-	264	270
506-540-8907	Fingerprinting	-	-	-	-	46	-	46	50
O & M Cost:		4,402	4,561	5,408	7,423	6,137	7,573	10,167	11,490
TOTAL EXPENSE:		269,012	265,528	275,393	262,750	282,379	254,923	266,375	292,910

City of Coalinga
 Low & Moderate Income Housing Asset Fund 815
 and
 Redevelopment Obligation Retirement Fund 820
 Successor Agency to Coalinga Redevelopment Agency
 Revenue and Expense
FY 2017-2018 Adopted Budget

	2012 Actual	2013 Actual	2014 Actual	2015 Actual (Unaudited)	2016 Adopted (Unaudited)	2016 Actual (Unaudited)	2017 Adopted	2018 Adopted
Fund 815-Low/Moderate Housing Asset Fund								
Beginning Fund Balance	-	-	4,230	110,582	102,528	102,528	48,359	19,559
Revenue:	-	12,405	117,949	6,347	1,200	72,184	201,200	-
Expense:	-	8,175	11,596	14,402	12,000	126,353	230,000	-
Ending Fund Balance	-	4,230	110,582	102,528	91,728	48,359	19,559	19,559
Fund 820-RORF Successor Agency								
Beginning Fund Balance	2,876,429	(5,896,426)	(5,341,051)	(4,448,797)	(3,554,351)	(3,554,351)	(2,358,294)	(2,802,648)
Revenue:	(8,350,637)	2,347,361	1,876,984	1,834,307	1,552,880	1,738,669	1,203,000	1,652,000
Expense:	422,217	1,791,986	984,730	939,862	1,729,903	542,612	1,647,354	1,645,180
Variance: Revenue vs Expense	(8,772,854)	555,375	892,254	894,445	(177,023)	1,196,057	(444,354)	6,820
Ending Fund Balance	(5,896,425)	(5,341,051)	(4,448,797)	(3,554,351)	(3,731,374)	(2,358,294)	(2,802,648)	(2,795,828)

CITY OF COALINGA
FY 2017-2018 Adopted Budget
Low & Moderate Income Housing Asset Fund 815 and
Redevelopment Obligation Retirement Fund 820
Detail - Revenue and Expense

Account	Description	2012	2013	2014	2015	2016	2016	2017	2018	
		Actual	Actual	Actual	Actual	Adopted	Actual	Adopted	Adopted	
					(Unaudited)					(Unaudited)
FUND 815 - HOUSING SUCCESSOR AGENCY-RDA DISSOLUTION										
815-400-4414	2009 B Housing Bond Proceeds	-	-	-	-	-	-	-	-	-
815-400-4415	Housing-HOME Grant Revenue	-	-	-	-	-	1,666	100,000	-	-
815-400-4416	Housing-CDBG Grant Revenue	-	-	-	-	-	68,718	100,000	-	-
815-400-4806	Housing Asset Fund Program Inc	-	12,405	117,949	6,347	1,200	1,800	1,200	-	-
TOTAL REVENUE:			12,405	117,949	6,347	1,200	72,184	201,200		
<hr/>										
815-609-8810	Professional Services	-	8,175	11,596	8,632	12,000	6,855	8,000	-	-
815-609-8811	2013 HOME Grant Expense	-	-	-	1,666	-	75,025	100,000	-	-
815-609-8812	2013 CDBG Grant Expense	-	-	-	4,104	-	20,514	100,000	-	-
815-609-9209	Taxes, Licenses, & Fees	-	-	-	-	-	23,959	22,000	-	-
TOTAL EXPENSE:			8,175	11,596	14,402	12,000	126,353	230,000		
<hr/>										
FUND 820 - RDA SUCCESSOR AGENCY-DISSOLUTION										
820-400-4010	RPTTF-Redev Property TaxTrust	263,972	2,300,838	1,661,905	1,630,406	1,535,000	1,705,957	1,200,000	1,650,000	
820-400-4401	Interest Earned	21,182	24,695	24,493	19,639	5,000	6,133	2,000	2,000	
820-400-4402	RDA Property Sale-Interest Payment	-	-	-	-	-	4,549	-	-	
820-400-4403	Building Rentals	14,724	9,963	-	-	-	-	-	-	
820-400-4404	Imaginarium Lease	3,600	7,200	7,200	7,200	7,200	7,200	-	-	
820-400-4414	Transfer from Fund 150 CPFA	-	-	183,386	177,061	5,680	5,440	1,000	-	
820-400-4415	Transfer from Fund 802	3,558,341	-	-	-	-	-	-	-	
820-400-4416	Transfer from Fund 804	44,089	-	-	-	-	-	-	-	
820-400-4417	Extraordinary Gain	(12,263,543)	-	-	-	-	-	-	-	
820-400-4699	Other Service Charges	6,997	4,665	-	-	-	-	-	-	
820-400-4801	Sale of Real & Personal Property	-	-	-	-	-	9,390	-	-	
TOTAL REVENUE:		(8,350,637)	2,347,361	1,876,984	1,834,307	1,552,880	1,738,669	1,203,000	1,652,000	
<hr/>										
ENFORCEABLE OBLIGATIONS										
820-610-6001	Salaries Regular	46,442	104,065	108,824	80,523	106,010	80,909	100,319	122,325	
820-610-6002	Salaries Part Time	-	-	-	7,201	203	4,797	-	-	
820-610-6003	Salaries Overtime	226	152	-	18	200	23	200	200	
820-610-6005	Salaries Cash Outs	3,405	2,463	360	30	-	878	-	-	
820-610-6200	Retirement CALPERS	-	3,440	8,452	6,398	8,491	6,479	8,397	10,286	
820-610-6201	Retirement 401A	6,519	7,370	-	-	-	-	-	-	
820-610-6202	Medical/Life Insurance	6,481	14,493	14,501	14,180	17,842	15,889	7,933	26,837	
820-610-6203	Social Security FICA	3,214	5,264	7,157	5,034	6,585	2,278	6,186	7,584	
820-610-6204	Medicare Insurance	752	1,543	1,674	1,177	1,540	569	1,447	1,774	
820-610-6205	Disability Income Insurance	303	265	416	422	406	303	406	406	
820-610-6206	Deferred Comp - 457 Retirement	582	1,579	705	1,106	5,000	2,833	5,000	5,000	
820-610-6207	Workers Comp. Insurance	-	9,921	9,778	1,392	7,329	3,380	6,884	8,440	
820-610-6208	Uniform Allowance	16	-	-	-	-	-	-	-	
820-610-6220	Retirement CalPERS UL	-	-	-	-	1,060	-	-	-	
820-610-9002	Unemployment Insurance	1,350	-	-	-	1,060	341	1,003	1,223	
Personnel Cost:		69,289	150,555	151,867	117,481	155,726	118,679	137,775	184,075	
<hr/>										
820-610-7001	Office Supplies	421	657	342	160	1,020	330	1,020	1,020	
820-610-7003	Postage & Freight Out	50	132	53	10	500	2	500	500	
820-610-7004	Printing & Binding	-	-	-	-	10	-	10	10	
820-610-7201	Water, Gas, Sanitation & Sewer	10,481	17,551	4,828	4,053	5,000	4,911	-	-	
820-610-7202	Electric	6,616	2,851	12,818	13,493	12,000	14,445	-	-	
820-610-8401	Office Equip Repairs & Maint	-	-	47	36	50	40	-	-	
820-610-8403	Buildings Repairs & Maint.	1,040	3,791	3,588	719	20,000	2,495	-	-	
820-610-8405	Grounds Repairs & Maint.	36	-	140	-	5,000	-	-	-	
820-610-8601	Training, Travel, & Conference	195	3	-	-	20	180	20	20	

CITY OF COALINGA
FY 2017-2018 Adopted Budget
Low & Moderate Income Housing Asset Fund 815 and
Redevelopment Obligation Retirement Fund 820
Detail - Revenue and Expense

Account	Description	2012 Actual	2013 Actual	2014 Actual	2015 Actual	2016 Adopted	2016 Actual	2017 Adopted	2018 Adopted
820-610-8603	Subs., Dues, & Publications	-	-	-	-	10	-	10	10
820-610-8801	Legal Services	13,208	19,065	10,327	6,984	24,000	7,042	24,000	24,000
820-610-8803	Accounting/Auditing	-	15,000	10,000	10,000	10,000	10,000	10,000	10,000
820-610-8804	Computer Program & Consulting	-	-	-	-	28	-	28	30
820-610-8806	Medical - General	-	-	-	-	122	-	122	125
820-610-8810	Professional Services	600	5,000	-	2,500	35	2,500	35	2,500
820-610-8901	Personnel Advertising	-	-	-	-	31	-	31	30
820-610-8902	Interview Expenses	-	-	-	-	2	-	2	5
820-610-8904	Physical w/Drug & Alcohol Test	-	-	-	-	122	-	122	120
820-610-8907	Fingerprinting	-	-	-	-	21	-	21	20
820-610-9001	Liability & Property Insurance	-	10,125	8,381	1,983	5,540	3,684	5,540	5,540
820-610-9208	Miscellaneous Expense	432	20,308	20,223	20,395	22,000	1,204	2,000	2,000
820-610-9215	TaxDistrib to Special District	-	-	-	-	-	-	-	-
820-610-9405	Admn Allowance to General Fund	-	88,530	68,983	113,345	70,000	56,873	70,000	19,995
820-610-9601	1993 Refunding Bonds Principal	-	-	-	-	275,000	-	290,000	310,000
820-610-9602	1993 Refunding Bonds Interest	101,528	195,603	180,200	163,803	146,247	77,678	127,532	107,656
820-610-9603	Fiscal Agent Fees	1,100	10,910	9,810	17,420	10,000	9,920	12,500	12,500
820-610-9611	1993 Police Station Principal	-	-	-	-	70,000	-	75,000	80,000
820-610-9612	1993 Police Station Interest	26,334	50,681	46,541	42,234	37,763	20,041	32,960	27,825
820-610-9613	1994 Police Station Principal	-	-	-	-	-	-	-	-
820-610-9614	1994 Police Station Interest	6,856	17,378	10,694	3,625	-	-	-	-
820-610-9615	1994 Jail Project Principal	-	-	-	-	-	-	-	-
820-610-9616	1994 Jail Project Interest	10,309	11,753	7,253	2,356	-	-	-	-
820-610-9617	1991B Police Station Principal	-	-	-	-	5,000	-	6,000	-
820-610-9618	1991B Police Station Interest	960	1,760	1,440	1,080	680	440	240	-
820-610-9619	2000 Tax Allocation Principal	-	-	-	-	15,000	-	20,000	25,000
820-610-9620	2000 Tax Allocation Interest	79,914	159,430	158,628	157,809	156,978	78,699	155,988	154,687
820-610-9623	2009 Tax Allocation Principal	(63,630)	-	-	-	425,000	-	440,000	465,000
820-610-9624	2009 Tax Allocation Interest	156,478	306,105	291,493	275,314	256,998	133,449	235,898	212,512
820-610-9625	Interest Accrued	-	52,407	(12,924)	(14,940)	-	-	-	-
820-610-9209	DOF LMIHF DDR Distribution	-	46,114	-	-	-	-	-	-
820-610-9210	DOF OFA DDR Distribution	-	606,278	-	-	-	-	-	-
O & M Cost:		352,928	1,641,431	832,863	822,380	1,574,177	423,933	1,509,579	1,461,105
TOTAL ENFORCEABLE OBLIGATION:		422,217	1,791,986	984,730	939,862	1,729,903	542,612	1,647,354	1,645,180

City of Coalinga
 EDA Community Building Rentals Fund 851
 Revenue and Expense

CLOSE FUND FY 2015/2016 TO GENERAL FUND

	2011 Actual	2012 Actual	2013 Actual	2014 Actual	2015 Adopted	2015 Actual (Unaudited)	2016 Adopted
Beginning Fund Balance	47,366	68,229	86,734	108,136	133,736	133,736	61,700
Revenue:	47,415	37,625	60,329	62,523	60,650	43,558	18,500
Expense:	26,553	19,120	38,927	36,923	83,760	115,594	38,399
Variance: Revenue vs Expense	20,862	18,505	21,402	25,600	(23,110)	(72,036)	(19,899)
Ending Fund Balance	68,228	86,734	108,136	133,736	110,626	61,700	41,801

CITY OF COALINGA
FY 2015-2016 Adopted Budget
EDA Community Building Rentals Fund 851
Detail - Revenue and Expense

Account	Description	2011 Actual	2012 Actual	2013 Actual	2014 Actual	2015 Adopted	2015 Actual	2016 Adopted
							(Unaudited)	
FUND 851 - EDA COMMUNITY BUILDING RENTALS								
851-400-4401	Interest Earned	228	298	363	270	400	89	400
851-400-4403	Building Rentals	47,112	37,152	59,691	61,603	60,000	42,794	18,000
851-400-4404	Rental Late Fees	75	175	275	650	250	675	100
	TOTAL REVENUE:	47,415	37,625	60,329	62,523	60,650	43,558	18,500
EXPENSE								
851-432-6001	Salaries Regular	9,723	4,275	4,160	4,450	4,666	4,646	4,742
851-432-6002	Salaries Part Time	-	-	-	-	-	5	17
851-432-6003	Salaries Overtime	46	26	19	-	-	2	-
851-432-6005	Salaries Cash Outs	-	-	-	-	-	3	-
851-432-6200	Retirement CALPERS	-	-	146	350	374	373	380
851-432-6201	Retirement 401A	1,565	602	280	-	-	-	-
851-432-6202	Medical/Life Insurance	1,908	703	855	926	995	951	897
851-432-6203	Social Security FICA	577	265	257	277	289	292	295
851-432-6204	Medicare Insurance	135	62	60	65	68	68	69
851-432-6205	Disability Income Insurance	-	-	1	1	2	2	5
851-432-6206	Deferred Comp - 457 Retirement	160	13	1	56	82	86	85
851-432-6207	Workers Comp. Insurance	683	278	147	365	275	93	328
851-432-6208	Uniform Allowance	16	16	-	-	-	-	-
851-432-6220	Retirement CalPERS UL	-	-	-	-	47	-	47
851-432-9002	Unemployment Insurance	-	-	-	-	47	-	47
	Personnel Cost:	14,813	6,239	5,926	6,490	6,845	6,521	6,912
851-432-7001	Office Supplies	-	-	867	4	100	22	100
851-432-7003	Postage & Freight Out	-	-	-	173	190	28	50
851-432-7004	Printing & Binding	-	-	-	-	10	-	1
851-432-7044	Miscellaneous Supplies	46	12	10	20	100	-	-
851-432-7201	Water, Gas, Sanitation & Sewer	1,130	1,433	1,142	1,186	1,300	1,170	-
851-432-7202	Electric	3,716	4,308	2,287	1,903	2,700	3,323	-
851-432-8401	Office Equip Repairs & Maint	-	-	-	-	10	-	2
851-432-8403	Buildings Repairs & Maint.	6,190	6,733	3,799	13,882	8,500	533	1,000
851-432-8405	Grounds Repairs & Maint.	75	140	-	-	700	-	-
851-432-8601	Training, Travel & Conference	-	-	-	-	-	-	2
851-432-8603	Subs, Dues & Publications	-	-	-	-	-	-	1
851-432-8804	Computer Program & Consulting	-	-	-	-	-	-	2
851-432-8806	Medical - General	-	-	-	-	-	-	10
851-432-8809	Professional Services	-	-	24,698	12,859	2,000	26,200	20,000
851-432-8810	Other Professional Services	-	-	-	100	10	3,104	3
851-432-8901	Personnel Advertising	-	-	-	-	10	-	3
851-432-8902	Interview Expense	-	-	-	-	-	-	1
851-432-8904	Physical w/Drug & Alcohol Test	-	-	-	-	20	-	10
851-432-8907	Fingerprinting	-	-	-	-	-	-	2
851-432-9001	Liability & Property Insurance	583	255	198	305	265	105	300
851-432-9412	Association Startup Bldg A-Durian	-	-	-	-	38,000	39,308	-
851-432-9413	Association Startup Bldg B-Cedar	-	-	-	-	23,000	24,197	-
851-432-9414	HOA Dues-Durian	-	-	-	-	-	4,744	5,000
851-432-9415	HOA Dues-Cedar	-	-	-	-	-	6,340	5,000
	O & M Cost:	11,740	12,881	33,001	30,433	76,915	109,073	31,487
	TOTAL EXPENSE:	26,553	19,120	38,927	36,923	83,760	115,594	38,399

City of Coalinga
 EDA Revolving Loan Fund 852
 Revenue and Expense
CLOSE FUND FY 2015/2016 TO GENERAL FUND

	2011 Actual	2012 Actual	2013 Actual	2014 YTD	2015 Adopted	2016 Adopted
Beginning Fund Balance	429,916	427,846	428,197	428,765	428,632	429,132
						Transfer to Fresno Hispanic Foundation
Revenue (Interest):	430.33	351	568	(133)	500	0
Expense:	2,500	-	-	-	-	370,836
Variance: Revenue vs Expense	(2,070)	351	568	(133)	500	
Ending Fund Balance	427,846	428,197	428,765	428,632	429,132	58,296