

City of Coalinga

Water Shortage Contingency Plan

FINAL

MARCH 2022

Prepared for:

CITY OF COALINGA
155 West Durian
Coalinga, CA 93210

Prepared by:

BLACK WATER CONSULTING ENGINEERS, INC.
602 Lyell Drive
Modesto, CA 95356
(209) 322-1820



TABLE OF CONTENTS

1 Introduction 1

2 Water Supply Reliability Analysis..... 1

3 Annual Water Supply and Demand Assessment Procedures 2

 3.1 Decision-Making Process 3

 3.2 Key Data Inputs and Methodologies..... 4

 3.3 Evaluation Criteria..... 5

 3.4 Water System..... 5

 3.5 Unconstrained Customer Demand 5

 3.6 Infrastructure Considerations 5

 3.7 Other Factors 5

 3.8 Evaluation of Water Supply and Demands 5

4 Six Standard Water Shortage Levels 6

5 Shortage Response Actions 8

 5.1 Supply Augmentation Actions..... 8

 5.2 Demand Reduction Actions 9

 5.3 Operational Changes..... 13

 5.4 Additional Mandatory Prohibitions 13

6 Seismic Risk Assessment and Mitigation Plan 14

7 Communication Protocols 14

8 Compliance and Enforcement 15

9 Legal Authorities..... 15

10 Financial Consequences of WSCP 16

11 Monitoring and Reporting 17

12 Refining 17

 12.1 Special Water Feature Distinction 17

 12.2 Plan Adoption, Submittal and Availability 18

 12.2.1 Notice to the Public..... 18

 12.2.2 Public Hearing and Adoption 18

 12.2.3 Public Hearing 19

 12.2.4 Adoption 19

 12.2.5 Plan Submittal 19

 12.2.6 Submitting WSCP to Cities and Counties 19

 12.2.7 Public Availability 19

 12.2.8 Notification to Public Utilities Commission 19

 12.2.9 Amending an Adopted Water Shortage Contingency Plan 20

13 References 20

LIST OF TABLES

Table 3-1 – Annual Assessment Key Responsibilities 3
Table 4-1 – WSCP Levels (DWR Table 8-1) 7
Table 4-2 – Coalinga Water Conservation Stage Crosswalk 7
Table 5-1 – Supply Augmentation and Other Actions (DWR Table 8-3) 9
Table 5-2 – Demand Reduction Actions (DWR Table 8-2) 10
Table 5-3 – Historical Water Usage Data 12
Table 5-4 – Shortage Gap Estimates 13

LIST OF FIGURES

Figure 3-1 – Example Annual Assessment and AWSAR Timeline 4

APPENDICES

Appendix A – Notices to Public and Public Outreach Efforts
Appendix B – City Resolution adopting WSCP

LIST OF ACRONYMS AND ABBREVIATIONS

Annual Assessment	Annual Water Supply and Demand Assessment
AWSAR	Annual Water Shortage Assessment Report
CDC	California Department of Corrections
City	City of Coalinga
CVP	Central Valley Project
CWC	California Water Code
DPRP	Drought Preparedness & Response Planning for the City of Coalinga
DWR	California Department of Water Resources
ERP	Emergency Response Plan
gpcd	gallons per capita per day
MGD	million gallons per day
PW	Department of Public Works
RSWSP	Regional Surface Water Supply Project
SB	Senate Bill
USBR	United States Bureau of Reclamation
UWMP	Urban Water Management Plan
WSCP	Water Shortage Contingency Plan

1 Introduction

In response to the severe drought of 2012-2016, legislation was adopted in 2018 mandating that the Urban Water Management Plan (UWMP) include a Water Shortage Contingency Plan (WSCP) that provides a detailed proposal for assessing water supply availability and response actions to water shortage conditions. Although required to be included with the 2020 UWMP, the WSCP is a stand-alone document and can be amended on its own.

The WSCP is required to include:

- Key attributes of the water supply reliability analysis conducted pursuant to California Water Code (CWC) Section 10632. [CWC Section 10632(a)(1)]
- Six standard water shortage levels corresponding to progressive ranges of up to 10-, 20-, 30-, 40-, and 50-percent shortages and greater than 50-percent shortage. [CWC Section 10632(a)(3)(A)]
- Locally appropriate “shortage response actions” for each shortage level, with a corresponding estimate of the extent the action will address the gap between supplies and demands. [CWC Section 10632(a)(4)]
- Procedures for conducting an Annual Water Supply and Demand Assessment (Annual Assessment) with prescribed elements. Under CWC 10632.1, urban water suppliers are required to submit, by July 1 of each year, beginning in the year following adoption of the 2020 UWMP, an Annual Water Shortage Assessment Report (AWSAR) to the California Department of Water Resources (DWR). [CWC Section 10632(a)(2)]
- Communication protocols and procedures to inform customers, the public, and government entities of any current or predicted water shortages and associated response actions. [CWC Section 10632(a)(5)]
- Monitoring and reporting procedures to assure appropriate data is collected to monitor customer compliance and to respond to any state reporting requirements. [CWC Section 10632(a)(9)]
- A re-evaluation and improvement process to assess the functionality of the WSCP and to make appropriate adjustments as warranted. [CWC Section 10632(a)(10)]

2 Water Supply Reliability Analysis

Water Code Section 10632(a)(1)

The analysis of water supply reliability conducted pursuant to Section 10635.

Pursuant to CWC Section 10632(a)(1), this section examines the (a) findings related to water system reliability conducted pursuant to CWC Section 10632, and (b) the key issues that may create a shortage condition based on the City of Coalinga’s (City) water asset portfolio. These topics are described in Chapters 6 and 7 of the 2020 UWMP, but are summarized below, recognizing that the WSCP is a stand-alone document.

The City's sole source of drinking water is surface water obtained through the Central Valley Project (CVP) which is supervised by the United States Bureau of Reclamation (USBR).

The City's 2020 UWMP evaluated the long-term (20-year) and near-term (5-year) supply reliability of the City's water system, including consideration for a normal year, single dry year, and a 5-year dry period. The 2020 UWMP estimated that the reliability of the City's water supply is sufficient to meet long-term and near-term demands.

Constraints on the water supply reliability for the City are primarily water quantity, water quality, and climate change. Of particular concern are the potential for drought conditions, unexpected system failures, canal maintenance, regional power outages, earthquakes, environmental restriction, etc. to significantly impact the water supply available to the City.

3 Annual Water Supply and Demand Assessment Procedures

Water Code Section 10632(a)(2)

The procedures used in conducting an annual water supply and demand assessment that include, at a minimum, both of the following:

(A) The written decision-making process that an urban water supplier will use each year to determine its water supply reliability.

(B) The key data inputs and assessment methodology used to evaluate the urban water supplier's water supply reliability for the current year and one dry year, including all of the following:

(i) Current year unconstrained demand, considering weather, growth, and other influencing factors, such as policies to manage current supplies to meet demand objectives in future years, as applicable.

(ii) Current year available supply, considering hydrological and regulatory conditions in the current year and one dry year. The annual supply and demand assessment may consider more than one dry year solely at the discretion of the urban water supplier.

(iii) Existing infrastructure capabilities and plausible constraints.

(iv) A defined set of locally applicable evaluation criteria that are consistently relied upon for each annual water supply and demand assessment.

(v) A description and quantification of each source of water supply.

Water Code Section 10632.1.

An urban water supplier shall conduct an annual water supply and demand assessment pursuant to subdivision (a) of Section 10632 and, on or before July 1 of each year, submit an annual water shortage assessment report to the department with information for anticipated shortage, triggered shortage response actions, compliance and enforcement actions, and communication actions consistent with the supplier's water shortage contingency plan. An urban water supplier that relies on imported water from the State Water Project or the Bureau of Reclamation shall submit its annual water supply and demand assessment within 14 days of receiving its final allocations, or by July 1 of each year, whichever is later.

Beginning in 2022, CWC Section 10632.1 requires the City to conduct an Annual Water Supply and Demand Assessment (Annual Assessment) on or before July 1 of each year and submit an Annual Water Shortage Assessment Report (AWSAR) by July 1 of every year. The purpose of the Annual Assessment and AWSAR is to forecast near-term water supply conditions (for the current year) and ensure appropriate shortage response actions are triggered in a timely manner. This section of the WSCP details the procedures used to prepare the Annual Assessment. The intent of the procedures is to provide a description of annual timing and steps to complete the document. The AWSAR will include the Annual Assessment and describe the recommended shortage response actions to implement for the current year based on the results of the Annual Assessment.

The Annual Assessment will include the following components:

1. Data and Methodologies
2. Evaluation Criteria
3. Description of Water System
4. Unconstrained Customer Demand
5. Infrastructure Considerations
6. Other Factors
7. Water Supply and Demand Evaluation

The information to be included in each of the sections is described in this chapter. Based on the Annual Assessment, the AWSAR will include recommendations for triggered shortage response actions, consistent with the WSCP.

3.1 Decision-Making Process

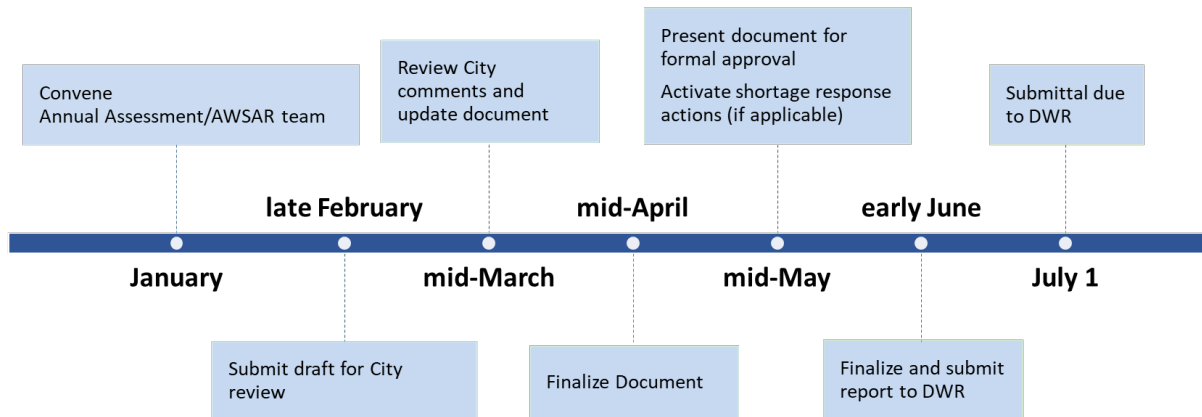
The City Department of Public Works (PW) will be responsible for preparation, obtaining formal approval, and submitting the AWSAR to the DWR. Key responsibilities for preparation of the Annual Assessment and AWSAR are listed in **Table 3-1**. Early in the process, the key team members will be selected and assigned responsibilities to ensure accurate and timely completion of the documents. Each AWSAR should include a summary of the key members involved and their roles and responsibilities.

Table 3-1 – Annual Assessment Key Responsibilities

#	Activity
1	Convene Annual Assessment and AWSAR team
2	Information collection and review (see Section 3.2, Key Data Inputs and Methodologies)
3	Prepare draft AWSAR
4	Finalize AWSAR
5	Submit AWSAR to DWR

An example timeline for the decision-making process is provided in **Figure 3-1**. Actual dates for each activity may vary, however, the Annual Assessment is required to be formally approved and submitted to DWR by July 1 each year, starting in 2022. The process for approval shall include a formal presentation at a City Council meeting and request for vote on the findings of the Annual Assessment, including triggering recommended shortage response actions. The presentation is to occur prior to the last City Council meeting in June.

Figure 3-1 – Example Annual Assessment and AWSAR Timeline



3.2 Key Data Inputs and Methodologies

The following sections describe the key data inputs and methodologies which may be used to evaluate the water system reliability for the current year, while considering that the year to follow will be a dry year. To be consistent with the most recently prepared 2020 UWMP, the current year is defined as the calendar year (January 1 – December 31) for the year in which the document is prepared and the year to follow is defined as the subsequent calendar year.

Key data inputs may include:

- Summary of active water supply sources and their capacities.
- Monthly water production data for the previous calendar year.
- Available weather data for the previous calendar year and current year.
- Population data for the previous calendar year and current year.
- Growth projections in terms of land use and/or population for the current year.
- Recently completed documents and studies related to the water system and water supply sources.
- Recent regulatory documents.
- Water quality data for the previous calendar year.
- Water system improvements completed in the previous calendar year and planned for the next two years.
- Information on issues encountered in water system for the previous calendar year. Issues may include exceeding contaminant limits, breaks in pipeline, and decreased well production.
- Current and projected hydrological conditions.
- Other data which affects the water system.

Data for additional years prior to the current year may be analyzed as part of the assessment. The data will be used to develop projections for available water supply and unconstrained customer demands for the current calendar year, considering a dry subsequent year. The criteria used in the calculations should be described and be consistent with the most recently prepared City documents and regulatory requirements.

3.3 Evaluation Criteria

The Annual Assessment will compare the projected water supply and the unconstrained average customer demand. If unconstrained average customer demands are higher than the projected water supply, shortage response actions corresponding to the projected WSCP shortage level should be activated.

3.4 Water System

This section of the Annual Assessment should describe the water system, including the water supply facilities and distribution and storage facilities. Information on water quality and historical issues should be included.

3.5 Unconstrained Customer Demand

Unconstrained customer demand for the current year will be developed in this section. The methodology for the calculations should be described in detail. References for the sources and assumptions used should be provided. Unconstrained customer demands for subsequent years may be calculated and included.

Various methods could be used to calculate unconstrained customer demand. The method should be consistent with previous City documents, including the 2020 UWMP. If an alternative method is used, reasons for the change in approach shall be provided. The most common methods will either involve:

- Population data and projections and a per capita water demand, or
- Water demand factors for various types of land uses and estimates for developed areas, by land use type.

The projected unconstrained customer demands are likely to be higher than historical water demands because the City has been implementing shortage response actions that reduce water usage.

3.6 Infrastructure Considerations

This section is to include an evaluation of how the infrastructure capabilities and constraints may affect the City's ability to deliver supplies to meet customer demands in the coming year. Anticipated capital projects that may influence capabilities, such as repairs that may constrain capabilities (e.g., planned treatment plant upgrades, well rehabilitation or replacement) or new projects that may add capacity (e.g., a new groundwater well or system intertie) should be described.

3.7 Other Factors

Other factors that can influence or disrupt the water supply, along with unique local considerations should be described in this portion of the Annual Assessment. These factors may include recent regulatory requirements, documents and studies related to the water system and water supply sources, and weather conditions.

3.8 Evaluation of Water Supply and Demands

This section will summarize the projected available water supply for the current year based on the information provided in previous sections of the Annual Assessment. The evaluation criteria will be applied to determine if the available water supply is sufficient to meet unconstrained customer demands.

4 Six Standard Water Shortage Levels

Water Code Section 10632(a)(3)

(A) Six standard water shortage levels corresponding to progressive ranges of up to 10, 20, 30, 40, and 50 percent shortages and greater than 50 percent shortage. Urban water suppliers shall define these shortage levels based on the suppliers' water supply conditions, including percentage reductions in water supply, changes in groundwater levels, changes in surface elevation or level of subsidence, or other changes in hydrological or other local conditions indicative of the water supply available for use. Shortage levels shall also apply to catastrophic interruption of water supplies, including, but not limited to, a regional power outage, an earthquake, and other potential emergency events.

(B) An urban water supplier with an existing water shortage contingency plan that uses different water shortage levels may comply with the requirement in subparagraph (A) by developing and including a cross-reference relating its existing categories to the six standard water shortage levels.

CWC Section 10632(a)(3) requires water suppliers to define six shortage levels based on the supplier's water supply conditions, including percentage reductions in water supply, changes in groundwater levels, changes in surface elevation or level of subsidence, or other changes in hydrological or other local conditions indicative of the water supply available for use. **Table 4-1 (DWR Table 8-1)** lists the six standard WSCP levels that were introduced for the 2020 UWMP by the DWR. The six standard water shortage levels are used in the City's WSCP instead of the three conservation stages listed in the 2015 UWMP to correspond with the changes to the CWC. The applicable water shortage level should be determined based on comparing projected unconstrained customer demands with available water supply or mandatory water use reductions. The water shortage level does not necessarily correspond to the percent reduction in water supply.

Table 4-2 shows the supply City's conservation stages in the Water Conservation section of the City Municipal Code and a "crosswalk" for how they correspond with the six standard WSCP levels.

Table 4-1 – WSCP Levels (DWR Table 8-1)

Submittal Table 8-1: Water Shortage Contingency Plan Levels		
Shortage Level	Percent Shortage Range	Shortage Response Actions (Narrative description)
1	Up to 10%	Standard Water Conservation Alert. No water wasting. Designated times for irrigation.
2	Up to 20%	High Water Conservation Alert. Two-day irrigation schedule for residential and non-water dependent industries. Every other day irrigation schedule for water-dependent industries. Swimming pool refilling and construction restrictions.
3	Up to 30%	High Water Conservation Alert. Two-day irrigation schedule for residential and non-water dependent industries. Every other day irrigation schedule for water-dependent industries. Swimming pool refilling and construction restrictions.
4	Up to 40%	Emergency Water Conservation Alert. No outdoor water use unless by hand-held hose equipped with shut-off nozzle.
5	Up to 50%	Emergency Water Conservation Alert. No outdoor water use unless by hand-held hose equipped with shut-off nozzle.
6	>50%	Emergency Water Conservation Alert. No outdoor water use unless by hand-held hose equipped with shut-off nozzle.
NOTES: Refer to City Municipal Code, Chapter 4C. - Water Conservation for more information.		

Table 4-2 – Coalinga Water Conservation Stage Crosswalk

WSCP Level	Shortage Level	Previous Drought Condition Stages	
		Stage	Stage Title
1	≤ 10%	1	Standard Water Conservation Alert
2	10 - 20%	1	Standard Water Conservation Alert
3	20 - 30%	1	Standard Water Conservation Alert
4	30 - 40%	2	High Water Conservation Alert
5	40 - 50%	3	Emergency Water Conservation Alert
6	> 50%	3	Emergency Water Conservation Alert

5 Shortage Response Actions

Water Code Section 10632 (a)(4)

Shortage response actions that align with the defined shortage levels and include, at a minimum, all of the following:

(A) Locally appropriate supply augmentation actions.

(B) Locally appropriate demand reduction actions to adequately respond to shortages.

(C) Locally appropriate operational changes.

(D) Additional, mandatory prohibitions against specific water use practices that are in addition to state-mandated prohibitions and appropriate to the local conditions.

(E) For each action, an estimate of the extent to which the gap between supplies and demand will be reduced by implementation of the action.

CWC Section 10632(a)(4) requires shortage response actions that align with the shortage levels defined in **Table 4-1 (DWR Table 8-1)** and include locally appropriate supply augmentation actions, demand reduction actions, operational changes, and additional mandatory prohibitions against specific water use practices. An estimate of the extent to which the gap between supplies and demand will be reduced by implementation of the actions must be provided.

5.1 Supply Augmentation Actions

The City solely relies on surface and does not currently have alternate water sources for normal or emergency conditions. **Table 5-1 (DWR Table 8-3)** lists the supply augmentation strategies that the City has explored. Short-term shortage gaps will primarily be satisfied by demand reduction actions described in the next section.

Table 5-1 – Supply Augmentation and Other Actions (DWR Table 8-3)

Submittal Table 8-3: Supply Augmentation and Other Actions			
Shortage Level	Supply Augmentation Methods and Other Actions by Water Supplier <i>Drop down list</i> <i>These are the only categories that will be accepted by the WUEdata online submittal tool</i>	How much is this going to reduce the shortage gap? <i>Include units used (volume type or percentage)</i>	Additional Explanation or Reference <i>(optional)</i>
<i>Add additional rows as needed</i>			
1-6	Expand Public Information Campaign	Supports other actions. Less than 2 gpcd (1% of baseline water demand)	
4-6	Transfers	Estimated to potentially reduce shortage gap by up to 3,000 acre-feet (980 million gallons)	City has explored potential transfers with other USBR customers within the San Luis Unit and agricultural customers. Due to the uncertainty in the amount of transfer available for a given year, this action is not included in estimates for meeting shortage levels.
NOTES:			

5.2 Demand Reduction Actions

Increasing demand reduction actions will be enforced with increasing WSCP levels. **Table 5-2 (DWR Table 8-2)** summarizes demand reduction actions and the WSCP shortage level at which the action will be mandated. The demand reduction actions column was limited to a drop-down list provided by DWR. Additional explanation or reference information is listed to provide details specific to the City. Some demand reduction actions listed in the table correspond to operational changes which are described in Section 5.3. The City is currently enforcing high water conservation actions and requests residents and businesses to reduce water use by 20-30% based on user type.

Table 5-2 – Demand Reduction Actions (DWR Table 8-2)

Submittal Table 8-2: Demand Reduction Actions				
Shortage Level	Demand Reduction Actions <i>Drop down list</i> These are the only categories that will be accepted by the WUEdata online submittal tool. Select those that apply.	How much is this going to reduce the shortage gap? Include units used (volume type or percentage)	Additional Explanation or Reference (optional)	Penalty, Charge, or Other Enforcement? <i>For Retail Suppliers Only Drop Down List</i>
<i>Add additional rows as needed</i>				
1 - 3	Other - Prohibit use of potable water for washing hard surfaces	Supports other demand reduction actions. Less than 2 gpcd (1% of baseline water demand)	Ord. No. 746, § 1, Section 6-4C.06 (a)	Yes
1 - 3	Water Features - Restrict water use for decorative water features, such as fountains	Supports other demand reduction actions. Less than 2 gpcd (1% of baseline water demand)	Ord. No. 746, § 1, Section 6-4C.06 (b)	Yes
1 - 3	Other - Customers must repair leaks, breaks, and malfunctions in a timely manner	3-6 gpcd.	Ord. No. 746, § 1, Section 6-4C.06 (c)	Yes
1 - 3	Landscape - Limit landscape irrigation to specific times	60 gpcd	Ord. No. 746, § 1, Section 6-4C.06 (d)(1)	Yes
1 - 3	Other - Require automatic shut of hoses	Supports other demand reduction actions. Less than 2 gpcd (1% of baseline water demand)	Ord. No. 746, § 1, Section 6-4C.06 (d)(2)	Yes
1 - 3	Other - Prohibit use of potable water for construction and dust control	Supports other demand reduction actions. Less than 2 gpcd (1% of baseline water demand)	Ord. No. 746, § 1, Section 6-4C.06 (e)	Yes
4	Landscape - Limit landscape irrigation to specific times	Supports other demand reduction actions. Less than 2 gpcd (1% of baseline water demand)	Ord. No. 746, § 1, Section 6-4C.07 (b) and (c)	Yes

Submittal Table 8-2: Demand Reduction Actions				
Shortage Level	Demand Reduction Actions Drop down list <i>These are the only categories that will be accepted by the WUEdata online submittal tool. Select those that apply.</i>	How much is this going to reduce the shortage gap? <i>Include units used (volume type or percentage)</i>	Additional Explanation or Reference <i>(optional)</i>	Penalty, Charge, or Other Enforcement? <i>For Retail Suppliers Only Drop Down List</i>
<i>Add additional rows as needed</i>				
4	Landscape - Limit landscape irrigation to specific days	25 gpcd	Ord. No. 746, § 1, Section 6-4C.07 (b) and (c). Every other day irrigation for water-dependent industries. Two days per week irrigation for residential and non-water dependent industries.	Yes
4	Other water feature or swimming pool restriction	Supports other demand reduction actions. Less than 2 gpcd (1% of baseline water demand)	Ord. No. 746, § 1, Section 6-4C.07 (d). No swimming pool refilling or new construction without permission. Replenishment of swimming pools limited similar to landscape irrigation limits.	Yes
4	CII - Restaurants may only serve water upon request	Supports other demand reduction actions. Less than 2 gpcd (1% of baseline water demand)	Ord. No. 746, § 1, Section 6-4C.07 (e)	Yes
5	Landscape - Prohibit all landscape irrigation	50 gpcd	Ord. No. 746, § 1, Section 6-4C.08 (a) and (b)	Yes
5	Other water feature or swimming pool restriction	Supports other demand reduction actions. Less than 2 gpcd (1% of baseline water demand)	Ord. No. 746, § 1, Section 6-4C.08 (c)	Yes
NOTES:				

Water use reductions for each demand reduction action included in **Table 5-2 (DWR Table 8-2)** were estimated based on information from water conservation studies and an analysis of historical per capita water production data for the City between 2016 – 2020. Most of the demand reduction is assumed to occur from restrictions on landscape irrigation.

Water use reduction associated with reducing landscape irrigation by one day was estimated by comparing the average water use for the three lowest months of each year with the annual average water use for the year on a per capita basis for 2016 – 2020, and assuming that outdoor water use was occurring three days per week. The overall difference between outdoor water use and baseline water use was divided by three to estimate landscape irrigation water use per day. **Tables 5-3** and **5-4** summarize the calculations for estimating the impacts from the demand reduction actions.

Table 5-3 – Historical Water Usage Data

Month	# of days	Water Supplied (MG)				
		Year				
		2016	2017	2018	2019	2020
January	31	64.81	61.93	70	62.9	62.02
February	28	62.13	56.29	71.64	54.89	76.84
March	31	74.9	75.54	75.37	68.31	77.45
April	30	92.88	91.27	94.45	98.33	87.21
May	31	106.49	117.76	125.4	115.66	140.55
June	30	133.08	135.26	130.4	128.51	152.64
July	31	144.72	157.31	151.96	148.76	165.35
August	31	146.13	153.1	150.17	141.85	164.72
September	30	127.31	134.27	138.04	146.31	139.21
October	31	107.04	110.78	114.76	141.43	128.63
November	30	83.71	85.59	87.6	91.82	95.6
December	31	64.28	79.36	67.85	66.91	82.84
Total		1,207.5	1,258.5	1,277.6	1,265.7	1,373.1
Population		16,541	16,793	16,516	16,994	17,590
Average water use, gpcd		200	205	212	204	214
5-year average water use, gpcd		207				
Baseline water use(lowest 3 months), MG		63.74	64.59	69.83	61.57	72.1
Baseline, gpcd		128	128	141	121	137
5-year baseline water use, gpcd		131				
Estimated outdoor water use, gpcd		72	77	71	83	77
5-year average outdoor water use, gpcd		76				

Table 5-4 – Shortage Gap Estimates

#	Description	Value
(1)	Average Water Use without Demand Reduction Actions, gpcd (SB X7-7 2020 Target)	273
(2)	Average Water Use after Shortage Level 1, gpcd (Average water use, 2016-2020)	207
(3)	Estimated Reduction in Shortage Gap from Level 1 Actions, gpcd	66
(4)	Average outdoor water use (3-day watering schedule), gpcd	76
(5)	Reduction in Shortage Gap by one day reduction in watering schedule, gpcd	25

Notes:

(2) Average Water Use after Shortage Level 1 Actions = Average water use from **Table 5-3**.

(3) Estimated Reduction in Shortage Gap from Level 1 Actions = (1) Average Water Use without Demand Reduction Actions - (2) Average Water Use after Shortage Level 1 Actions.

(4) Average outdoor water use (3-day watering schedule) = Average outdoor water use from **Table 5-3**.

(5) Reduction in Shortage Gap by one day reduction in watering schedule = (4) ÷ 3, rounded.

5.3 Operational Changes

Operational changes to address water shortages will be focused on implementing and enforcing the supply augmentation and demand reduction actions. The following operational changes were listed in **Tables 5-1 and 5-2 (DWR Tables 8-3 and 8-2, respectively)** and assist with reduction of water demands.

- Expand public information campaign.
- Implement or modify drought rate structure or surcharge.
- Offer water use surveys.
- Decrease line flushing.
- Increase water waste patrols.

5.4 Additional Mandatory Prohibitions

Additional mandatory prohibitions related to water usage are detailed in Title 6, Chapter 4C of the Coalinga Municipal Code (CMC) which includes rules and regulations for the City's water conservation program.

6 Seismic Risk Assessment and Mitigation Plan

Water Code Section 10632.5

(a) In addition to the requirements of paragraph (3) of subdivision (a) of Section 10632, beginning January 1, 2020, the plan shall include a seismic risk assessment and mitigation plan to assess the vulnerability of each of the various facilities of a water system and mitigate those vulnerabilities.

(b) An urban water supplier shall update the seismic risk assessment and mitigation plan when updating its urban water management plan as required by Section 10621.

(c) An urban water supplier may comply with this section by submitting, pursuant to Section 10644, a copy of the most recent adopted local hazard mitigation plan or multihazard mitigation plan under the federal Disaster Mitigation Act of 2000 (Public Law 106-390) if the local hazard mitigation plan or multihazard mitigation plan addresses seismic risk.

The City falls under the Fresno County Multi-Hazard Mitigation Plan, which was updated in May 2018. The plan addresses seismic risk and satisfies the requirement of CWC Section 10632.5(a). A copy of the 2018 Multi-Hazard Mitigation Plan can be viewed at the following web address:

<https://www.fresno.gov/darm/wp-content/uploads/sites/10/2020/12/FresnoCountyHMPFinal.pdf>

Another useful reference for assessing and mitigating seismic risks to the water system is the City's Water System Emergency Response Plan (ERP). The ERP includes findings of the City's risk and resilience assessment and describes strategies, resources, plans, and procedures utilities can use to prepare for and respond to an incident, natural or man-made, that threatens life, property, or the environment.

7 Communication Protocols

Water Code Section 10632 (a)(5)

Communication protocols and procedures to inform customers, the public, interested parties, and local, regional, and state governments, regarding, at a minimum, all of the following:

(A) Any current or predicted shortages as determined by the annual water supply and demand assessment described pursuant to Section 10632.1.

(B) Any shortage response actions triggered or anticipated to be triggered by the annual water supply and demand assessment described pursuant to Section 10632.1.

(C) Any other relevant communications

In accordance with CWC 10632(a)(5), the City shall initiate communication procedures to inform customers, the public, interested parties, and local, regional, and state governments when the AWSAR predicts a current or predicted shortage and the shortage response actions that will be triggered or anticipated to be triggered. Communication protocols are included in the Drought Preparedness & Response Planning for the City of Coalinga (DPRP) and ERP.

8 Compliance and Enforcement

Water Code Section 10632 (a)(6)

For an urban retail water supplier, customer compliance, enforcement, appeal, and exemption procedures for triggered shortage response actions as determined pursuant to Section 10632.2.

Title 13, Chapter 09 of the CMC describes enforcement, appeal, and exemption procedures for City water code violations which apply to violations of City shortage response actions.

9 Legal Authorities

Water Code Section 10632 (a)(7)

(A) A description of the legal authorities that empower the urban water supplier to implement and enforce its shortage response actions specified in paragraph (4) that may include, but are not limited to, statutory authorities, ordinances, resolutions, and contract provisions.

(B) A statement that an urban water supplier shall declare a water shortage emergency in accordance with Chapter 3 (commencing with Section 350) of Division 1. [see below]

(C) A statement that an urban water supplier shall coordinate with any city or county within which it provides water supply services for the possible proclamation of a local emergency, as defined in Section 8558 of the Government Code.

Water Code Section Division 1, Section 350

Declaration of water shortage emergency condition. The governing body of a distributor of a public water supply, whether publicly or privately owned and including a mutual water company, shall declare a water shortage emergency condition to prevail within the area served by such distributor whenever it finds and determines that the ordinary demands and requirements of water consumers cannot be satisfied without depleting the water supply of the distributor to the extent that there would be insufficient water for human consumption, sanitation, and fire protection.

Section 6-4C.07 of the City Municipal Code gives the City the authority to implement and enforce its shortage response actions. When the conditions deem it necessary, the City shall declare a water shortage emergency in accordance with Water Code Chapter 3 (commencing with Section 350) of Division 1 general provision regarding water shortage emergencies. Because the City is also the water supplier, City staff can coordinate the possible proclamation of a local emergency under California Government Code, California Emergency Services Act (Article 2, Section 8558).

10 Financial Consequences of WSCP

Water Code Section 10632(a)(8)

A description of the financial consequences of, and responses for, drought conditions, including, but not limited to, all of the following:

(A) A description of potential revenue reductions and expense increases associated with activated shortage response actions described in paragraph (4).

(B) A description of mitigation actions needed to address revenue reductions and expense increases associated with activated shortage response actions described in paragraph (4).

(C) A description of the cost of compliance with Chapter 3.3 (commencing with Section 365) of Division 1.

Revenues for the cost of operating the City water system are collected from customer water rates. The City conducted a Water and Wastewater Financial Analysis and Rate Study [1] in September 2020 and passed Resolution No. 3989 in October 2020. The resolution approved changes to the water service fee rate structure that went into effect for five years, starting in November 2020.

The current pricing structure is comprised of two components. The volumetric charge is based on gallons of water use and has rates for four categories: Urban Residential, Urban Commercial, Rural, and California Department of Corrections (CDC). The second component of the pricing structure is the service charge. This charge accounts for the cost of the meter, operation and maintenance, and other facility costs and is based on the meter size and the same categories for connection type.

When shortage response actions are activated, revenues will be reduced due to reduced consumption. However, the costs for operating the water system will not correspondingly decrease. There may also be additional costs associated with implementing the shortage response actions and enforcing compliance. The adopted rates from the Water Rate Study are anticipated to provide the City with sufficient funds for revenue reductions and expense increases associated with activated shortage response actions. The Water Rate Study included maintaining operations and capital reserves and was based on historical water demand which had periods of drought included.

The cost of compliance with Chapter 3.3 (commencing with Section 365) of Division 1 of the California Water Code is not projected to be significant because the City implements drought pricing when a state of emergency is declared.

If needed, the City may implement additional strategies to address decreased revenue from water sales. These strategies may include use of financial reserves, deferring capital improvement projects, reducing current and future operation and maintenance expenses, and conducting a rate study.

11 Monitoring and Reporting

Water Code Section 10632(a)(9)

For an urban retail water supplier, monitoring and reporting requirements and procedures that ensure appropriate data is collected, tracked, and analyzed for purposes of monitoring customer compliance and to meet state reporting requirements.

The City's water system has water meters on all production sources and customers. The City will use the production meters and customer usage meters to determine actual water use reductions. Monthly water pumping volumes and water billing data analyzed for the previous year will be summarized in the Annual Assessment and will assist with monitoring and reporting the adequacy of the shortage response actions.

12 Refining

Water Code Section 10632 (a)(10)

Reevaluation and improvement procedures for systematically monitoring and evaluating the functionality of the water shortage contingency plan in order to ensure shortage risk tolerance is adequate and appropriate water shortage mitigation strategies are implemented as needed.

The Annual Assessment, including monitoring and reporting procedures, will provide data to determine if the water shortage mitigation strategies are adequate for reducing water demands. If the data indicates that the strategies are not adequate or can be reduced, the WSCP should be amended and formally approved as described in Section 12.2.

12.1 Special Water Feature Distinction

Water Code Section 10632 (b)

For purposes of developing the water shortage contingency plan pursuant to subdivision (a), an urban water supplier shall analyze and define water features that are artificially supplied with water, including ponds, lakes, waterfalls, and fountains, separately from swimming pools and spas, as defined in subdivision (a) of Section 115921 of the Health and Safety Code.

In accordance with Water Code Section 10632 (b), swimming pools and spas are considered different from other water features that are artificially supplied with water, including ponds, lakes, waterfalls, and fountains. Title 9, Chapter 1, Article 2 of the City municipal code defines a swimming pool as a pool, pond, lake, or open tank or basin capable of containing water to a depth greater than one and one-half (1.5) feet at any point, and for the specific purpose of swimming in.

12.2 Plan Adoption, Submittal and Availability

12.2.1 Notice to the Public

Water Code Section 10642

...Prior to adopting either [the plan or water shortage contingency plan], the urban water supplier shall make both of the plan and the water shortage contingency plan available for public inspection and shall hold a public hearing or hearings thereon. Prior to any of these hearings, notice of the time and place of the hearing shall be published within the jurisdiction of the publicly owned water supplier pursuant to Section 6066 of the Government Code [see below]. The urban water supplier shall provide notice of the time and place of a hearing to any city or county within which the supplier provides water supplies.

Government Code section 6066

Publication of notice pursuant to this section shall be once a week for two successive weeks. Two publications in a newspaper published once a week or oftener, with at least five days intervening between the respective publication dates not counting such publication dates, are sufficient. The period of notice commences upon the first day of publication and terminates at the end of the fourteenth day, including therein the first day.

The City is committed to encouraging the active involvement of diverse social, cultural, and economic elements of its citizenry. The City placed a notice in the local newspaper stating that its WSCP has been prepared and that a public hearing would be conducted to take testimony from members of the community. A copy of this notification is included in **Appendix A**. The WSCP was made available for public inspection at the City Public Works Department, located at 155 West Durian, and posted a copy of the WSCP on its website (www.coalinga.com), prior to the public hearing.

12.2.2 Public Hearing and Adoption

Water Code Section 10642

...Prior to adopting either, the [plan or water shortage contingency plan], the urban water supplier shall make both the plan and the water shortage contingency plan available for public inspection and shall hold a public hearing or hearings thereon.

Water Code Section 10608.26

(a) In complying with this part, an urban retail water supplier shall conduct at least one public hearing to accomplish all of the following:

- (1) Allow community input regarding the urban retail water supplier's implementation plan for complying with this part.*
- (2) Consider the economic impacts of the urban retail water supplier's implementation plan for complying with this part.*
- (3) Adopt a method, pursuant to subdivision (b) of Section 10608.20 for determining its urban water use target.*

The City has encouraged community and public interest involvement in the WSCP using mailings, public meetings, and web-based communication. Copies of the City's outreach efforts are included in **Appendix A**.

12.2.3 Public Hearing

A public hearing was held on February 17, 2022 at the City Council Chamber. The hearing provided an opportunity for the City’s customers, residents, and employees to learn and ask questions about the current and future water supply of the City.

12.2.4 Adoption

Water Code Section 10642

...After the hearing or hearings, the plan or water shortage contingency plan shall be adopted as prepared or as modified after the hearing.

This WSCP was adopted by the City Council on March 3, 2022. A copy of the adopted resolution is included in **Appendix B**.

12.2.5 Plan Submittal

A copy of the adopted WSCP will be submitted to DWR electronically using the WUEdata Portal submittal tool.

12.2.6 Submitting WSCP to Cities and Counties

The WSCP will be submitted in electronic format to Fresno County within 30 days of adoption.

12.2.7 Public Availability

Water Code Section 10632 (a)(c)

The urban water supplier shall make available the water shortage contingency plan prepared pursuant to this article to its customers and any city or county within which it provides water supplies no later than 30 days after adoption of the water shortage contingency plan.

Water Code Section 10645

(a) Not later than 30 days after filing a copy of its plan with the department, the urban water supplier and the department shall make the plan available for public review during normal business hours.

(b) Not later than 30 days after filing a copy of its water shortage contingency plan with the department, the urban water supplier and the department shall make the plan available for public review during normal business hours.

Within 30 days of submitting the WSCP to DWR, the adopted WSCP will be available for public review during normal business hours at the City Public Works Department. The City will also post a copy of the adopted WSCP on its website (www.coalinga.com).

12.2.8 Notification to Public Utilities Commission

The City is not regulated by the California Public Utilities Commission.

12.2.9 Amending an Adopted Water Shortage Contingency Plan

Water Code Section 10644 (b)

If an urban water supplier revises its water shortage contingency plan, the supplier shall submit to the department a copy of its water shortage contingency plan prepared...no later than 30 days after adoption, in accordance with protocols for submission and using electronic reporting tools developed by the department.

If the City revises the WSCP, copies of amendments or changes to the plans will be submitted electronically to the DWR through the WUEdata Portal within 30 days of its adoption.

13 References

- [1] Water and Wastewater Financial Analysis and Rate Study for City of Coalinga, IG Service, September 1, 2020.

Appendix A

Notices to Public and Public Outreach Efforts



CITY OF COALINGA
The Sunny Side of the Valley

**Notice of Preparation
City of Coalinga 2020 Urban Water Management Plan**


In accordance with the Urban Water Management Planning Act (California Water Code Sections 10610 to 10657), urban water suppliers are required to prepare an Urban Water Management Plan and update it every five years. The City of Coalinga (City) is preparing the 2020 UWMP for submission to the California Department of Water Resources (DWR).

We invite your participation in this process. A Draft of the 2020 UWMP will be made available for public review within the next few months. Public hearings will be scheduled sixty (60) days before adoption of the 2020 UWMP by the City council.


If you would like more information regarding the City of Coalinga 2020 UWMP, please contact:

Sean Brewer
Assistant City Manager
City of Coalinga
155 West Durian
Coalinga, CA 93210
e-mail: sbrewer@coalinga.com

Sincerely,



Sean Brewer
City of Coalinga



July 28, 2021

U.S Bureau of Reclamation
Michael P. Jackson, P.E.
Area Manager
South-Central California Area Office
1243 N Street
Fresno, CA 93727

Subject: Notice of Preparation for City of Coalinga 2020 Urban Water Management Plan

In accordance with the Urban Water Management Planning Act (California Water Code Sections 10610 to 10657), urban water suppliers are required to prepare an Urban Water Management Plan and update it every five years. The City of Coalinga (City) is preparing the 2020 UWMP for submission to the California Department of Water Resources (DWR).

We invite your participation in this process. A Draft of the 2020 UWMP will be made available for public review within the next few months. Public hearings will be scheduled sixty (60) days before adoption of the 2020 UWMP by the City council.


If you would like more information regarding the City of Coalinga 2020 UWMP, please contact:

Sean Brewer
Assistant City Manager
City of Coalinga
155 West Durian
Coalinga, CA 93210
e-mail: sbrewer@coalinga.com

Sincerely,



Sean Brewer
City of Coalinga



July 28, 2021

Coalinga-Huron Unified School District
Lori Villanueva
Superintendent
657 Sunset St.
Coalinga, CA 93210

Subject: Notice of Preparation for City of Coalinga 2020 Urban Water Management Plan

In accordance with the Urban Water Management Planning Act (California Water Code Sections 10610 to 10657), urban water suppliers are required to prepare an Urban Water Management Plan and update it every five years. The City of Coalinga (City) is preparing the 2020 UWMP for submission to the California Department of Water Resources (DWR).


We invite your participation in this process. A Draft of the 2020 UWMP will be made available for public review within the next few months. Public hearings will be scheduled sixty (60) days before adoption of the 2020 UWMP by the City council.

If you would like more information regarding the City of Coalinga 2020 UWMP, please contact:

Sean Brewer
Assistant City Manager
City of Coalinga
155 West Durian
Coalinga, CA 93210
e-mail: sbrewer@coalinga.com

Sincerely,

Sean Brewer
City of Coalinga



July 28, 2021

Westlands Water District
Thomas W. Birmingham
General Manager
3130 N. Fresno Street
P.O. Box 6056
Fresno, CA 93703

Subject: Notice of Preparation for City of Coalinga 2020 Urban Water Management Plan

In accordance with the Urban Water Management Planning Act (California Water Code Sections 10610 to 10657), urban water suppliers are required to prepare an Urban Water Management Plan and update it every five years. The City of Coalinga (City) is preparing the 2020 UWMP for submission to the California Department of Water Resources (DWR).


We invite your participation in this process. A Draft of the 2020 UWMP will be made available for public review within the next few months. Public hearings will be scheduled sixty (60) days before adoption of the 2020 UWMP by the City council.

If you would like more information regarding the City of Coalinga 2020 UWMP, please contact:

Sean Brewer
Assistant City Manager
City of Coalinga
155 West Durian
Coalinga, CA 93210
e-mail: sbrewer@coalinga.com

Sincerely,

Sean Brewer
City of Coalinga



December 9, 2021

U.S Bureau of Reclamation
Michael P. Jackson, P.E.
Area Manager
South-Central California Area Office
1243 N Street
Fresno, CA 93727

Subject: Notice of Public Hearing for City of Coalinga 2020 Urban Water Management Plan

In accordance with the Urban Water Management Planning Act (California Water Code Sections 10610 to 10657), urban water suppliers are required to prepare an Urban Water Management Plan and update it every five years. The City of Coalinga (City) has prepared its 2020 UWMP and 2020 Water Shortage Contingency Plan (WSCP), which are now both available for public review.

The City Council will hold a public hearing to receive and consider input regarding the proposed 2020 UWMP and WSCP. The public hearing will be held on February 17, 2022, at 6 pm during the City Council Meeting at City Hall.

The Draft 2020 UWMP and WSCP are available for public review on the City's website. Comments can be provided up until the date of the public hearing to:

Sean Brewer
Assistant City Manager
City of Coalinga
155 West Durian
Coalinga, CA 93210
e-mail: sbrewer@coalinga.com

We invite your participation in this process.

Sincerely,



Sean Brewer
City of Coalinga



December 9, 2021

Westlands Water District
Thomas W. Birmingham
General Manager
3130 N. Fresno Street
P.O. Box 6056
Fresno, CA 93703

Subject: Notice of Public Hearing for City of Coalinga 2020 Urban Water Management Plan

In accordance with the Urban Water Management Planning Act (California Water Code Sections 10610 to 10657), urban water suppliers are required to prepare an Urban Water Management Plan and update it every five years. The City of Coalinga (City) has prepared its 2020 UWMP and 2020 Water Shortage Contingency Plan (WSCP), which are now both available for public review.

The City Council will hold a public hearing to receive and consider input regarding the proposed 2020 UWMP and WSCP. The public hearing will be held on February 17, 2022, at 6 pm during the City Council Meeting at City Hall.

The Draft 2020 UWMP and WSCP are available for public review on the City's website. Comments can be provided up until the date of the public hearing to:

Sean Brewer
Assistant City Manager
City of Coalinga
155 West Durian
Coalinga, CA 93210
e-mail: sbrewer@coalinga.com

We invite your participation in this process.

Sincerely,



Sean Brewer
City of Coalinga



December 9, 2021

County of Fresno
Bernard Jimenez
Department of Public Works and Planning
2220 Tulare Street
Fresno, CA 93721

Subject: Notice of Public Hearing for City of Coalinga 2020 Urban Water Management Plan

In accordance with the Urban Water Management Planning Act (California Water Code Sections 10610 to 10657), urban water suppliers are required to prepare an Urban Water Management Plan and update it every five years. The City of Coalinga (City) has prepared its 2020 UWMP and 2020 Water Shortage Contingency Plan (WSCP), which are now both available for public review.

The City Council will hold a public hearing to receive and consider input regarding the proposed 2020 UWMP and WSCP. The public hearing will be held on February 17, 2022, at 6 pm during the City Council Meeting at City Hall.

The Draft 2020 UWMP and WSCP are available for public review on the City's website. Comments can be provided up until the date of the public hearing to:

Sean Brewer
Assistant City Manager
City of Coalinga
155 West Durian
Coalinga, CA 93210
e-mail: sbrewer@coalinga.com

We invite your participation in this process.

Sincerely,



Sean Brewer
City of Coalinga



December 9, 2021

Coalinga-Huron Unified School District
Lori Villanueva
Superintendent
657 Sunset St.
Coalinga, CA 93210

Subject: Notice of Public Hearing for City of Coalinga 2020 Urban Water Management Plan

In accordance with the Urban Water Management Planning Act (California Water Code Sections 10610 to 10657), urban water suppliers are required to prepare an Urban Water Management Plan and update it every five years. The City of Coalinga (City) has prepared its 2020 UWMP and 2020 Water Shortage Contingency Plan (WSCP), which are now both available for public review.

The City Council will hold a public hearing to receive and consider input regarding the proposed 2020 UWMP and WSCP. The public hearing will be held on February 17, 2022, at 6 pm during the City Council Meeting at City Hall.

The Draft 2020 UWMP and WSCP are available for public review on the City's website. Comments can be provided up until the date of the public hearing to:

Sean Brewer
Assistant City Manager
City of Coalinga
155 West Durian
Coalinga, CA 93210
e-mail: sbrewer@coalinga.com

We invite your participation in this process.

Sincerely,

Sean Brewer
City of Coalinga

*** Proof of Publication ***

The Sentinel
SM California News Media Inc.
P.O. Box 9
Hanford, CA 93232
Phone 559-582-0471 <+1-559-582-0471>
billing@hanfordsentinel.com

CITY OF COALINGA-LEGALS
KRISTI ANDERSON EXT150
155 W. DURIAN AVE
COALINGA CA 93210
USA

ORDER NUMBER 59705

Business Lic Verified
Contractor Lic Verified

Description 2020 UWMMP Newspaper Notice
Account 501-503-88100
Approval [Signature]

Publication- The Hanford Sentinel

State of California

County of Kings

I am a citizen of the United States and a resident of the county foresaid; I am over the age of eighteen years, and not a part to or interested in the above entitled matter, I am the principal clerk of The Hanford Sentinel, a newspaper of general circulation, printed and published daily in the city of Hanford, County of Kings, and which newspaper has been adjudged a newspaper of general circulation by the superior court of the County of Kings, State of California, under the date of October 23, 1951, case number 11623.

That I know from my own personal knowledge the notice, of which the annexed is a printed copy (set in type not smaller than nonpareil), has been published in each regular and entire issue of said newspapers and not in any supplement thereof on the following dates, to wit:

Section: Legals
Category: 201 Public Notices
PUBLISHED ON: 02/01/2022 02/08/2022

TOTAL AD COST: 199.92
FILED ON: 02/08/2022

I certify (or declare) under penalty of perjury that the foregoing is true and correct.

Dated at Kings County, California

This Day 8th of February, 2022

Signature [Signature]

Ad text : AD# 59705

Notice of Public Hearing
City of Coalinga 2020 Urban Water Management Plan

In accordance with the Urban Water Management Planning Act (California Water Code Sections 10610 to 10657), urban water suppliers are required to prepare an Urban Water Management Plan and update it every five years. The City of Coalinga (City) has prepared its 2020 UWMP and 2020 Water Shortage Contingency Plan (WSCP), which are now both available for public review.

The City Council will hold a public hearing to receive and consider input regarding the proposed 2020 UWMP and WSCP. The public hearing will be held on February 17, 2022, at 6 pm during the City Council Meeting at City Hall.

The Draft 2020 UWMP and WSCP are available for public review on the City's website. Comments can be provided up until the date of the public hearing to:

Sean Brewer
Assistant City Manager
City of Coalinga
155 West Durian
Coalinga, CA 93210
e-mail: sbrewer@coalinga.com

We invite your participation in this process.

Publish February 1, 8, 2022

Appendix B

City Resolution Adopting WSCP

RESOLUTION NO. 4071

**A RESOLUTION OF THE CITY OF COALINGA ADOPTING THE 2020 URBAN WATER
MANAGEMENT PLAN TO BE SUBMITTED TO THE CALIFORNIA
DEPARTMENT OF WATER RESOURCES**

WHEREAS, the California legislature has enacted the Urban Water Management Plan Planning Act, California Water Code Sections 10610-10656, as amended which requires every urban water supplier providing water to more than 3,000 customers or supplying more than 3,000 acre-feet of water annually to prepare an Urban Water Management Plan and Water Shortage Contingency Plan ("Plans") that has as its primary objective the conservation and efficient use of water, and

WHEREAS, the City of Coalinga ("City"), a municipal utility, is an urban water supplier providing water to a population over 17,000; and

WHEREAS, the City adopted a Plan in 2015 in accordance with State requirements; and

WHEREAS, the Plans must be reviewed at least once every five years by the City, which must amend the Plans, as necessary, after it has conducted a review; and

WHEREAS, the preparation of the updated Plans has been coordinated with other public agencies to the extent practicable; and

WHEREAS, the Plans must be adopted, after its first made available for public inspection and public hearing is noticed and held, and must be filed with the California Department of Water Resources within thirty days of adoption; and

WHEREAS, a noticed public hearing on the draft Plans were held by City Council on February 17, 2022, at which time public comments were heard and considered.

NOW THEREFORE, BE IT RESOLVED BY THE CITY COUNCIL OF THE CITY OF COALINGA THAT:

SECTION 1. The Council hereby adopts the 2020 Urban Water Management Plan and Water Shortage Contingency Plan of the City of Coalinga, which shall be filed with the City Clerk. The City Manager is hereby authorized and directed to file the 2020 Urban Water Management Plan and Water Shortage Contingency Plan of the City of Coalinga with the California Department of Water Resources.

SECTION 2. The Council finds and determines that, under California Water Code Section 10652, the adoption of the Plan and this Resolution does not constitute a project under the California Environmental Quality Act, and no environmental assessment is required.

PASSED AND ADOPTED by the City Council of the City of Coalinga at a regular meeting of the City held on this **3rd day of March, 2022** by the following vote:


AYES: Ramirez, Adkisson, Horn, Singleton, Ramsey

ABSENT: None

NOES: None


ABSTAIN: None

APPROVED:



Ron Ramsey, Mayor, City of Coalinga

ATTEST:



Shannon Jensen, City Clerk, City of Coalinga