



ANNUAL REPORT

2016

Coalinga Police Department



Table of Contents

To the City Council and Residents of the City of Coalinga,	1
Chief's Message	2
State of the Department	3
UCR Crime Statistics	8
Traffic Accident Statistics	10
Animal Control Statistics	11
Explorer POST	12
School Resource Officer Program	13
Department Goals	14
References	15

To the City Council and Residents of the City of Coalinga,

MISSION STATEMENT

Our mission is to maintain peace and order through the provision of police services that are of the highest quality and responsive to the needs of the community. We will contribute to the safety and security of the community by apprehending those who commit criminal acts, by developing partnerships to prevent, reduce, or eliminate neighborhood problems, and by providing police services that are fair, unbiased, judicious, and respectful of the dignity of all individuals.

VALUES STATEMENT

1. Dedication to timely, excellent, and efficient service to the community.
2. Honest and ethical behavior by the members of this agency.
3. Being the best that we can be.
4. Innovative, creative and proactive approaches in meeting the demands of our animal control, crime prevention and law enforcement responsibilities.
5. The need to engage in strategic and future planning and to keep abreast of the latest in law enforcement technology and techniques.
6. Sensitivity is the key quality that we should bring to our interaction with the public and other agencies in the criminal justice system with whom we interact.

Chief's Message

It is a privilege and an honor to present this annual report of the activities of the Coalinga Police Department during the Calendar Year 2016. This was a year of transition. Both internal and external forces have required the Department to adapt to a new law enforcement paradigm. The Department has met the challenges presented during 2016 and delivered a high level of service to the community.

After completing my first year of service to the community, I feel that together we have accomplished more than I could ever dream of. 2017 will be a year of more challenge and innovation. The Department is poised to make continued advances in technology and law enforcement techniques. The primary goal for 2017 is to continue the transformation of the Coalinga Police Department into one of the finest police departments in California.

Respectfully Submitted.

Michael Salvador
Chief of Police
February 2, 2017



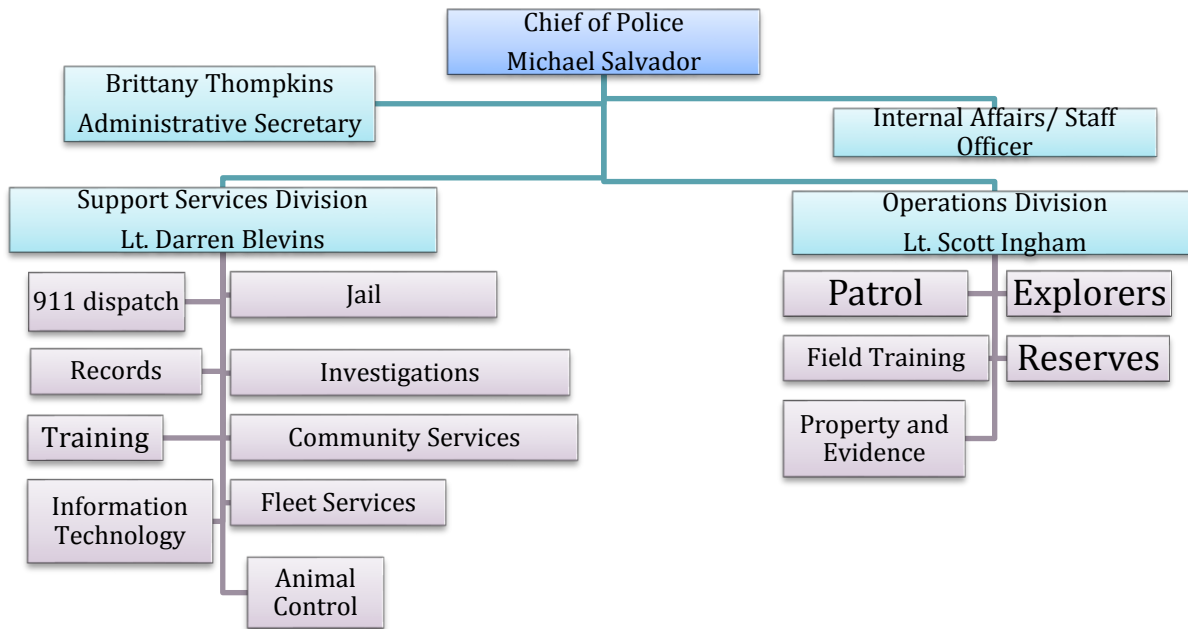
State of the Department

The Coalinga Police Department is a full-service law enforcement agency conducting operations 24 hours a day 365 days per year. The Department has units providing service in animal control, records, and general law enforcement. The Police Department provides primary 911 communications responsibilities for the City of Coalinga.

For calendar year 2016, the Police Department is authorized 23 full time sworn officers. FY 2016-2017 currently funds 23 sworn officers. At the end of 2016, all full-time positions were filled. The ratio of sworn personnel to population 1.375 officers per 1000 residents. This is less than the nationwide rate of 1.8 officers per thousand population for Group V cities (10,000 to 24,999 population). (FBI, 2014) The status of personnel is always a concern or challenge facing the Department. The Department's attrition rate is 5%. That is down from the previous year. The reason of the improved attrition rate was several employees returning to the Department from other agencies.

The Department gained two sworn officer positions during 2016. The first was gained during the summer of 2016 by a cooperative agreement between the Coalinga Huron Unified School District and the Department to fully fund and provide a school resource officer to the District. The second position was gained in the fall of 2016 in response to the impacts of the new commercial cannabis industry.

To support sworn operations, the Department employs a mixture of part time and full time civilian positions. The non-sworn staff also increased during the 2016 calendar year. The Department added a new full time animal control officer to expand animal control services and a records clerk to handle the records generated by the commercial cannabis industry. 11 non-sworn positions are budgeted as full time equivalents (FTE's) and two are budgeted as part time. At the end of 2016: all non-sworn positions were filled



Coalinga Police Department's Organizational Chart

Budget:

The Police Department is a general fund department. Due to the nature of Law Enforcement, it is a resource consumer not a self-sufficient activity. The adopted FY 16-17 budget of the Police Department is 3.06 million dollars. This constitutes 42% of the City's Budget. An analysis of past budgets has shown that the Department has enjoyed stable funding despite the recent economic down turn and closure of the Claremont facility. After the adoption of the FY16-17 budget, the City Council approved and added the CHUSD School Resource Officer, commercial cannabis enforcement team, and additional personnel in animal control adding approximately \$200,000 to the Police Department's Budget.

Revenues to support law enforcement activities come from a variety of sources. The main source of income is the City's General Fund. Supplemental funding from cooperative agreements with West Hills College and Coalinga Huron Unified School District fully pay for 2 police officer positions. The Department participates in several grant programs to provide needed equipment. The Department receives COPS funding from the State of California, Body Armor funding and Body Camera funding from the Federal Government, and the Justice Assistance Grant from the Bureau of Justice Assistance.

Facilities:

The Police Department is located at 270 N. 6th St. in a wing of City Hall. This facility was constructed in 1995 and houses 911 communications center, patrol operations, investigations, administration, and a 24-hour holding facility. The Police Department has two satellite locations that supports its mission. Animal Control operates an animal shelter behind the Claremont Custody Facility. The Police Department also continues to utilize a portion of the old police department headquarters, in the courthouse, as an evidence storage facility.

During 2016, the Department made several upgrades to the facility. The interior of the office was painted, corner guards were installed and chair rails were repaired. The Dispatch Center received carpet tiles to eliminate background noise. Finally, a furniture project was started with significant progress made to replace obsolete furniture, improve ergonomics, and allow for the growth in department personnel.

There are significant infrastructure issues that have manifested themselves during 2016. The air conditioning systems in the building are starting to fail with 2 units needing to be replaced in December. The building uninterrupted power supply does not function when the power fails. This causes power fluctuations that damages computer equipment and has caused the City's phone system to crash interrupting the public's ability to contact the City.

Fleet:

The Police Department uses a mixture of unmarked and marked vehicles to accomplish its various missions. There are 30 vehicles in the Department's fleet. This allows for personally assigned vehicles to the employees of the Department. In my experience, having personally assigned vehicles allows for greater longevity of the asset. Employee have a pride of ownership and take better care of the equipment when they know that their efforts only affect them. During 2016, the Department took advantage of an opportunity to purchase 6 vehicles using a combination of direct and lease purchases. This has allowed the department to improve reliability and fuel economy with the goal of reducing fuel and maintenance costs. The average age of fleet assets is 5 years.

Other Equipment:

The Police Department possesses a wide range of equipment to fulfill its mission. It has a sufficient variety of weapons and surveillance technology to accomplish any task needed. There are deficiencies in spare equipment to allow for continuity of operations if a piece of equipment is out of service for repair.

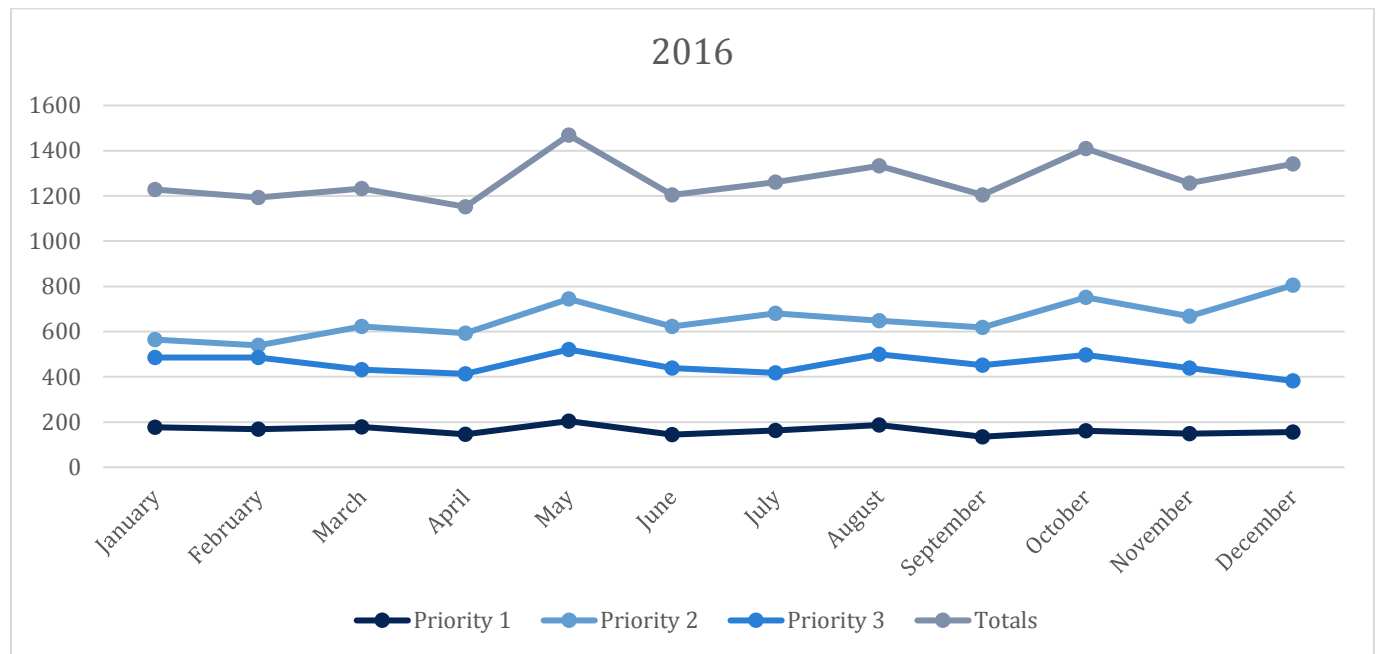
The Department has begun the process of acquiring a key piece of risk management equipment, body cameras. During 2016 the Department has received grants from both PARSAC, the city's risk management agency, and the Federal Government to acquire body cameras. The Department hopes that the deployment of body cameras will eliminate or quickly solve a great many of the citizen complaints that were received in 2016. The other goal to be achieved by deploying body cameras is gaining first person evidence to improve criminal prosecution rates. The Department anticipates full body camera deployment during 2017.

Calls for Service Statistics:

The best way to analyze the activity of the Police Department is using raw calls for service data. This data over time shows both activity generated by the public and activity generated by preventative patrol activities. In 2016 the Department handled 15286 calls for service. In 2015 the Department handled 13313 calls for service. That is approximately a 14.8 percent increase over 2015. The following charts and tables break down the comparison by month and by priority. Priority one calls are considered emergencies and should be dispatched within a 3-minute time frame. Priority two calls are where most citizen initiated activity is found. Priority three calls are mostly officer initiated.

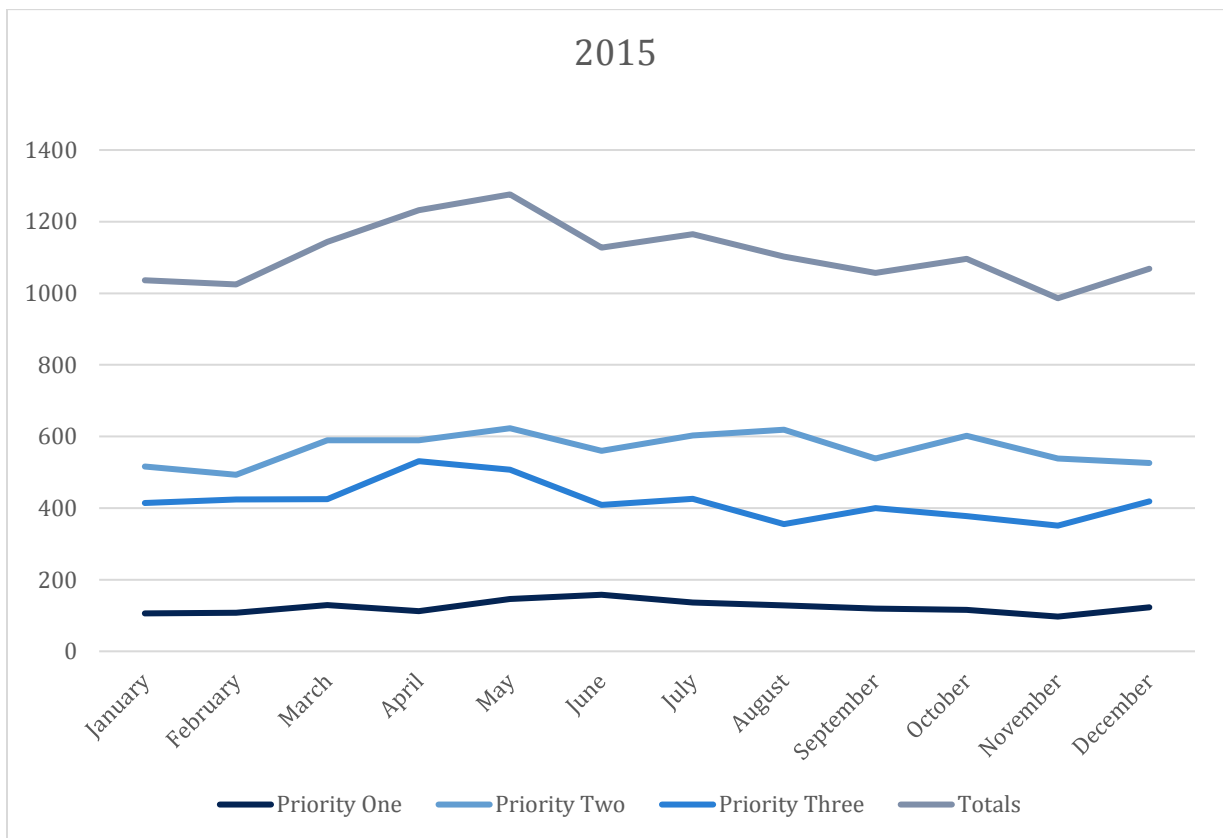
CALLS FOR SERVICE 2016

	January	February	March	April	May	June	July	August	September	October	November	December
Priority 1	177	169	178	146	204	144	162	186	135	161	149	155
Priority 2	565	539	622	593	744	623	681	648	618	752	668	805
Priority 3	486	485	432	413	521	438	418	499	452	497	439	382
Totals	1228	1193	1232	1152	1469	1205	1261	1333	1205	1410	1256	1342



CALLS FOR SERVICE 2015

	January	February	March	April	May	June	July	August	September	October	November	December
Priority 1	106	108	129	112	146	158	136	128	119	116	97	123
Priority 2	516	493	589	589	623	560	603	619	538	602	538	526
Priority 3	414	424	425	531	507	409	426	355	400	378	351	419
Totals	1036	1025	1143	1232	1276	1127	1165	1102	1057	1096	986	1068

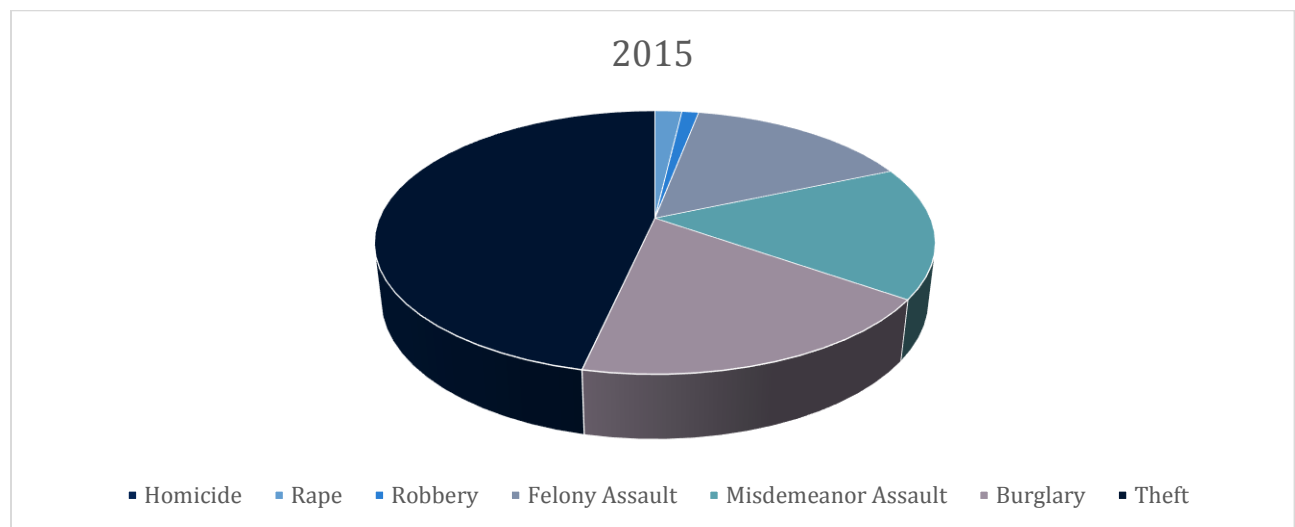


UCR Crime Statistics

The UCR is the oldest measure of crime reporting in the United States. Developed in the 1920's by the FBI, the report receives its data from victim's reports of crime to law enforcement. The statistics give only general information on crime trends. They can be effected by several variables from the definitions of the categories themselves to human error in crime report completion by law enforcement. Year to year analysis is the most accurate way to use the UCR to predict crime trends.

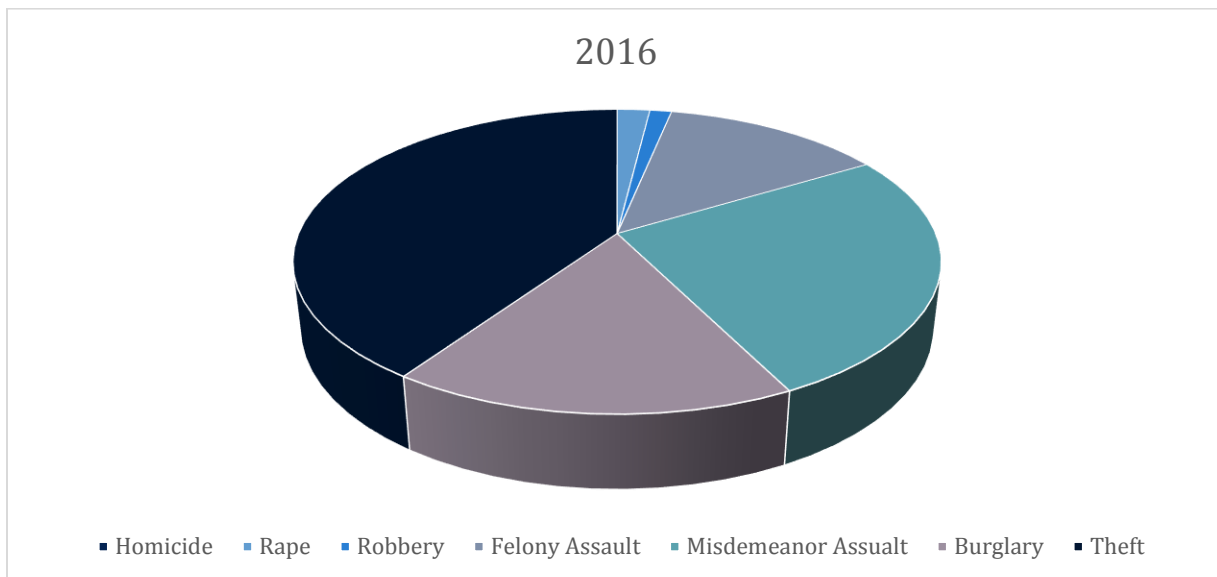
Comparing 2015 to 2016 there was 7.1% increase in the total UCR reportable crimes to the Coalinga Police Department. This increase is attributed to a rise in misdemeanor assaults. This contrasts with the calls for service numbers rising at twice the rate of the UCR during the same time frame. The below are month to month tables and graphic representations of the UCR statistics. Property crimes continue to be the number one issue facing the citizens of Coalinga today.

2015	January	February	March	April	May	June	July	August	September	October	November	December	Totals
Homicide	0	0	0	0	0	0	0	0	0	0	0	0	0
Rape	0	0	1	0	2	2	0	0	0	0	2	1	8
Robbery	0	0	1	1	0	1	0	0	1	0	1	0	5
Felony Assault	7	3	6	7	9	7	8	3	7	6	0	4	67
Misdemeanor Assault	2	6	9	7	2	8	5	6	3	6	8	8	70
Burglary	5	5	8	4	5	2	3	6	6	4	7	26	81
Theft	26	19	20	23	16	16	13	18	13	14	9	14	201



2016

	First Quarter	Second Quarter	Third Quarter	Fourth Quarter	Totals
Homicide	0	0	0	0	0
Rape	0	5	2	2	9
Robbery	1	1	3	1	6
Felony Assault	1	14	17	29	61
Misdemeanor Assault	47	21	30	23	121
Burglary	35	6	19	19	79
Theft	50	29	54	54	187



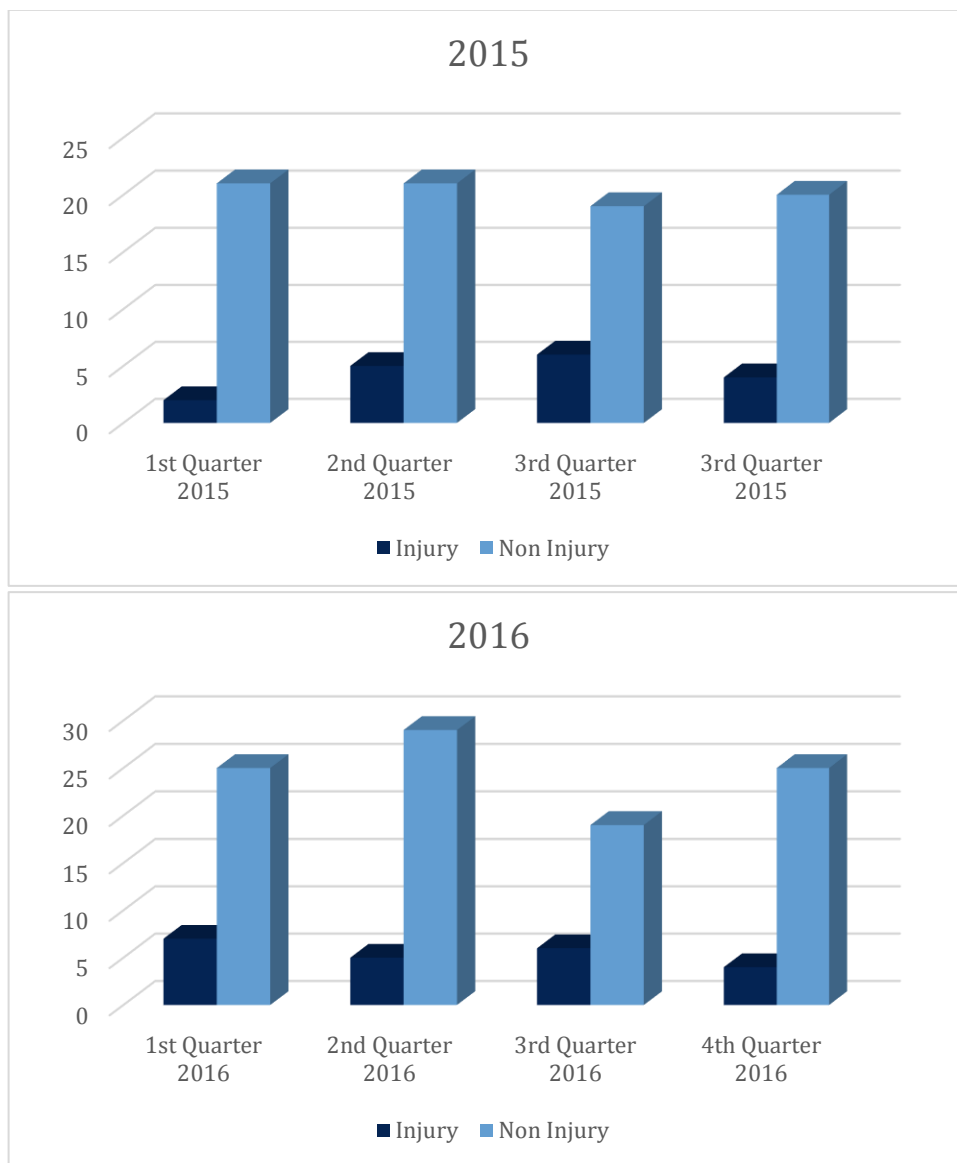
The number of reported property crimes and misdemeanor assaults representing a large share of the UCR Statistics are directly attributed to the consequences of the state reducing its prison populations. The effect of Proposition 47's decriminalization of property crimes also has a contributing role. The Department expects this trend to continue after the passage of both Proposition 57 and the legalization of Marijuana. Even though drug arrests are expected to go down, the need of narcotics users to fund their habits (both legal and illegal) will drive the high propensity of property crimes.

The Department has taken an aggressive stance to attempt to alter the numbers. Besides proactive patrol and apprehension activities, the Department's Investigations unit has been extremely active. This unit served 46 search warrants in 2015, nearly 1 warrant service every 8 days. Those warrants recovered hundreds of thousands of dollars in stolen property and confiscated a substantial number of narcotics.

The person's crime ratios are driven by the rising gang influence both in and around the city. Most of the assaults that were not related to domestic violence were gang influenced in some way.

Traffic Accident Statistics

The Coalinga Police Department is responsible for traffic enforcement for the City of Coalinga. Besides the common writing of citations for traffic violations, the Department responds to and investigates all the traffic accidents that occur in the city. In 2016, the total number of investigated traffic collisions in Coalinga rose approximately 22% from 98 in 2015 to 120. Within that number there is an area of concern. The number of injury vehicle accidents rose by 46% from 15 in 2015 to 22 in 2016. The below graph gives a visual representation of the traffic accident activity.



Animal Control Statistics

The Coalinga Police Department is responsible for the animal control function for the City. Captured animals are housed at an animal control facility located next to the Claremont Custody Facility. Due to the area that we live in, we have some unique animal control issues. Besides dogs and cats we have to be equipped to mitigate the effects of skunks and may be called to mitigate other animals. Our goal for the shelter is to attain a no kill status. This unit does can euthanize animals in a humane manner if it is necessary to do for public safety.

2016 saw the beginnings of major changes to the Animal Control Unit. The first was the elimination and decommissioning of the CO2 gas chamber that was used for both euthanasia and skunk control. This was temporarily replaced by chemical euthanasia provided by the San Francisco SPCA.

Deficiencies were found in the animal shelter infrastructure itself. The shelter was built with inmate labor and deferred maintenance stopped when the Claremont Custody Center closed. Those infrastructure maintenance needs are being addressed with funding that came from a one-time \$5000 grant by the Humane Society of America.


At the end of 2016 both the Council and the community has expressed interest in opening the shelter to the public. This will require upgrades to bring the building up to ADA requirements prior to allowing the public access. Access to the facility must also be upgraded. With the sale of Claremont, a new access road will need to be built so the public can get to the facility.

Regarding calls for service: the Department averaged 4 animal control calls for service per day for 2016. 35% of the calls for service on the average ended in some sort of enforcement action by Animal Control Officer or Police Officers. The other 65% of the calls received by the Department were either cancelled by the caller, the animal was unable to be located, or we were returning animals to their owners from the shelter.

This call volume and public support prompted the City Council in late 2016 to add a second full time animal control officer. The added personnel and the acquiring of veterinary service shows that 2017 promises to be a year where we provide enhanced animal services to the community.

Explorer POST

The Explorer Post continued to grow in 2016. Corporal Simon Saucedo and Officer Abram Velasquez instrumental in the organization and deployment of the program. With funding help from the Coalinga Police Officers Association and private donors, the explorers have made their presence known in the community. The year started with the POST taking an active role in the Horn Toad Derby. They provided traffic control services during the parade along with vital support at the park command post. The Explorer unit participated in both the Veterans Day and Christmas parades. The POST also gave back to their community, teaming up with Department personnel to deliver food and Christmas gifts to needy families in the City of Coalinga.



School Resource Officer Program

The Department partners with both Coalinga Huron Unified School District and West Hills Community College District to provide law enforcement services to both entities. Since both educational institutions cross jurisdictional lines, the Police Department personnel team up with law enforcement officers from Huron and Lemoore to accomplish the mission. Some of the services provided to the Districts were:

1. Criminal Investigations
2. Outreach to Students
3. School Safety Presentations
4. Attendance at Sporting Events
5. Attendance at other District Events
6. Traffic and Patrol functions around the Schools
7. Presentations to the Governing Boards

This program is 100% funded by both the districts that services are provided to.

The CHUSD Officer has been extremely busy. He handled 112 Calls for Service, 48 Case Reports, 18 Arrests/charges forwarded, 138 Traffic Stops, 49 Citations issued.



Department Goals

For 2016 the Coalinga Police Department has several things that it wants to accomplish. In facilities, it is working to complete projects to upgrade its phone system that is outdated. This is a joint project with the rest of the City and promises to provide upgrade capabilities in a user-friendly interface. The Department is looking at finishing upgrading its office to incorporate the latest technology in office equipment and furniture. Facility security is important and there are projects to upgrade the Department's access control systems and integrate them with the rest of the City in a common platform. Even though fuel prices are at their lowest point in nearly 10 years, the Department is planning to team up with the Fire Department in securing a source of cost efficient fuel and building facilities to hold and dispense that fuel during an emergency.

The Coalinga Police Department will strive to be a leader in law enforcement technology. The Department will continue the project to upgrade the IT infrastructure. In 2017 we will complete a project that will deploy a new computer aided dispatch and records management system. The system will allow for better tracking of crime in the jurisdiction along with automated tracking of licensing and animal control. The Department plans to finish the deployment of a body camera system purchased in 2016. We hope to improve our ability to document crimes by exploring video policing technologies. For better financial tracking and to allow for our customers to have greater financial flexibility, the Department will consider a computer-generated point of service system. Even though the Department has some of the latest in computer equipment, we will continue to look for the next great application of technology to be more efficient and better serve our public.

The Department will continue the process of working with the community to upgrade the Animal Shelter with goal to improve public access.

Finally, to achieve these goals, the Coalinga Police Department plans to be efficient with City funds. The Department will also continue to be an aggressive player in the grant arena.

References

FBI. (2014). *Crime in the United States*. Washington DC: FBI.